



10th Men's Youth (U19) World Championship

Croatia

Final Round, 7-8. place



Match Team Statistics

Match No. 113

Norway 38 - 35 Faroe Islands

(22 - 19) (16 - 16)

13.8.2023. 12:30

Attendance: 150

Arena Varaždin

Referees: Andjelina Kazanegra (MNE) / Jelena Vujacic (MNE)

Norway

Players		Goals / shots									Attack				Def.			Penalties			TP					
#	Surname and name	S	Tot.	%	9m	6m	Wing	7m	FB	Brk.	LD	As.	PC	E7	E2	TF	St.	C7	Blk	YC		2m	R	B		
3	IVERSEN Kasper Bjanes	S	3/4	75			3/3		0/1									2	1			2			50:16	
5	NIELSEN Henrik Hestbek		3/3	100						3/3								1							20:38	
6	HAVSGARD Emil	S	8/11	73	6/8					2/3		2	3	2		1	1		1						44:16	
7	HAGENES Ola Matre															1									14:10	
11	HOLTER Jens	S	4/4	100			3/3		1/1						2	1	2	1							41:12	
12	REIERSEN Sebastian											1													22:51	
13	LID Lasse Sunde		6/11	55	4/8					2/3		8	1			4									53:09	
16	SYVERTSEN Oscar Larsen	S											1												34:30	
21	SOLOST Eirik Kulvedrosten	S																							4:20	
24	OFTEDAL Andreas Hansen																								2:44	
25	SOLHEIM Mikkel	S	2/6	33						2/6			4	1		1	1	1							44:53	
26	TYSNES Endre																									
35	OLSETH Marius	S	11/12	92			4/4	6/6		0/1	1/1			1			1								55:38	
42	WALLEVIK Karl Edvard		1/3	33		1/3												1	1						24:32	
95	HAUGSTVEDT David Walstad																								6:51	
Team / bench																										
UKUPNO			38/54	70	10/16	4/6	7/7	6/6	1/2	9/16	1/1	11	9	6	1	9	7	3	2	0	2	0	0	0		

Goalkeepers		Saves / shots								
#	Surname and name	Tot.	%	9m	6m	Wing	7m	FB	Brk.	LD
12	REIERSEN Sebastian	4/21	19	1/1	1/8	1/4	0/2	0/2	1/4	
16	SYVERTSEN Oscar Larsen	6/23	26	2/7	2/7	1/3	0/1	1/1	0/4	
TOTAL		10/44	23	3/8	3/15	2/7	0/3	1/3	1/8	0/0

Coach: Rasmus Skytte Hauge

Number of attacks: 62, Efficiency: 61%, Average Duration: 29.79 seconds

Attack by type of defense

	Shots	9m	6m	Wing	TF	E7	E2
On def. 6-0	21/30	7/10	3/4	5/5	8	3	0
On def. 5-1	6/11	3/6	0/1	2/2	1	3	1
On def. press.	0/1	0/0	0/0	0/0	0	0	0
Fastbreak	1/2				0	0	0

Defense by type

	Total	9m	6m	Wing	Stl.	C7	2m
Def. 6-0	24/38	5/12	9/12	4/6	6	3	0
Def. 5-1	5/6	0/1	3/3	1/1	1	0	0
Fastbreak	3/4				0	0	2

Attack with superiority / minority / goalkeeper out

	Attack				Reaction		
	Att.	Eff.	Shots	TF	FB	LD	Tot.
7 on 6 (GK out)	2	50%	1/2	0	0/0	0/0	0/0
6 on 6 (GK out)	2	100%	2/2	0	0/0	0/0	0/0
6 on 6	55	60%	33/46	9			
6 on 5	2	100%	2/2	0			
5 on 6	1	0%	0/1	0			

Player superiority / GK out counted at the end of attack (in case it changes during attack)

Defense with superiority / minority / goalkeeper out

	Attack				Reaction		
	Att.	Eff.	Shots	TF	FB	LD	Tot.
7 on 6 (GK out)	35	51%	18/26	9	1/1	1/1	2/2
6 on 6 (GK out)	1	100%	1/1	0	0/0	0/0	0/0
6 on 6	23	57%	13/19	4			
6 on 5	4	75%	3/4	0			

Numbers show attacking numbers of opponent. Lower efficiency of opponent means better defense of this team

Jersey number Tot. Total shooting 6m 6m (line) shooting 9m 9m shooting Wng Wing shooting FB Fastbreak sh. 7m 7m penalty sh.
 Brk. Breakthrough sh. LD Long distance sh. As. Assists PC Pass clear chance E7 Earned 7m pen. TF Technical faults St. Steals
 2m 2m punishments C7. Committed 7m E2 Earned 2m pun. YC. Yellow cards R/B Red/Blue cards Blk. Blocks S Starting Line-up



10th Men's Youth (U19) World Championship

Croatia

Final Round, 7-8. place



Match Team Statistics

Match No. 113

Norway 38 - 35 Faroe Islands

(22 - 19) (16 - 16)

13.8.2023. 12:30

Attendance: 150

Arena Varaždin

Referees: Andjelina Kazanegra (MNE) / Jelena Vujacic (MNE)

Shot distribution by player

3 K. Iversen

2/3	1/1	

5 H. Nielsen

	1/1	1/1
		1/1

6 E. Havsgard

1/1		
2/3		2/3
1/1		2/2

1 miss.

7 O. Hagenes

11 J. Holter

1/1		2/2
1/1		

13 L. Lid

		3/3
0/1		1/1
2/2	0/2	

1 post 1 block

21 E. Solost

24 A. Oftedal

25 M. Solheim

0/1		
0/1		
2/2	0/1	0/1

26 E. Tynesnes

35 M. Olseth

	1/1	2/2
1/1	1/1	
2/2	1/1	3/3

1 block

42 K. Wallevik

0/1	0/1	1/1

95 D. Haugstvedt

TOTAL

1/2	2/2	6/6
4/7	1/1	5/6
10/12	2/6	7/8

1 post 1 miss. 2 block

Saves distribution goalkeepers

12 S. Reiersen

0/1	0/2	0/2
1/5	1/1	2/4
0/4	0/1	0/1

16 O. Syvertsen

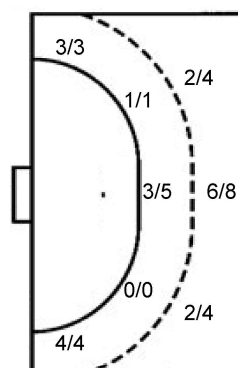
1/3	0/1	0/1
1/3		1/2
1/6	2/2	0/5

TOTAL

1/4	0/3	0/3
2/8	1/1	3/6
1/10	2/3	0/6

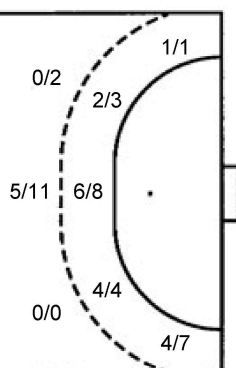
Shots by position

ATTACK



7m penalties	6/6
Fastbreak	1/2
Breakthrough	9/16
Long dist.	1/1

DEFENSE



7m penalties	3/3
Fastbreak	3/4
Breakthrough	7/9
Long dist.	0/0

Shooting statistics

Position	Goals	Sav.	Miss.	Post	Blk.	Total	%
Back (9m)	10	4	0	1	1	16	63
Line (6m)	4	2	0	0	0	6	67
Wing	7	0	0	0	0	7	100
7m penalties	6	0	0	0	0	6	100
Fastbreak	1	1	0	0	0	2	50
Breakthrough	9	5	1	0	1	16	56
Total	37	12	1	1	2	53	70

Jersey number Tot. Total shooting 6m 6m (line) shooting 9m 9m shooting Wng Wing shooting FB Fastbreak sh. 7m 7m penalty sh.
 Brk. Breakthrough sh. LD Long distance sh. As. Assists PC Pass clear chance E7 Earned 7m pen. TF Technical faults St. Steals
 2m 2m punishments C7. Committed 7m E2 Earned 2m pun. YC. Yellow cards R/B Red/Blue cards Blk. Blocks S Starting Line-up

Handball statistics and livescore by Toma-soft ltd (www.toma-soft.hr)



10th Men's Youth (U19) World Championship

Croatia

Final Round, 7-8. place



Match Team Statistics

Match No. 113

Norway 38 - 35 Faroe Islands

(22 - 19) (16 - 16)

13.8.2023. 12:30

Attendance: 150

Arena Varaždin

Referees: Andjelina Kazanegra (MNE) / Jelena Vujacic (MNE)

Faroe Islands

#	Surname and name	S	Goals / shots								Attack				Def.			Penalties				TP		
			Tot.	%	9m	6m	Wing	7m	FB	Brk.	LD	As.	PC	E7	E2	TF	St.	C7	Blk	YC	2m		R	B
2	JOHNSON Tróndur		1/2	50	0/1																			14:22
4	NATTESTAD Sofus I Selvindi		1/1	100			1/1																	29:44
9	SEYER Rói Hjaltason																							
10	GAARD OLSEN Óla Jákup	S										1			1									11:33
12	JOENSEN Leivur										1				1									26:19
20	EGHOLM Jákup	S	2/2	100				2/2																30:00
21	POULSEN Búi	S	1/4	25	0/2	0/1				1/1		5	2			1	3	1	1			1		56:37
22	LACOK Aleksandar	S																						16:58
32	FRIDRIKSSON Tóki		2/2	100		2/2								1		1								20:05
39	ZISKASON Rókur																							
44	GAARD Niklas	S	5/9	56			4/7		1/2								1	2						56:36
45	HÁVARDSSON Trúgví		2/4	50						2/4		6	1			2								18:02
47	VEDELSBOL Isak	S	9/11	82		9/11						1			1	2		1	1					60:00
76	HOJSTED Hogni		1/1	100		1/1												2						29:17
78	MITTUN Oli	S	11/16	69	5/10			3/3		3/3		10	5	1		5								50:27
	Team / bench																							
	UKUPNO		35/52	67	5/13	12/15	5/8	3/3	3/4	7/9	0/0	23	9	3	1	13	4	6	2	0	1	0	0	

#	Surname and name	Saves / shots								
		Tot.	%	9m	6m	Wing	7m	FB	Brk.	LD
12	JOENSEN Leivur	11/31	35	3/8	2/4	0/3	0/4	1/1	5/11	
22	LACOK Aleksandar	1/17	6	1/6	0/2	0/4	0/2		0/3	
	TOTAL	12/48	25	4/14	2/6	0/7	0/6	2/1	5/14	0/0

Coach: Hjalti Mohr Jacobsen

Number of attacks: 63, Efficiency: 56%, Average Duration: 27.41 seconds

Attack by type of defense

	Shots	9m	6m	Wing	TF	E7	E2
On def. 6-0	24/38	5/12	9/12	4/6	11	3	0
On def. 5-1	5/6	0/1	3/3	1/1	2	0	1
Fastbreak	3/4				0	0	0

Defense by type

	Total	9m	6m	Wing	Stl.	C7	2m
Def. 6-0	21/30	7/10	3/4	5/5	4	3	0
Def. 5-1	6/11	3/6	0/1	2/2	0	3	0
Def. press.	0/1	0/0	0/0	0/0	0	0	0
Fastbreak	1/2				0	0	1

Attack with superiority / minority / goalkeeper out

	Attack				Reaction		
	Att.	Eff.	Shots	TF	FB	LD	Tot.
7 on 6 (GK out)	35	51%	18/26	9	1/1	1/1	2/2
6 on 6 (GK out)	1	100%	1/1	0	0/0	0/0	0/0
6 on 6	23	57%	13/19	4			
6 on 5	4	75%	3/4	0			

Player superiority / GK out counted at the end of attack (in case it changes during attack)

Defense with superiority / minority / goalkeeper out

	Attack				Reaction		
	Att.	Eff.	Shots	TF	FB	LD	Tot.
7 on 6 (GK out)	2	50%	1/2	0	0/0	0/0	0/0
6 on 6 (GK out)	2	100%	2/2	0	0/0	0/0	0/0
6 on 6	55	60%	33/46	9			
6 on 5	2	100%	2/2	0			
5 on 6	1	0%	0/1	0			

Numbers show attacking numbers of opponent. Lower efficiency of opponent means better defense of this team

Jersey number Tot. Total shooting 6m 6m (line) shooting 9m 9m shooting Wng Wing shooting FB Fastbreak sh. 7m 7m penalty sh.
 Brk. Breakthrough sh. LD Long distance sh. As. Assists PC Pass clear chance E7 Earned 7m pen. TF Technical faults St. Steals
 2m 2m punishments C7. Committed 7m E2 Earned 2m pun. YC. Yellow cards R/B Red/Blue cards Blk. Blocks S Starting Line-up



10th Men's Youth (U19) World Championship

Croatia

Final Round, 7-8. place



Match Team Statistics

Match No. 113

Norway 38 - 35 Faroe Islands

(22 - 19) (16 - 16)

13.8.2023. 12:30

Attendance: 150

Arena Varaždin

Referees: Andjelina Kazanegra (MNE) / Jelena Vujacic (MNE)

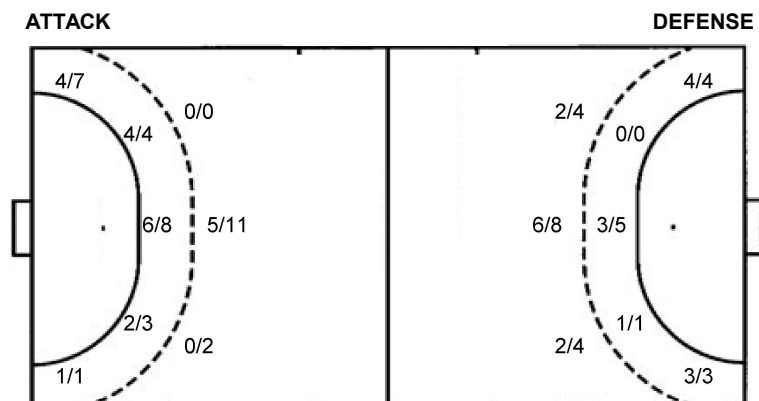
Shot distribution by player

2 T. Johnsson 0/1 1/1	4 S. Nattestad 1/1	9 R. Seyer	10 Ó. Gaard Olsen	20 J. Egholm 1/1 1/1	21 B. Poulsen 0/1 1/1 1 post 1 miss.	32 T. Fridriksson 1/1 1/1
39 R. Ziskason	44 N. Gaard 1/2 1/1 1/1 1 miss.	45 T. Hávardsson 0/1 2/2 1 post	47 I. Vedelsbol 1/1 2/2 1/1 1/1 0/2 2/2	76 H. Hojsted 1/1	78 O. Mittun 1/1 1/1 2/2 2/3 1 miss. 2 block	TOTAL 3/4 6/8 9/10 3/3 1/2 1/3 3/6 3/6 2 post 3 miss. 2 block

Saves distribution goalkeepers

12 L. Joensen 1/2 2/4 2/6 0/1 1/3 4/5 0/3 1/3 1/7	22 A. Lacok 0/1 1/3 0/6 0/1 0/1	TOTAL 1/2 3/7 2/12 0/2 1/5 4/6 0/6 1/8
---	---	---

Shots by position



7m penalties 3/3
Fastbreak 3/4
Breakthrough 7/9
Long dist. 0/0

7m penalties 6/6
Fastbreak 1/2
Breakthrough 9/16
Long dist. 1/1

Shooting statistics

Position	Goals	Sav.	Miss.	Post	Blk.	Total	%
Back (9m)	5	3	2	1	2	13	38
Line (6m)	12	3	0	0	0	15	80
Wing	5	2	1	0	0	8	63
7m penalties	3	0	0	0	0	3	100
Fastbreak	3	1	0	0	0	4	75
Breakthrough	7	1	0	1	0	9	78
Total	35	10	3	2	2	52	67

Jersey number Tot. Total shooting 6m 6m (line) shooting 9m 9m shooting Wng Wing shooting FB Fastbreak sh. 7m 7m penalty sh.
 Brk. Breakthrough sh. LD Long distance sh. As. Assists PC Pass clear chance E7 Earned 7m pen. TF Technical faults St. Steals
 2m 2m punishments C7. Committed 7m E2 Earned 2m pun. YC. Yellow cards R/B Red/Blue cards Blk. Blocks S Starting Line-up



10th Men's Youth (U19) World Championship

Croatia

Final Round, 7-8. place



Match Team Statistics

Match No. 113

Norway 38 - 35 Faroe Islands

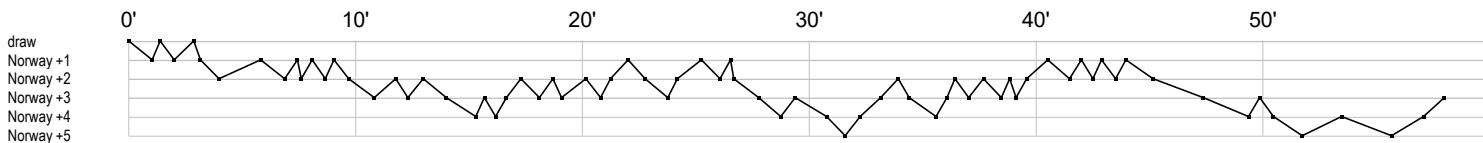
(22 - 19) (16 - 16)

13.8.2023. 12:30

Attendance: 150

Arena Varaždin

Referees: Andjelina Kazanegra (MNE) / Jelena Vujacic (MNE)



Norway

3 Iversen K	g b g c b 2	g	2f
5 Nielsen H		bg	g g
6 Havsgard E	g a g g g a p	g f x g	g t e g p f e f b p
7 Hagenes O		t	
11 Holter J	g g t e i	t b g g	e
12 Reiersen S	r r r r r r r r r s r s s s r r r arr r r r		
13 Lid L	a t g f a f a g f a f g g f a g a		g a t t a t p
16 Syvertsen O	r r r r r r r s r r s r		r r r r r sp r s r s r r s
21 Solost E			
24 Oftedal A			
25 Solheim M	g e p p	gc p t f p f b	f f
26 Tysnes E			
35 Olseth M	g g g g eg g	g f g g bg g	
42 Wallevik K	f c		x g f
95 Haugstvedt D			

Faroe Islands

2 Johnsson T	g f e		
4 Nattestad S		g	
9 Seyer R			
10 Gaard Olsen	f	p	
12 Joensen L	r r r r r s a r s r s t r r r s	s r r r r r r s s r s r r r	r s s s
20 Egholm J	g g		
21 Poulsen B	f a f x ba 2	f p b aa g a c t	p b
22 Lacok A	r r r r s r r r r r r r	r r r r r	r
32 Fridriksson T		e g t g	
39 Ziskason R			
44 Gaard N	f g c g	f g b g c g	f f
45 Hávardsson T	g a a t f a p a a	t f g	a
47 Vedelsbol I	g g a i g g g	xg g g c f f t g t	
76 Hojsted H	c c		g
78 Mittun O	g t g g a f g t g g g a	a f e g a p p f g t a a a g a t f p a p a p g f t	

In game	g Goal scored	f Missed shot	a Assist	t Technical faults	b Steal
2 2min suspension	e Earned 7m	c Committed 7m	y Yellow card	r Red Card	k Blue card
i Earned 2min.	x Block	4 4min suspension	p Pass for clear chance	s Saved shot	r Received goal