



# 10th Men's Youth (U19) World Championship

## Croatia

### Final Round, 25-26. place



Match Team Statistics

Match No. 112

# Georgia 30 - 33 Korea

(18 - 14) (12 - 19)

11.8.2023. 17:30

Attendance: 30

Marino Cvetković Hall

Referees: Khalid Hussein (IRQ) / Fadhil Imran (IRQ)

## Georgia

#	Surname and name	S	Goals / shots									Attack					Def.			Penalties			TP					
			Tot.	%	9m	6m	Wing	7m	FB	Brk.	LD	As.	PC	E7	E2	TF	St.	C7	Blk	YC	2m	R		B				
1	RUKHADZE Gigi	S																									54:56	
2	SHIOSHVILI Aleksandre																											
7	MUKBANIANI Luka	S																									26:51	
8	TARIELADZE Nugzar	S																									29:06	
10	DARSANIA Sandro	S	8/11	73	2/3	3/3		1/2																			58:05	
12	KAMADADZE Temuri																										1:00	
16	PANTSKHAVA Levani		0/2	0			0/2																				7:52	
19	ARESHIDZE Giorgi	S	7/10	70	0/2	0/1																					52:14	
22	GRISHIKASHVILI Giorgi		1/1	100		1/1																					19:05	
23	ABULADZE Anri		0/1	0			0/1																				0:41	
27	KHELISUPALI Vakhtang		6/9	67	0/1		3/5																				52:29	
28	MELIAVA Giga		2/5	40	1/3	0/1																					31:53	
30	SHERVASHIDZE Nikoloz		2/2	100																							12:32	
33	LANCHAVA Luka	S	3/5	60		3/5																					43:14	
39	GURULI Iraklu																										0:02	
71	GRISHIKASHVILI Davit	S	1/2	50	0/1	1/1																					30:00	
	Team / bench																											
	UKUPNO		30/48	63	3/10	8/12	3/8	1/2	2/2	13/14	0/0	12	8	2	4	16	3	3	1	0	6	0	0					

Goalkeepers		Saves / shots									
#	Surname and name	Tot.	%	9m	6m	Wing	7m	FB	Brk.	LD	
1	RUKHADZE Gigi	12/42	29	5/8	1/8	3/7	0/2	0/8	3/9		
12	KAMADADZE Temuri	0/2	0				0/2				
39	GURULI Iraklu										
	TOTAL	12/44	27	5/8	1/8	3/7	0/4	0/8	3/9	0/0	

Coach: **George Gvazava**

Number of attacks: 62, Efficiency: 48%, Average Duration: 31.55 seconds

### Attack by type of defense

	Shots	9m	6m	Wing	TF	E7	E2
On def. 6-0	11/19	2/5	3/6	2/3	5	1	1
On def. 5-1	10/18	1/5	2/3	0/3	8	1	1
On def. 4-2	1/2	0/0	1/1	0/1	0	0	0
On def. 3-3	2/2	0/0	0/0	1/1	1	0	1
On def. press.	3/3	0/0	2/2	0/0	2	0	1
Fastbreak	2/2				0	0	0

### Defense by type

	Total	9m	6m	Wing	Stl.	C7	2m
Def. 6-0	19/36	3/10	6/7	4/8	3	3	0
Fastbreak	8/8				0	0	6

### Defense with superiority / minority / goalkeeper out

	Attack				Reaction		
	Att.	Eff.	Shots	TF	FB	LD	Tot.
7 on 6 (GK out)	1	100%	1/1	0	0/0	0/0	0/0
6 on 6 (GK out)	5	60%	3/4	1	0/0	0/0	0/0
6 on 6	39	56%	22/32	7			
5 on 6	2	100%	2/2	0			
6 on 5 (GK out)	1	0%	0/1	0	0/0	0/0	0/0
6 on 5	11	27%	3/8	3			
5 on 5	1	100%	1/1	0			
5 on 4	2	50%	1/2	0			

Numbers show attacking numbers of opponent. Lower efficiency of opponent means better defense of this team

### Attack with superiority / minority / goalkeeper out

	Attack				Reaction		
	Att.	Eff.	Shots	TF	FB	LD	Tot.
6 on 6 (GK out)	5	60%	3/5	0	0/0	0/0	0/0
6 on 5 (GK out)	2	0%	0/1	1	0/0	1/1	1/1
5 on 5 (GK out)	1	100%	1/1	0	0/0	0/1	0/1
6 on 6	41	44%	18/30	11			
6 on 5	8	75%	6/6	2			
5 on 6	5	40%	2/3	2			

Player superiority / GK out counted at the end of attack (in case it changes during attack)

# Jersey number Tot. Total shooting 6m 6m (line) shooting 9m 9m shooting Wng Wing shooting FB Fastbreak sh. 7m 7m penalty sh.  
 Brk. Breakthrough sh. LD Long distance sh. As. Assists PC Pass clear chance E7 Earned 7m pen. TF Technical faults St. Steals  
 2m 2m punishments C7. Committed 7m E2 Earned 2m pun. YC. Yellow cards R/B Red/Blue cards Blk. Blocks S Starting Line-up



# 10th Men's Youth (U19) World Championship

Croatia

Final Round, 25-26. place



## Match Team Statistics

Match No. 112

## Georgia 30 - 33 Korea

(18 - 14) (12 - 19)

11.8.2023. 17:30

Attendance: 30

Marino Cvetković Hall

Referees: Khalid Hussein (IRQ) / Fadhil Imran (IRQ)

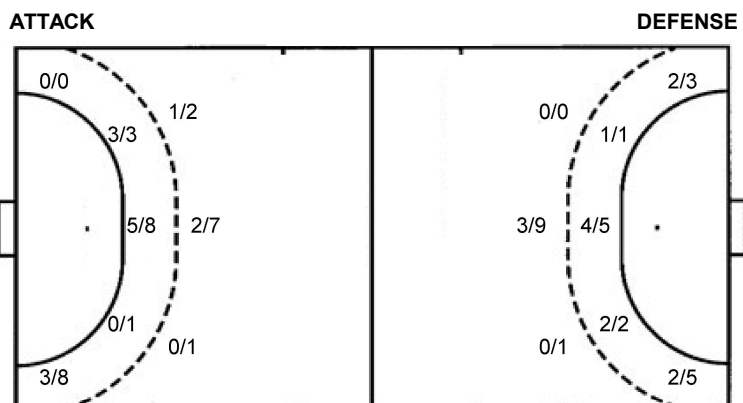
## Shot distribution by player

<b>2 A. Shioshvili</b>	<b>7 L. Mukbariani</b>	<b>8 N. Tarieladze</b>	<b>10 S. Darsania</b>	<b>16 L. Pantskhava</b>	<b>19 G. Areshidze</b>	<b>22 G. Grishikashvili</b>
			2/2 0/1	0/1	1/1 0/1 2/2	1/1
			4/4 1/2 1/1		2/2 2/2	
			1 post	1 post	1 post 1 block	
<b>23 A. Abuladze</b>	<b>27 V. Khelisupali</b>	<b>28 G. Meliava</b>	<b>30 N. Shervashidze</b>	<b>33 L. Lanchava</b>	<b>71 D. Grishikashvili</b>	<b>TOTAL</b>
	1/1 3/4			1/1 0/1 0/1		2/2 2/2 3/4
0/1	0/1	0/1 0/1				3/5 0/5 2/3
	1/1 1/1		2/2	2/2 lob	1 post	9/10 2/3 5/5
	1 miss.	1 miss.				4 post 2 miss. 1 block 2/2 lob

## Saves distribution goalkeepers

<b>1 G. Rukhadze</b>	<b>12 T. Kamadadze</b>	<b>39 I. Guruli</b>	<b>TOTAL</b>
2/4 1/2 0/1			2/4 1/2 0/1
3/5 2/2 1/4			3/5 2/2 1/4
2/8 0/2 1/14	0/1 0/1		2/9 0/2 1/15

## Shots by position



7m penalties	1/2	7m penalties	4/4
Fastbreak	2/2	Fastbreak	8/8
Breakthrough	13/14	Breakthrough	6/12
Long dist.	0/0	Long dist.	1/2

## Shooting statistics

Position	Goals	Sav.	Miss.	Post	Blk.	Total	%
Back (9m)	3	3	1	2	1	10	30
Line (6m)	8	4	0	0	0	12	67
Wing	3	3	1	1	0	8	38
7m penalties	1	0	0	1	0	2	50
Fastbreak	2	0	0	0	0	2	100
Breakthrough	13	1	0	0	0	14	93
<b>Total</b>	<b>30</b>	<b>11</b>	<b>2</b>	<b>4</b>	<b>1</b>	<b>48</b>	<b>63</b>

# Jersey number Tot. Total shooting 6m 6m (line) shooting 9m 9m shooting Wng Wing shooting FB Fastbreak sh. 7m 7m penalty sh.  
 Brk. Breakthrough sh. LD Long distance sh. As. Assists PC Pass clear chance E7 Earned 7m pen. TF Technical faults St. Steals  
 2m 2m punishments C7. Committed 7m E2 Earned 2m pun. YC. Yellow cards R/B Red/Blue cards Blk. Blocks S Starting Line-up



# 10th Men's Youth (U19) World Championship

Croatia

Final Round, 25-26. place



Match Team Statistics

Match No. 112

## Georgia 30 - 33 Korea

(18 - 14) (12 - 19)

11.8.2023. 17:30

Attendance: 30

Marino Cvetković Hall

Referees: Khalid Hussein (IRQ) / Fadhil Imran (IRQ)

### Korea

#	Surname and name	S	Goals / shots									Attack				Def.			Penalties				TP															
			Tot.	%	9m	6m	Wing	7m	FB	Brk.	LD	As.	PC	E7	E2	TF	St.	C7	Blk	YC	2m	R		B														
2	CHA Myunggeun																																					5:51
12	KANG Subin																																					14:24
13	SON Mingi	S	2/3	67					1/2			1/1																										16:44
14	LEE Dohyun	S	4/5	80					2/2			1/1	1/2			1	1																				56:43	
16	KIM Hyeonmin	S														1																					41:55	
17	KIM Hyeonmin	S	6/7	86					6/6																												58:09	
19	CHOI Donghyeok																																					
23	LEE Hohyun		2/3	67	0/1							1/1	1/1																								18:09	
28	KIM Joungou	S																																			11:46	
30	BAE Changhyeon																																					
63	LEE Minjun		8/10	80					1/1																													47:44
73	MOON Jinhyeok		5/10	50	2/4				1/3	1/1		1/1	0/1																								48:07	
75	PARK Seongjun																																					6:37
84	KIM Dohyeon																																					1:51
91	CHOI Jihwan	S	6/13	46	1/5	0/1						4/4	1/3			3	1	1	1	1	1	2	1													58:52		
99	KIM Jaegwon	S	0/1	0					0/1							1																						33:08
	Team / bench																																					
	UKUPNO		33/52	63	3/10	7/8	4/8	4/4	8/8	6/12	1/2	16	5	3	5	11	7	2	1	0	5	0	0															

#	Surname and name	Saves / shots									
		Tot.	%	9m	6m	Wing	7m	FB	Brk.	LD	
12	KANG Subin	5/13	38	2/3	1/4	1/1	0/1			1/4	
16	KIM Hyeonmin	6/28	21	1/3	3/8	2/5			0/2	0/10	
	TOTAL	11/41	27	3/6	4/12	3/6	0/1	0/2	1/14	0/0	

Coach: In Ik Jang

Number of attacks: 62, Efficiency: 53%, Average Duration: 26.47 seconds

### Attack by type of defense

	Shots	9m	6m	Wing	TF	E7	E2
On def. 6-0	19/36	3/10	6/7	4/8	11	3	5
Fastbreak	8/8				0	0	0

### Defense by type

	Total	9m	6m	Wing	Stl.	C7	2m
Def. 6-0	11/19	2/5	3/6	2/3	4	1	0
Def. 5-1	10/18	1/5	2/3	0/3	2	1	0
Def. 4-2	1/2	0/0	1/1	0/1	0	0	0
Def. 3-3	2/2	0/0	0/0	1/1	0	0	0
Def. press.	3/3	0/0	2/2	0/0	1	0	0
Fastbreak	2/2				0	0	5

### Attack with superiority / minority / goalkeeper out

	Attack				Reaction		
	Att.	Eff.	Shots	TF	FB	LD	Tot.
7 on 6 (GK out)	1	100%	1/1	0	0/0	0/0	0/0
6 on 6 (GK out)	5	60%	3/4	1	0/0	0/0	0/0
6 on 6	39	56%	22/32	7			
5 on 6	2	100%	2/2	0			
6 on 5 (GK out)	1	0%	0/1	0	0/0	0/0	0/0
6 on 5	11	27%	3/8	3			
5 on 5	1	100%	1/1	0			
5 on 4	2	50%	1/2	0			

Player superiority / GK out counted at the end of attack (in case it changes during attack)

### Defense with superiority / minority / goalkeeper out

	Attack				Reaction		
	Att.	Eff.	Shots	TF	FB	LD	Tot.
6 on 6 (GK out)	5	60%	3/5	0	0/0	0/0	0/0
6 on 5 (GK out)	2	0%	0/1	1	0/0	1/1	1/1
5 on 5 (GK out)	1	100%	1/1	0	0/0	0/1	0/1
6 on 6	41	44%	18/30	11			
6 on 5	8	75%	6/6	2			
5 on 6	5	40%	2/3	2			

Numbers show attacking numbers of opponent. Lower efficiency of opponent means better defense of this team

# Jersey number Tot. Total shooting 6m 6m (line) shooting 9m 9m shooting Wng Wing shooting FB Fastbreak sh. 7m 7m penalty sh.  
 Brk. Breakthrough sh. LD Long distance sh. As. Assists PC Pass clear chance E7 Earned 7m pen. TF Technical faults St. Steals  
 2m 2m punishments C7. Committed 7m E2 Earned 2m pun. YC. Yellow cards R/B Red/Blue cards Blk. Blocks S Starting Line-up



# 10th Men's Youth (U19) World Championship

Croatia

Final Round, 25-26. place



## Match Team Statistics

Match No. 112

## Georgia 30 - 33 Korea

(18 - 14) (12 - 19)

11.8.2023. 17:30

Attendance: 30

Marino Cvetković Hall

Referees: Khalid Hussein (IRQ) / Fadhil Imran (IRQ)

### Shot distribution by player

<b>2 M. Cha</b>	<b>13 M. Son</b>	<b>14 D. Lee</b>	<b>17 H. Kim</b>	<b>19 D. Choe</b>	<b>23 H. Lee</b>	<b>28 J. Kim</b>
	0/1	1/1	1/1		1/1	
	2/2	2/2	1/1 4/4		1/1	
		1 miss.	1 block		1 miss.	
<b>30 C. Bae</b>	<b>63 M. Lee</b>	<b>73 J. Moon</b>	<b>75 S. Park</b>	<b>84 D. Kim</b>	<b>91 J. Choi</b>	<b>99 J. Kim</b>
		2/4 1/1			0/1	
	2/3 1/1	0/1			0/1	0/1
	2/2 3/3	1/1 1/1			3/5 3/4	
	1 post	2 post			1 miss.	

### TOTAL

2/4	1/2	1/1
2/5	1/3	3/4
7/9	2/2	14/15

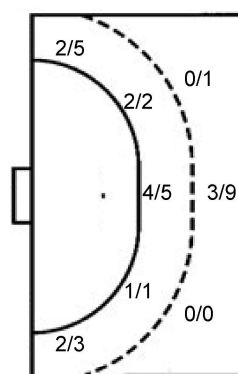
3 post 3 miss. 1 block

### Saves distribution goalkeepers

<b>12 S. Kang</b>	<b>16 H. Kim</b>	<b>TOTAL</b>
0/1 0/1	0/2 0/1 1/3	0/2 0/2 1/4
0/3 3/3 0/1	2/2 2/2 1/2	2/5 5/5 1/3
1/2 1/1	0/8 0/2 0/5	1/10 1/3 0/5

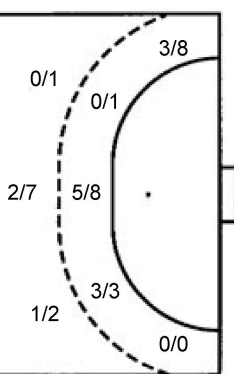
### Shots by position

#### ATTACK



7m penalties 4/4  
 Fastbreak 8/8  
 Breakthrough 6/12  
 Long dist. 1/2

#### DEFENSE



7m penalties 1/2  
 Fastbreak 2/2  
 Breakthrough 13/14  
 Long dist. 0/0

### Shooting statistics

Position	Goals	Sav.	Miss.	Post	Blk.	Total	%
Back (9m)	3	5	2	0	0	10	30
Line (6m)	7	1	0	0	0	8	88
Wing	4	3	0	1	0	8	50
7m penalties	4	0	0	0	0	4	100
Fastbreak	8	0	0	0	0	8	100
Breakthrough	6	3	1	2	0	12	50
<b>Total</b>	<b>32</b>	<b>12</b>	<b>3</b>	<b>3</b>	<b>0</b>	<b>50</b>	<b>64</b>

# Jersey number Tot. Total shooting 6m 6m (line) shooting 9m 9m shooting Wng Wing shooting FB Fastbreak sh. 7m 7m penalty sh.  
 Brk. Breakthrough sh. LD Long distance sh. As. Assists PC Pass clear chance E7 Earned 7m pen. TF Technical faults St. Steals  
 2m 2m punishments C7. Committed 7m E2 Earned 2m pun. YC. Yellow cards R/B Red/Blue cards Blk. Blocks S Starting Line-up

Handball statistics and livescore by Toma-soft ltd (www.toma-soft.hr)



# 10th Men's Youth (U19) World Championship

## Croatia

### Final Round, 25-26. place



### Match Team Statistics

Match No. 112

## Georgia 30 - 33 Korea

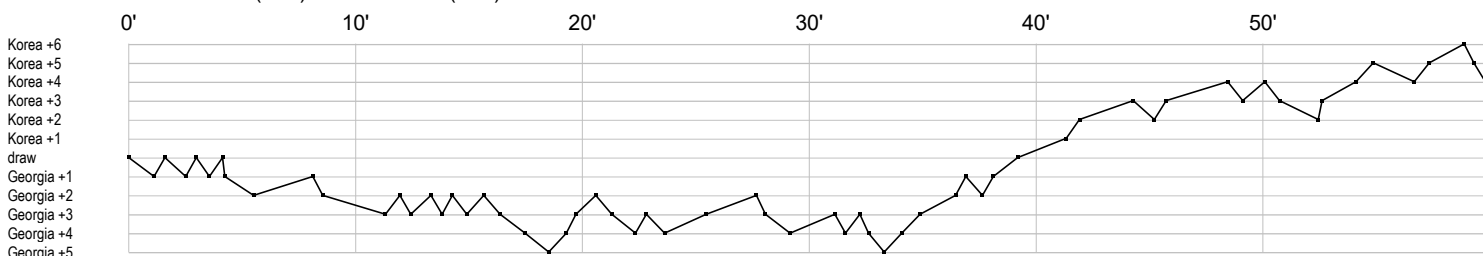
(18 - 14) (12 - 19)

11.8.2023. 17:30

Attendance: 30

Marino Cvetković Hall

Referees: Khalid Hussein (IRQ) / Fadhil Imran (IRQ)



### Georgia

1 Rukhadze G	r r r r s s	r	s r r r r r s	r r r s r	r	r s s s	s r r r r r r	r r r s r r s r	r r r
2 Shioshvili A									
7 Mukbaniani L									
8 Tarieladze N						2	i t	t	
10 Darsania S	g g g	t	i	a g	g g	f a	t	g p p f t g e f c	2 2
12 Kamadadze T							r		r
16 Pantskhava L								f f c	
19 Areshidze G	a a	g t g t	f a		g i	p g t g	f f a t	p g a g	
22 Grishikashvili			g						
23 Abuladze A					f				
27 Khelisupali V	g		g g g	f		g f	f	t	g
28 Meliava G			a g p t p	f p		t g p			f f t
30 Shervashidze			a a	e					a g b
33 Lanchava L	i	2	b	g	2	f x	t f	g	g
39 Guruli I									
71 Grishikashvili	a g					2	c	f t	

### Korea

2 Cha M									t											
12 Kang S						r r sr	r r r s s s r	r s												
13 Son M	g	f																		gi
14 Lee D							g g				p t a g g	f								
16 Kim H	r r r r r	r	r r r r r								s r r r s	r s	s s r	r r r r s r	arr					
17 Kim H	g i	g	g					i	2		f t g a g	e	e		ig					
19 Choe D																				
23 Lee H						f abg	g c													
28 Kim J						b	2													
30 Bae C																				
36 Lee M	a										g t	p p g b g a g	a f	g g b f	g g p a					
73 Moon J	f	g a	g t f a t								t a t f	2			g	a g f g				
75 Park S																				
84 Kim D																				
91 Choi J			p f			bg a a f	g f	g	i f	g	2			g g c f	e t f	ba	f			
99 Kim J	2		t									f	x			a				

In game	g Goal scored	f Missed shot	a Assist	t Technical faults	b Steal
2 2min suspension	e Earned 7m	c Committed 7m	y Yellow card	r Red Card	k Blue card
i Earned 2min.	x Block	4 4min suspension	p Pass for clear chance	s Saved shot	r Received goal