



10th Men's Youth (U19) World Championship

Croatia

Final Round, 29-30. place



Match Team Statistics

Mexico 21 - 37 Bahrain

11.8.2023. 12:30

Match No. 110

(14 - 18) (7 - 19)

Attendance: 50

Marino Cvetković Hall

Referees: Eunha Lee (KOR) / Gaeul Lee (KOR)

Mexico

#	Surname and name	S	Goals / shots									Attack					Def.			Penalties				TP			
			Tot.	%	9m	6m	Wing	7m	FB	Brk.	LD	As.	PC	E7	E2	TF	St.	C7	Blk	YC	2m	R	B				
2	VALDEZ GUTIERREZ Manuel Omar																										
3	MORALES David Ernesto	S	1/3	33				1/2		0/1																	30:09
5	SANDOVAL MORENO Efen Aaron														1											12:23	
6	VILLA DUARTE Manuel Alejandro		0/1	0		0/1																				3:47	
7	MOLINA TEJEDA Christian Alejandro														1											18:58	
8	FLORES WOOLFOLK José Alfonso	S	1/6	17	0/1	0/1				0/1	0/2	1/1			1											48:42	
9	TOVAR ONTIVEROS Daylan Martin		3/5	60				3/5						1		1										23:07	
10	NAVARRO GONZALEZ Brian Osvaldo	S	5/7	71	0/2			2/2						2	5											42:58	
11	SOTO LOPEZ Francisco Jaime	S	2/5	40	0/1	1/1				0/2	1/1			1	1											23:45	
16	FAJARDO LAUREANO David Alejandro	S																								37:50	
18	CHAVEZ MORENO Santiago		1/3	33	1/2	0/1									1											21:34	
19	FERNANDEZ Bruno		2/4	50		1/2				1/1	0/1						1	3	1	1						30:53	
20	GARCIA REYES Yahir De Jesus	S	5/7	71		0/1			1/1		4/5			2	2											49:42	
22	SOTO GARCIA Jose Armando		0/4	0		0/1	0/2				0/1															15:27	
28	ANGUIANO LOPEZ Juan Humberto	S	1/2	50	0/1						1/1			2												39:09	
35	SANTANA GAMEZ Marcos Antonio		0/1	0	0/1										2											21:36	
Team / bench																											
UKUPNO			21/48	44	1/8	2/8	6/11	1/1	1/5	9/14	1/1	8	13	1	1	29	8	3	0	0	4	0	0				

#	Surname and name	Saves / shots								
		Tot.	%	9m	6m	Wing	7m	FB	Brk.	LD
7	MOLINA TEJEDA Christian Alejandro	7/22	32	2/4	0/4	1/1		1/6	3/7	
16	FAJARDO LAUREANO David Alejandro	8/30	27	2/3	0/6	4/10	1/3	0/5	1/3	
TOTAL		15/52	29	4/7	0/10	5/11	1/3	1/11	4/10	0/0

Coach: Adrian Romero Sanchez

Number of attacks: 74, Efficiency: 28%, Average Duration: 24.57 seconds

Attack by type of defense

	Shots	9m	6m	Wing	TF	E7	E2
On def. 6-0	15/35	1/8	0/4	6/11	28	1	1
On def. 5-1	2/4	0/0	1/2	0/0	1	0	0
Fastbreak	1/5				0	0	0

Defense by type

	Total	9m	6m	Wing	Stl.	C7	2m
Def. 6-0	1/4	0/0	0/0	0/3	0	0	0
Def. 5-1	14/28	2/7	3/3	5/9	6	3	0
Def. 3-2-1	6/7	1/1	3/3	1/1	2	0	0
Fastbreak	10/12				0	0	4

Attack with superiority / minority / goalkeeper out

	Attack				Reaction		
	Att.	Eff.	Shots	TF	FB	LD	Tot.
7 on 6 (GK out)	1	0%	0/1	0	0/0	0/1	0/1
6 on 6 (GK out)	6	33%	2/4	2	0/0	0/1	0/1
6 on 6	64	27%	17/38	26			
6 on 5	2	100%	2/2	0			
5 on 6	1	0%	0/0	1			

Player superiority / GK out counted at the end of attack (in case it changes during attack)

Defense with superiority / minority / goalkeeper out

	Attack				Reaction		
	Att.	Eff.	Shots	TF	FB	LD	Tot.
6 on 6 (GK out)	1	0%	0/0	1	0/0	0/0	0/0
6 on 6	63	51%	32/47	16			
5 on 6	1	0%	0/1	0			
6 on 5	9	56%	5/7	2			

Numbers show attacking numbers of opponent. Lower efficiency of opponent means better defense of this team

Jersey number Tot. Total shooting 6m 6m (line) shooting 9m 9m shooting Wng Wing shooting FB Fastbreak sh. 7m 7m penalty sh.
 Brk. Breakthrough sh. LD Long distance sh. As. Assists PC Pass clear chance E7 Earned 7m pen. TF Technical faults St. Steals
 2m 2m punishments C7. Committed 7m E2 Earned 2m pun. YC. Yellow cards R/B Red/Blue cards Blk. Blocks S Starting Line-up



10th Men's Youth (U19) World Championship

Croatia

Final Round, 29-30. place



Match Team Statistics

Match No. 110

Mexico 21 - 37 Bahrain

(14 - 18) (7 - 19)

11.8.2023. 12:30

Attendance: 50

Marino Cvetković Hall

Referees: Eunha Lee (KOR) / Gaeul Lee (KOR)

Shot distribution by player

2 M. Valdez Gutierrez

3 D. Morales

	1/2	
		0/1

5 E. Sandoval Moreno

6 M. Villa Duarte

1 post

8 J. Flores Woolfolk

	1/1	
	0/3	0/1

1 post

9 D. Tovar Ontiveros

		1/1
1/1		0/1

1 post 1/1 lob

10 B. Navarro Gonzalez

2/3		1/1
1/1		

1 block 1/1 lob

11 F. Soto Lopez

1/1	0/1	
1/1		0/1

1 miss.

18 S. Chavez Moreno

1/1		
	0/1	

1 miss.

19 B. Fernandez

		1/1
		1/1

1 post 1 miss.

20 Y. Garcia Reyes

		1/2
1/2		2/2

1/1 lob

22 J. Soto Garcia

0/1		0/1

2 post

28 J. Anguiano Lopez

1/1		
		0/1

35 M. Santana Gamez

		0/1

TOTAL

	1/2	2/3
6/8	1/2	3/7
3/4	0/4	2/5

6 post 3 miss. 1 block 3/3 lob

Saves distribution goalkeepers

7 C. Molina Tejeda

1/4	0/1	0/1
1/4	3/3	0/4
	1/3	1/1

16 D. Fajardo Laureano

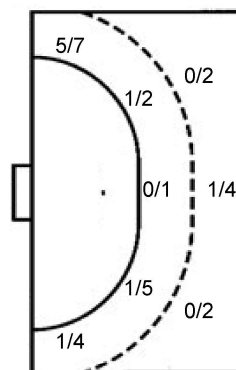
1/3	0/1	1/3
1/4	1/1	2/4
1/5		1/6

TOTAL

2/7	0/2	1/4
2/8	4/4	2/8
1/5	1/3	2/7

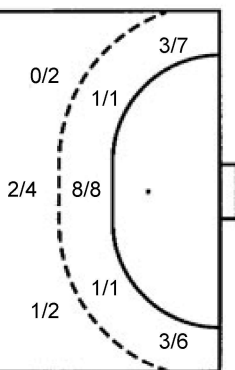
Shots by position

ATTACK



7m penalties	1/1
Fastbreak	1/5
Breakthrough	9/14
Long dist.	1/1

DEFENSE



7m penalties	2/3
Fastbreak	10/12
Breakthrough	6/12
Long dist.	0/2

Shooting statistics

Position	Goals	Sav.	Miss.	Post	Blk.	Total	%
Back (9m)	1	5	0	1	1	8	13
Line (6m)	2	3	1	2	0	8	25
Wing	6	3	0	2	0	11	55
7m penalties	1	0	0	0	0	1	100
Fastbreak	1	3	1	0	0	5	20
Breakthrough	9	3	1	1	0	14	64
Total	20	17	3	6	1	47	43

Jersey number Tot. Total shooting 6m 6m (line) shooting 9m 9m shooting Wng Wing shooting FB Fastbreak sh. 7m 7m penalty sh.
 Brk. Breakthrough sh. LD Long distance sh. As. Assists PC Pass clear chance E7 Earned 7m pen. TF Technical faults St. Steals
 2m 2m punishments C7. Committed 7m E2 Earned 2m pun. YC. Yellow cards R/B Red/Blue cards Blk. Blocks S Starting Line-up

Handball statistics and livescore by Toma-soft ltd (www.toma-soft.hr)



10th Men's Youth (U19) World Championship

Croatia

Final Round, 29-30. place



Match Team Statistics

Match No. 110

Mexico 21 - 37 Bahrain

(14 - 18) (7 - 19)

11.8.2023. 12:30

Attendance: 50

Marino Cvetković Hall

Referees: Eunha Lee (KOR) / Gaeul Lee (KOR)

Bahrain

#	Surname and name	S	Goals / shots							Attack				Def.			Penalties			TP								
			Tot.	%	9m	6m	Wing	7m	FB	Brk.	LD	As.	PC	E7	E2	TF	St.	C7	Blk		YC	2m	R	B				
3	ABDULLA Shuaib		1/1	100						1/1					1					2	1							12:44
6	ALMAHAFDA Sayed Husain		1/1	100					1/1																			11:43
7	FARSAN Jaffar	S	3/6	50	1/2	1/1			1/1	0/1	0/1	5	3			1	2		1									52:40
10	MOHAMED Abdulla	S	2/4	50	0/1					2/3		6	1			1	1											37:02
11	KADHEM Ali		1/3	33	1/2				0/1				1						1									9:34
13	ALSHOWAIKH Salman	S	9/14	64	0/1	3/3	3/6		3/4			1				1			4									48:17
15	ALMARZOOQ Mohamed	S	3/5	60		1/1	1/3		1/1			1				1	3	1										30:39
21	ALZOWAYED Talal											1				1												30:00
23	ALI Mohamed	S	3/4	75				2/3	1/1			2	2				3	2										45:34
29	MOHAMED Ali		4/5	80		2/2			1/1	1/2			1	1			3	1						1				33:08
72	ALI Elias		1/3	33	1/1					0/2																		14:10
77	FARDAN Ahmed		2/4	50	0/1					2/3			1	1														8:37
78	ALI Abbas																											1:22
87	ALMADANI Ali	S	0/1	0						0/1																		28:54
89	ALFALAH I Sayed Mahmood	S	1/1	100		1/1						3	1				1											28:31
91	ALMUSAWI Nooh		6/8	75		2/2	2/4		2/2			1		1	1	4	1											27:05
	Team / bench																											
	UKUPNO		37/60	62	3/8	10/10	6/13	2/3	10/12	6/12	0/2	21	10	3	3	19	15	1	1	0	1	0	0					

#	Surname and name	Saves / shots								
		Tot.	%	9m	6m	Wing	7m	FB	Brk.	LD
21	ALZOWAYED Talal	10/17	59	3/4	1/2	1/1		3/4	2/6	
87	ALMADANI Ali	7/20	35	2/2	2/3	2/8	0/1		1/6	
	TOTAL	17/37	46	5/6	3/5	3/9	0/1	4/4	3/12	0/0

Coach: Maksim Akbachev

Number of attacks: 74, Efficiency: 50%, Average Duration: 24.08 seconds

Attack by type of defense

	Shots	9m	6m	Wing	TF	E7	E2
On def. 6-0	1/4	0/0	0/0	0/3	0	0	0
On def. 5-1	14/28	2/7	3/3	5/9	15	3	3
On def. 3-2-1	6/7	1/1	3/3	1/1	4	0	0
Fastbreak	10/12				0	0	0

Defense by type

	Total	9m	6m	Wing	Stl.	C7	2m
Def. 6-0	15/35	1/8	0/4	6/11	14	1	0
Def. 5-1	2/4	0/0	1/2	0/0	1	0	0
Fastbreak	1/5				0	0	1

Attack with superiority / minority / goalkeeper out

	Attack				Reaction		
	Att.	Eff.	Shots	TF	FB	LD	Tot.
6 on 6 (GK out)	1	0%	0/0	1	0/0	0/0	0/0
6 on 6	63	51%	32/47	16			
5 on 6	1	0%	0/1	0			
6 on 5	9	56%	5/7	2			

Player superiority / GK out counted at the end of attack (in case it changes during attack)

Defense with superiority / minority / goalkeeper out

	Attack				Reaction		
	Att.	Eff.	Shots	TF	FB	LD	Tot.
7 on 6 (GK out)	1	0%	0/1	0	0/0	0/1	0/1
6 on 6 (GK out)	6	33%	2/4	2	0/0	0/1	0/1
6 on 6	64	27%	17/38	26			
6 on 5	2	100%	2/2	0			
5 on 6	1	0%	0/0	1			

Numbers show attacking numbers of opponent. Lower efficiency of opponent means better defense of this team

Jersey number Tot. Total shooting 6m 6m (line) shooting 9m 9m shooting Wng Wing shooting FB Fastbreak sh. 7m 7m penalty sh.
 Brk. Breakthrough sh. LD Long distance sh. As. Assists PC Pass clear chance E7 Earned 7m pen. TF Technical faults St. Steals
 2m 2m punishments C7. Committed 7m E2 Earned 2m pun. YC. Yellow cards R/B Red/Blue cards Blk. Blocks S Starting Line-up



10th Men's Youth (U19) World Championship

Croatia

Final Round, 29-30. place



Match Team Statistics

Match No. 110

Mexico 21 - 37 Bahrain

(14 - 18) (7 - 19)

11.8.2023. 12:30

Attendance: 50

Marino Cvetković Hall

Referees: Eunha Lee (KOR) / Gaeul Lee (KOR)

Shot distribution by player

3 S. Abdulla

1/1		

6 S. Almahafda

1/1		

7 J. Farsan

1/1		0/1
	0/1	1/1
1/1		

1 miss.

10 A. Mohamed

1/1		
		1/1

1 post 1 miss.

11 A. Kadhem

1/2		
	0/1	

13 S. Alshowaikh

1/1		
2/3	0/1	2/2
1/1		2/3

2 miss. 1/1 lob

15 M. Almarzooq

0/1		
1/1		0/1
1/1		

1/1 lob

23 M. Ali

		1/1
0/1		2/2

29 A. Mohamed

1/1	1/1	
	0/1	
	1/1	

1/1 lob

72 E. Ali

		1/1
	0/1	

1 post

77 A. Fardan

1/2		1/1
		0/1

78 A. Ali

89 S. Alfalahi

	1/1	

91 N. Almusawi

		1/1
		2/3
1/1	1/1	

1 post 1/1 lob

TOTAL

5/7	2/2	3/4
6/8	0/4	6/8
4/5	2/3	5/7

3 post 4 miss. 4/4 lob

Saves distribution goalkeepers

21 T. Alzowayed

		1/2
0/2	1/1	2/4
1/2	4/4	1/1

87 A. Almadani

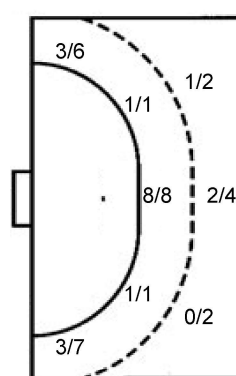
	1/2	0/1
2/6		2/3
0/2		2/4

TOTAL

	1/2	1/3
2/8	1/1	4/7
1/4	4/4	3/5

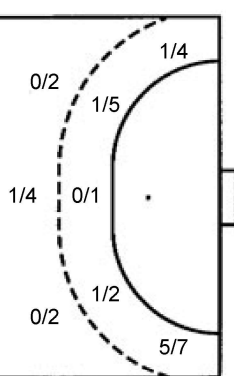
Shots by position

ATTACK



7m penalties 2/3
Fastbreak 10/12
Breakthrough 6/12
Long dist. 0/2

DEFENSE



7m penalties 1/1
Fastbreak 1/5
Breakthrough 9/14
Long dist. 1/1

Shooting statistics

Position	Goals	Sav.	Miss.	Post	Blk.	Total	%
Back (9m)	3	4	1	0	0	8	38
Line (6m)	10	0	0	0	0	10	100
Wing	6	5	1	1	0	13	46
7m penalties	2	1	0	0	0	3	67
Fastbreak	10	1	1	0	0	12	83
Breakthrough	6	4	0	2	0	12	50
Total	37	15	3	3	0	58	64

Jersey number Tot. Total shooting 6m 6m (line) shooting 9m 9m shooting Wng Wing shooting FB Fastbreak sh. 7m 7m penalty sh.
Brk. Breakthrough sh. LD Long distance sh. As. Assists PC Pass clear chance E7 Earned 7m pen. TF Technical faults St. Steals
2m 2m punishments C7. Committed 7m E2 Earned 2m pun. YC. Yellow cards R/B Red/Blue cards Blk. Blocks S Starting Line-up

Handball statistics and livescore by Toma-soft ltd (www.toma-soft.hr)

