



10th Men's Youth (U19) World Championship

Croatia

Final Round, 17-18. place



Match Team Statistics

Match No. 108

Morocco 20 - 47 Sweden

(12 - 26) (8 - 21)

11.8.2023. 20:00

Attendance: 40

Center Zamet

Referees: Raymel Reyes (CUB) / Alexys Zuniga (CUB)

Morocco

#	Surname and name	S	Goals / shots								Attack				Def.			Penalties			TP			
			Tot.	%	9m	6m	Wing	7m	FB	Brk.	LD	As.	PC	E7	E2	TF	St.	C7	Blk	YC		2m	R	B
1	HAKAOUI Oussama	S																						11:42
2	ABDELLAOUI Ayoub		1/2	50	1/2								1											19:17
3	FADDAL Adam	S	1/5	20	1/5									4										43:49
6	NAZI Mohamed		0/1	0	0/1									3		1								13:06
7	MANSOURI Lbachir	S	4/8	50	2/5	1/1	0/1	1/1						6										34:07
10	OUAFAIK Hamza	S	0/2	0	0/1					0/1			3	1	1					1				23:35
14	IHIRI Abderrahim		2/2	100	2/2								1			1								23:21
16	JBARI Akram																							30:02
19	RAZGUI Abdellah	S	8/15	53	6/13				2/2			3	3	1	4	1								55:17
33	ZIYAD Hmoune		1/2	50					1/2			1		1										37:09
66	ILYASSE Ouahib	S	3/6	50	0/2	1/2			2/2			1		3	1									49:01
71	SAA Amjad		0/3	0	0/3									1		1				1				28:06
94	BILGHOUL Amine	S	0/2	0	0/1	0/1										1								23:57
95	EL MOUADAR Jalil																							15:00
99	MARSAQ Omar		0/3	0	0/1	0/2								1										12:27
	Team / bench																							
	UKUPNO		20/51	39	10/30	3/7	1/6	0/0	1/1	5/7	0/0	5	8	0	3	24	4	2	0	0	2	0	0	

#	Surname and name	Saves / shots								
		Tot.	%	9m	6m	Wing	7m	FB	Brk.	LD
1	HAKAOUI Oussama	0/12	0	0/3	0/1	0/3	0/1	0/1	0/3	
16	JBARI Akram	3/22	14	1/4	0/7	1/3	0/1	0/4	1/3	
95	EL MOUADAR Jalil	0/16	0	0/2	0/1	0/4		0/5	0/4	
	TOTAL	3/50	6	1/9	0/9	1/10	0/2	0/10	1/10	0/0

Coach: **Abdelmajid Zaouli**

Number of attacks: 68, Efficiency: 29%, Average Duration: 33.60 seconds

Attack by type of defense

	Shots	9m	6m	Wing	TF	E7	E2
On def. 6-0	19/50	10/30	3/7	1/6	24	0	3
Fastbreak	1/1				0	0	0

Defense by type

	Total	9m	6m	Wing	Stl.	C7	2m
Def. 6-0	12/15	4/4	2/2	4/6	4	1	0
Def. 5-1	23/28	4/6	7/7	5/6	0	1	0
Fastbreak	10/10				0	0	2

Attack with superiority / minority / goalkeeper out

	Attack				Reaction		
	Att.	Eff.	Shots	TF	FB	LD	Tot.
7 on 6 (GK out)	5	40%	2/4	1	0/0	0/1	0/1
6 on 6 (GK out)	3	0%	0/3	0	0/0	0/0	0/0
6 on 6	54	31%	17/32	22			
6 on 5	4	25%	1/3	1			
6 on 4	2	0%	0/2	0			

Player superiority / GK out counted at the end of attack (in case it changes during attack)

Defense with superiority / minority / goalkeeper out

	Attack				Reaction		
	Att.	Eff.	Shots	TF	FB	LD	Tot.
7 on 6 (GK out)	1	100%	1/1	0	0/0	0/0	0/0
6 on 6 (GK out)	3	33%	1/2	1	0/0	0/0	0/0
5 on 6 (GK out)	1	100%	1/1	0	0/0	0/0	0/0
6 on 6	58	69%	40/48	10			
5 on 6	1	100%	1/1	0			
6 on 5	4	75%	3/3	1			

Numbers show attacking numbers of opponent. Lower efficiency of opponent means better defense of this team

Jersey number Tot. Total shooting 6m 6m (line) shooting 9m 9m shooting Wng Wing shooting FB Fastbreak sh. 7m 7m penalty sh.
 Brk. Breakthrough sh. LD Long distance sh. As. Assists PC Pass clear chance E7 Earned 7m pen. TF Technical faults St. Steals
 2m 2m punishments C7. Committed 7m E2 Earned 2m pun. YC. Yellow cards R/B Red/Blue cards Blk. Blocks S Starting Line-up



10th Men's Youth (U19) World Championship

Croatia

Final Round, 17-18. place



Match Team Statistics

Match No. 108

Morocco 20 - 47 Sweden

(12 - 26) (8 - 21)

11.8.2023. 20:00

Attendance: 40

Center Zamet

Referees: Raymel Reyes (CUB) / Alexys Zuniga (CUB)

Shot distribution by player

2 A. Abdellaoui

0/1		1/1

3 A. Faddal

1/1		0/1
		0/1
0/1		0/1

6 M. Nazi

1 post

7 L. Mansouri

1/1		1/1
1/1	0/2	1/2

1 post

10 H. Ouafik

		0/1

1 block

14 A. Ihiri

1/1		
		1/1

19 A. Razgui

		2/3
0/1		1/1
	3/5	2/2

1 post 1 miss. 1 block

33 H. Ziyad

1/1	0/1	

66 O. Ilyasse

		1/2
		1/1
1/1		

2 block

71 A. Saa

0/1		0/1

1 post

94 A. Bilghoul

0/1		
	0/1	

99 O. Marsaq

0/1		
0/1		

1 block

TOTAL

3/3		4/8
0/4		2/4
3/6	3/9	5/7

4 post 1 miss. 5 block

Saves distribution goalkeepers

1 O. Hakaoui

0/2		0/3
0/4	0/1	0/2

16 A. Jbari

0/4		0/4
	1/1	1/3
0/2	1/2	0/6

95 J. El Mouadar

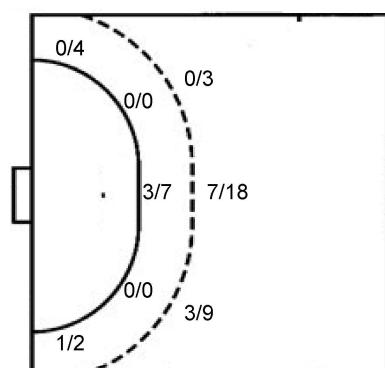
0/4		0/4
0/1		0/1
0/1		0/5

TOTAL

0/10		0/11
0/1	1/1	1/4
0/7	1/3	0/13

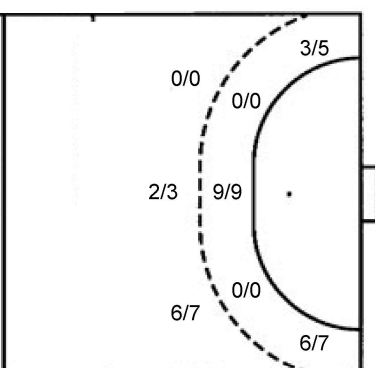
Shots by position

ATTACK



7m penalties 0/0
Fastbreak 1/1
Breakthrough 5/7
Long dist. 0/0

DEFENSE



7m penalties 2/2
Fastbreak 10/10
Breakthrough 9/12
Long dist. 0/1

Shooting statistics

Position	Goals	Sav.	Miss.	Post	Blk.	Total	%
Back (9m)	10	12	1	2	5	30	33
Line (6m)	3	3	0	1	0	7	43
Wing	1	4	0	1	0	6	17
7m penalties	0	0	0	0	0	0	0
Fastbreak	1	0	0	0	0	1	100
Breakthrough	5	2	0	0	0	7	71
Total	20	21	1	4	5	51	39

Jersey number Tot. Total shooting 6m 6m (line) shooting 9m 9m shooting Wng Wing shooting FB Fastbreak sh. 7m 7m penalty sh.
Brk. Breakthrough sh. LD Long distance sh. As. Assists PC Pass clear chance E7 Earned 7m pen. TF Technical faults St. Steals
2m 2m punishments C7. Committed 7m E2 Earned 2m pun. YC. Yellow cards R/B Red/Blue cards Blk. Blocks S Starting Line-up

Handball statistics and livescore by Toma-soft ltd (www.toma-soft.hr)



10th Men's Youth (U19) World Championship

Croatia

Final Round, 17-18. place



Match Team Statistics

Match No. 108

Morocco 20 - 47 Sweden

(12 - 26) (8 - 21)

11.8.2023. 20:00

Attendance: 40

Center Zamet

Referees: Raymel Reyes (CUB) / Alexys Zuniga (CUB)

Sweden

#	Surname and name	S	Goals / shots									Attack				Def.			Penalties				TP							
			Tot.	%	9m	6m	Wing	7m	FB	Brk.	LD	As.	PC	E7	E2	TF	St.	C7	Blk	YC	2m	R		B						
1	HOLMBERG SCHATZL Emil	S													4															53:05
4	GUSTAVSSON Linus	S	5/6	83	2/2	1/1									4					1	1									31:58
6	HÄGGLUND JUNLER Albin		2/2	100																1	1									26:07
7	MANSSON Axel	S	5/5	100	3/3				2/2						7	2				2	1									33:33
8	SUNDEWALL Love	S	3/6	50				3/5								1					1									36:02
9	DOUGLAS ANDERSSON Emil	S	2/3	67	2/3										5						1			1						18:08
10	LENZI Rasmus	S	4/5	80			2/3			1/1	1/1										1									12:26
11	LUNDSTAD Elias		10/11	91	0/1	1/1	4/4			4/4	1/1				2						2							1		46:49
12	NORÉN Arvid																													5:10
13	HASANIC HOLMGREN Isak		3/5	60	1/1						2/4				3						3	2								25:26
14	BIEL NILSEN Isaac		1/1	100							1/1				1								1				1			29:13
16	SKOOG Arvid																													
17	SVANTESSON Adam		1/1	100						1/1					2						1									23:58
19	ULIANA STARCK Theodor	S	4/4	100		3/3				1/1						2	1											3		35:29
20	BJÖRKMAN Marcus		7/7	100		4/4				3/3											1							1		28:07
32	LARSSON Arvid														1	2					1							1		14:25
	Team / bench																													
	UKUPNO		47/56	84	8/10	9/9	9/12	2/2	10/10	9/12	0/1				29	5	2	1	12		9	0	6	0	3	0	0			

#	Surname and name	Saves / shots								
		Tot.	%	9m	6m	Wing	7m	FB	Brk.	LD
1	HOLMBERG SCHATZL Emil	19/38	50	11/20	3/6	4/5		0/1	1/6	
12	NORÉN Arvid	2/3	67	1/2					1/1	
16	SKOOG Arvid									
	TOTAL	21/41	51	12/22	3/6	4/5	0/0	0/1	2/7	0/0

Coach: Björn Säterström

Number of attacks: 68, Efficiency: 69%, Average Duration: 19.09 seconds

Attack by type of defense

	Shots	9m	6m	Wing	TF	E7	E2
On def. 6-0	12/15	4/4	2/2	4/6	7	1	0
On def. 5-1	23/28	4/6	7/7	5/6	5	1	1
Fastbreak	10/10				0	0	0

Defense by type

	Total	9m	6m	Wing	Stl.	C7	2m
Def. 6-0	19/50	10/30	3/7	1/6	9	0	0
Fastbreak	1/1				0	0	3

Attack with superiority / minority / goalkeeper out

	Attack				Reaction		
	Att.	Eff.	Shots	TF	FB	LD	Tot.
7 on 6 (GK out)	1	100%	1/1	0	0/0	0/0	0/0
6 on 6 (GK out)	3	33%	1/2	1	0/0	0/0	0/0
5 on 6 (GK out)	1	100%	1/1	0	0/0	0/0	0/0
6 on 6	58	69%	40/48	10			
5 on 6	1	100%	1/1	0			
6 on 5	4	75%	3/3	1			

Player superiority / GK out counted at the end of attack (in case it changes during attack)

Defense with superiority / minority / goalkeeper out

	Attack				Reaction		
	Att.	Eff.	Shots	TF	FB	LD	Tot.
7 on 6 (GK out)	5	40%	2/4	1	0/0	0/1	0/1
6 on 6 (GK out)	3	0%	0/3	0	0/0	0/0	0/0
6 on 6	54	31%	17/32	22			
6 on 5	4	25%	1/3	1			
6 on 4	2	0%	0/2	0			

Numbers show attacking numbers of opponent. Lower efficiency of opponent means better defense of this team

Jersey number Tot. Total shooting 6m 6m (line) shooting 9m 9m shooting Wng Wing shooting FB Fastbreak sh. 7m 7m penalty sh.
 Brk. Breakthrough sh. LD Long distance sh. As. Assists PC Pass clear chance E7 Earned 7m pen. TF Technical faults St. Steals
 2m 2m punishments C7. Committed 7m E2 Earned 2m pun. YC. Yellow cards R/B Red/Blue cards Blk. Blocks S Starting Line-up



10th Men's Youth (U19) World Championship

Croatia

Final Round, 17-18. place



Match Team Statistics

Match No. 108

Morocco 20 - 47 Sweden

(12 - 26) (8 - 21)

11.8.2023. 20:00

Attendance: 40

Center Zamet

Referees: Raymel Reyes (CUB) / Alexys Zuniga (CUB)

Shot distribution by player

4 L. Gustavsson

2/2		1/1
1/1		
		1/1

1 miss.

6 A. Hägglund Junler

		2/2

7 A. Mansson

		3/3
	1/1	1/1

8 L. Sundewall

		2/2
		1/2

2 miss.

9 E. Douglas
Andersson

2/2		

1 miss.

10 R. Lenzi

1/1		2/2
1/1		

1 miss.

11 E. Lundstad

4/4		2/2
2/2	0/1	2/2

13 I. Hasanic Holmgren

		1/1
	0/1	1/1
1/1		

1 post

14 I. Biel Nilsen

1/1		

17 A. Svantesson

		1/1

19 T. Uliana Starck

1/1		3/3

20 M. Björkman

1/1		
		1/1
1/1	1/1	3/3

32 A. Larsson

TOTAL

10/10		11/11
1/1	0/1	3/4
7/7	2/3	13/13

1 post 5 miss.

Saves distribution goalkeepers

1 E. Holmberg
Schatzl

0/3		3/7
4/4		2/4
3/6	6/8	1/6

12 A. Norén

		1/1
	0/1	1/1

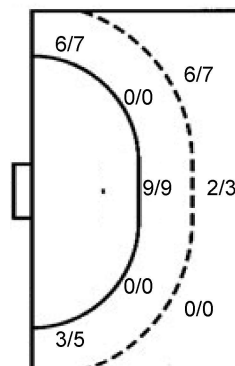
16 A. Skoog

TOTAL

0/3		4/8
4/4		2/4
3/6	6/9	2/7

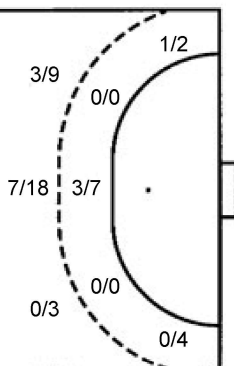
Shots by position

ATTACK



7m penalties 2/2
Fastbreak 10/10
Breakthrough 9/12
Long dist. 0/1

DEFENSE



7m penalties 0/0
Fastbreak 1/1
Breakthrough 5/7
Long dist. 0/0

Shooting statistics

Position	Goals	Sav.	Miss.	Post	Blk.	Total	%
Back (9m)	8	1	1	0	0	10	80
Line (6m)	9	0	0	0	0	9	100
Wing	9	1	2	0	0	12	75
7m penalties	2	0	0	0	0	2	100
Fastbreak	10	0	0	0	0	10	100
Breakthrough	9	1	1	1	0	12	75
Total	47	3	4	1	0	55	85

Jersey number Tot. Total shooting 6m 6m (line) shooting 9m 9m shooting Wng Wing shooting FB Fastbreak sh. 7m 7m penalty sh.
Brk. Breakthrough sh. LD Long distance sh. As. Assists PC Pass clear chance E7 Earned 7m pen. TF Technical faults St. Steals
2m 2m punishments C7. Committed 7m E2 Earned 2m pun. YC. Yellow cards R/B Red/Blue cards Blk. Blocks S Starting Line-up

Handball statistics and livescore by Toma-soft ltd (www.toma-soft.hr)



10th Men's Youth (U19) World Championship

Croatia

Final Round, 17-18. place



Match Team Statistics

Match No. 108

Morocco 20 - 47 Sweden

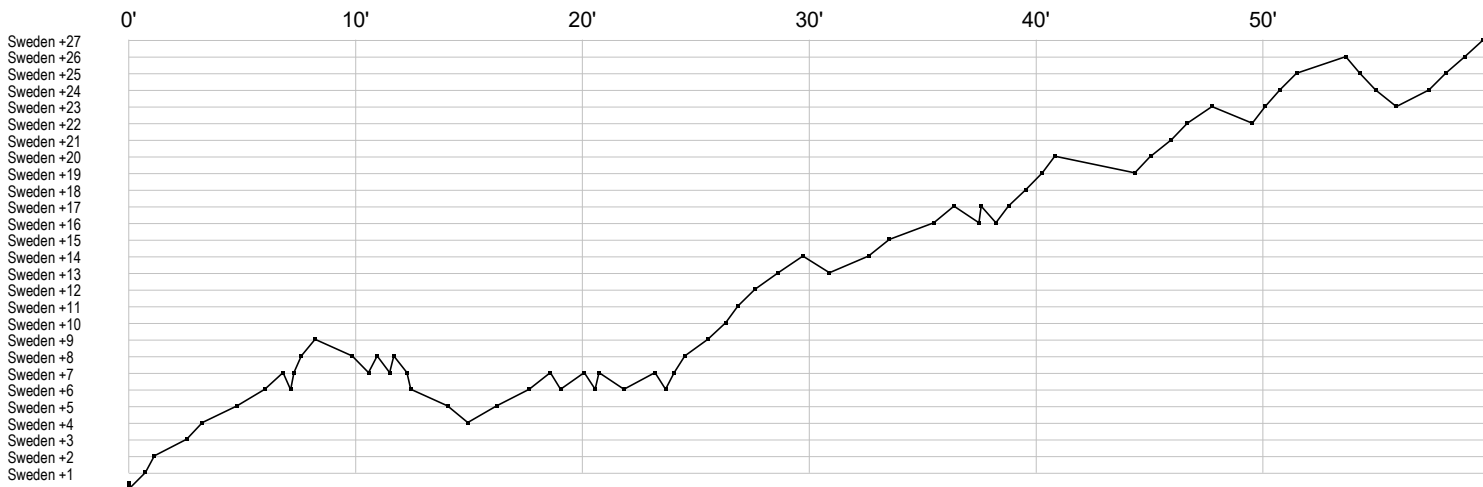
(12 - 26) (8 - 21)

11.8.2023. 20:00

Attendance: 40

Center Zamet

Referees: Raymel Reyes (CUB) / Alexys Zuniga (CUB)



Morocco

1 Hakaoui O	rr rr		rr rr		r		rrr		
2 Abdellaoui A								fg i	
3 Fadda A		f t		g	t p t		t f f		f
6 Nazi M	t	fc t						t	
7 Mansouri L	f t f	tg g			f t t		g g f t	t	
10 Ouafik H						f	f2		t i pp p
14 Ihiri A			g	bp	g				
16 Jbari A		r	rrr	rrr	rrr			s s r r r r r r r r s r	rrr r
19 Razgui A	tb f f g	ga g	a g	t	g	t f p	g	f fa	f
33 Ziyad H			t		g				f a
66 Ilyasse O	t		gb	f	a	t		ft	g g f f
71 Saa A			t				2c		f f f
94 Bilghoul A			b			f			
95 El Mouadar J		r r rr			r r r r r r r r		r r r r r r		t f f
99 Marsaq O						f			t f f

Sweden

1 Holmberg	s st s rs	rr rrr r r	r	r r r r s	a sa		s r r s s	sr s as	r a s ss r r r	s s s
4 Gustavsson L	b g	g f		a			a t a a g g			g
6 Hägglund				t g					b	g
7 Mansson A		t a g a a p t a p	a g g g			g		a b		
8 Sundewall L		g p		f			bf	g f	g	
9 Douglas	g a a a x	g						a ab f		
10 Lenzi R	g g g	g f t								
11 Lundstad E			g t g		g	g g g	g	f a	2 g	a g t g
12 Norén A						r s s				
13 Hasanic		t t b		b g	g				f g f t	a a a
14 Biel Nilsen I				g a	x					2
16 Skoog A										
17 Svantesson A				a g b					a	
19 Uliana Starck	e g	g x				ei	x x g			g
20 Björkman M			g	gbq				g g	g g	2
32 Larsson A						t x p		a p		

In game	g Goal scored	f Missed shot	a Assist	t Technical faults	b Steal
2 2min suspension	e Earned 7m	c Committed 7m	y Yellow card	r Red Card	k Blue card
i Earned 2min.	x Block	4 4min suspension	p Pass for clear chance	s Saved shot	r Received goal