



10th Men's Youth (U19) World Championship

Croatia

Final Round, 19-20. place



Match Team Statistics

Match No. 107

Montenegro 32 - 38 Iceland

(15 - 18) (17 - 20)

11.8.2023. 17:30

Attendance: 55

Center Zamet

Referees: Alaa Emam (EGY) / Hossam Hedaia (EGY)

Montenegro

#	Surname and name	S	Goals / shots								Attack				Def.			Penalties			TP				
			Tot.	%	9m	6m	Wing	7m	FB	Brk.	LD	As.	PC	E7	E2	TF	St.	C7	Blk	YC		2m	R	B	
1	VUJOVIC Savo																								25:37
2	ĐURKOVIĆ Darko	S	1/1	100				1/1						1											28:04
4	DOBRKOVIC Andrej	S	3/5	60				0/1						2	3	3	2	5					1		37:30
7	RADOVANOVIĆ Andrija		3/5	60				2/4																	28:49
8	MRVALKEVIC Igor	S	1/2	50				0/1						3	2	1	1	1					1		37:04
9	BAKIC Milorad	S	4/7	57	1/4			1/1						2				4					2		46:27
11	RADOICIC Petar		0/1	0	0/1									1											9:38
15	GAZDIC Filip	S	12/13	92	7/8									3	1			2	1	1			1		50:26
16	SREDANOVIĆ Lazar	S																							30:07
17	FEKA Semir																								0:07
20	COROVIĆ Lazar	S																							1:46
25	NIKOLIC Mojas																								0:04
27	BOZOVIĆ Filip		3/5	60	0/1			3/4								1	1						1		51:15
28	PERUNIC Drazen																1								16:04
31	BULATOVIĆ Todor		5/7	71				4/6																	57:02
	Team / bench																								
	UKUPNO		32/46	70	8/14	4/6	7/12	5/5	2/2	6/7	0/0	12	6	5	4	15	3	4	0	0	6	0	0		

#	Surname and name	Saves / shots								
		Tot.	%	9m	6m	Wing	7m	FB	Brk.	LD
1	VUJOVIC Savo	5/19	26	0/4	3/4	1/1	0/3	1/4	0/3	
16	SREDANOVIĆ Lazar	2/22	9	0/2	0/5	2/7		0/3	0/5	
	TOTAL	7/41	17	0/6	3/9	3/8	0/3	1/7	0/8	0/0

Coach:

Number of attacks: 60, Efficiency: 53%, Average Duration: 34.32 seconds

Attack by type of defense

	Shots	9m	6m	Wing	TF	E7	E2
On def. 6-0	15/23	6/11	3/4	4/5	10	1	1
On def. 5-1	10/16	2/3	1/2	3/7	5	4	3
Fastbreak	2/2				0	0	0

Defense by type

	Total	9m	6m	Wing	Stl.	C7	2m
Def. 5-1	9/12	2/4	2/3	2/2	1	1	0
Def. 3-2-1	16/23	4/4	4/7	3/7	2	3	0
Fastbreak	6/7				0	0	6

Attack with superiority / minority / goalkeeper out

	Attack				Reaction		
	Att.	Eff.	Shots	TF	FB	LD	Tot.
6 on 6 (GK out)	10	20%	2/7	3	0/0	2/2	2/2
6 on 5 (GK out)	1	100%	1/1	0	0/0	0/0	0/0
6 on 6	42	57%	24/31	11			
6 on 5	7	71%	5/6	1			

Player superiority / GK out counted at the end of attack (in case it changes during attack)

Defense with superiority / minority / goalkeeper out

	Attack				Reaction		
	Att.	Eff.	Shots	TF	FB	LD	Tot.
7 on 6 (GK out)	2	0%	0/1	1	1/1	0/0	1/1
6 on 6 (GK out)	1	100%	1/1	0	0/0	0/0	0/0
6 on 6	42	67%	28/35	7			
5 on 6	3	67%	2/2	1			
6 on 5	13	54%	7/11	2			

Numbers show attacking numbers of opponent. Lower efficiency of opponent means better defense of this team

Jersey number Tot. Total shooting 6m 6m (line) shooting 9m 9m shooting Wng Wing shooting FB Fastbreak sh. 7m 7m penalty sh.
 Brk. Breakthrough sh. LD Long distance sh. As. Assists PC Pass clear chance E7 Earned 7m pen. TF Technical faults St. Steals
 2m 2m punishments C7. Committed 7m E2 Earned 2m pun. YC. Yellow cards R/B Red/Blue cards Blk. Blocks S Starting Line-up



10th Men's Youth (U19) World Championship

Croatia

Final Round, 19-20. place



Match Team Statistics

Match No. 107

Montenegro 32 - 38 Iceland

(15 - 18) (17 - 20)

11.8.2023. 17:30

Attendance: 55

Center Zamet

Referees: Alaa Emam (EGY) / Hossam Hedaia (EGY)

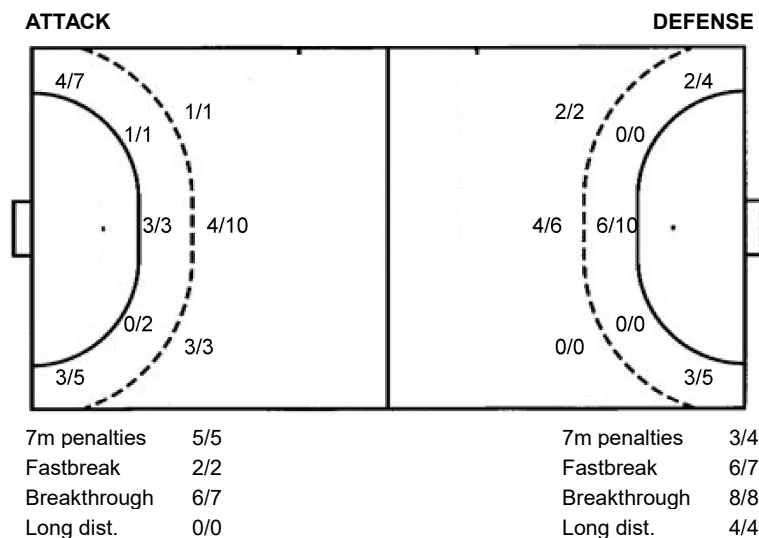
Shot distribution by player

2 D. Đurković	4 A. Dobrkovic	7 A. Radovanović	8 I. Mrvalkevic	9 M. Bakic	11 P. Radoicic	15 F. Gazdic																																																															
<table border="1"><tr><td></td><td></td><td>1/1</td></tr><tr><td></td><td></td><td></td></tr><tr><td></td><td></td><td></td></tr></table>			1/1							<table border="1"><tr><td></td><td></td><td>1/1</td></tr><tr><td></td><td>0/1</td><td></td></tr><tr><td>1/1</td><td></td><td></td></tr></table> 1 miss. 1/1 lob			1/1		0/1		1/1			<table border="1"><tr><td></td><td></td><td></td></tr><tr><td></td><td></td><td></td></tr><tr><td>1/1</td><td>0/1</td><td>2/2</td></tr></table> 1 post							1/1	0/1	2/2	<table border="1"><tr><td></td><td></td><td></td></tr><tr><td></td><td>0/1</td><td></td></tr><tr><td></td><td></td><td>1/1</td></tr></table>					0/1				1/1	<table border="1"><tr><td></td><td></td><td>1/1</td></tr><tr><td>0/1</td><td></td><td>2/2</td></tr><tr><td>1/1</td><td></td><td></td></tr></table> 2 miss.			1/1	0/1		2/2	1/1			<table border="1"><tr><td></td><td></td><td></td></tr><tr><td></td><td></td><td></td></tr><tr><td></td><td></td><td></td></tr></table> 1 block										<table border="1"><tr><td>4/4</td><td>1/1</td><td>3/3</td></tr><tr><td></td><td></td><td>1/2</td></tr><tr><td>1/1</td><td></td><td>2/2</td></tr></table>	4/4	1/1	3/3			1/2	1/1		2/2
		1/1																																																																			
		1/1																																																																			
	0/1																																																																				
1/1																																																																					
1/1	0/1	2/2																																																																			
	0/1																																																																				
		1/1																																																																			
		1/1																																																																			
0/1		2/2																																																																			
1/1																																																																					
4/4	1/1	3/3																																																																			
		1/2																																																																			
1/1		2/2																																																																			
17 S. Feka	20 L. Corovic	25 M. Nikolic	27 F. Bozovic	28 D. Perunicic	31 T. Bulatovic	TOTAL																																																															
<table border="1"><tr><td></td><td></td><td></td></tr><tr><td></td><td></td><td></td></tr><tr><td></td><td></td><td></td></tr></table>										<table border="1"><tr><td></td><td></td><td></td></tr><tr><td></td><td></td><td></td></tr><tr><td></td><td></td><td></td></tr></table>										<table border="1"><tr><td></td><td></td><td></td></tr><tr><td></td><td></td><td></td></tr><tr><td></td><td></td><td></td></tr></table>										<table border="1"><tr><td></td><td></td><td></td></tr><tr><td>2/3</td><td></td><td>1/1</td></tr><tr><td></td><td></td><td></td></tr></table> 1 post				2/3		1/1				<table border="1"><tr><td></td><td></td><td></td></tr><tr><td></td><td></td><td></td></tr><tr><td></td><td></td><td></td></tr></table>										<table border="1"><tr><td></td><td>0/1</td><td></td></tr><tr><td>1/1</td><td>1/1</td><td></td></tr><tr><td>2/2</td><td></td><td>1/1</td></tr></table> 1 miss.		0/1		1/1	1/1		2/2		1/1	<table border="1"><tr><td>4/4</td><td>1/2</td><td>6/6</td></tr><tr><td>1/2</td><td>1/3</td><td>3/4</td></tr><tr><td>8/9</td><td>0/1</td><td>7/7</td></tr></table> 2 post 4 miss. 1 block 1/1 lob	4/4	1/2	6/6	1/2	1/3	3/4	8/9	0/1	7/7
2/3		1/1																																																																			
	0/1																																																																				
1/1	1/1																																																																				
2/2		1/1																																																																			
4/4	1/2	6/6																																																																			
1/2	1/3	3/4																																																																			
8/9	0/1	7/7																																																																			

Saves distribution goalkeepers

1 S. Vujovic	16 L. Sredanovic	TOTAL																											
<table border="1"><tr><td>1/1</td><td></td><td>1/2</td></tr><tr><td>1/3</td><td></td><td>1/2</td></tr><tr><td>0/3</td><td>1/1</td><td>0/6</td></tr></table>	1/1		1/2	1/3		1/2	0/3	1/1	0/6	<table border="1"><tr><td>0/1</td><td></td><td>1/1</td></tr><tr><td>1/1</td><td></td><td>0/1</td></tr><tr><td>0/6</td><td>0/2</td><td>0/9</td></tr></table>	0/1		1/1	1/1		0/1	0/6	0/2	0/9	<table border="1"><tr><td>1/2</td><td></td><td>2/3</td></tr><tr><td>2/4</td><td></td><td>1/3</td></tr><tr><td>0/9</td><td>1/3</td><td>0/15</td></tr></table>	1/2		2/3	2/4		1/3	0/9	1/3	0/15
1/1		1/2																											
1/3		1/2																											
0/3	1/1	0/6																											
0/1		1/1																											
1/1		0/1																											
0/6	0/2	0/9																											
1/2		2/3																											
2/4		1/3																											
0/9	1/3	0/15																											

Shots by position



Shooting statistics

Position	Goals	Sav.	Miss.	Post	Blk.	Total	%
Back (9m)	8	3	2	0	1	14	57
Line (6m)	4	1	0	1	0	6	67
Wing	7	2	2	1	0	12	58
7m penalties	5	0	0	0	0	5	100
Fastbreak	2	0	0	0	0	2	100
Breakthrough	6	1	0	0	0	7	86
Total	32	7	4	2	1	46	70

Jersey number Tot. Total shooting 6m 6m (line) shooting 9m 9m shooting Wng Wing shooting FB Fastbreak sh. 7m 7m penalty sh.
 Brk. Breakthrough sh. LD Long distance sh. As. Assists PC Pass clear chance E7 Earned 7m pen. TF Technical faults St. Steals
 2m 2m punishments C7. Committed 7m E2 Earned 2m pun. YC. Yellow cards R/B Red/Blue cards Blk. Blocks S Starting Line-up



10th Men's Youth (U19) World Championship

Croatia

Final Round, 19-20. place



Match Team Statistics

Match No. 107

Montenegro 32 - 38 Iceland

(15 - 18) (17 - 20)

11.8.2023. 17:30

Attendance: 55

Center Zamet

Referees: Alaa Emam (EGY) / Hossam Hedaia (EGY)

Shot distribution by player

2 A. Elisson

		0/1
		1/1

1 post

4 R. Stefánsson

5 H. Ólafsson

		1/1

6 B. Steinsson

9 Ö. Haraldsson

	2/2	
1/1		1/1

1 miss.

10 E. Erlingsson

2/2	1/1	5/5

1 miss. 1/1 lob

13 K. Júlíusson

1/1		1/1

14 E. Valsson

2/2	1/2	

17 S. Einarsson

1/1		
		1/1
		1/1

18 T. Thorvaldsson

		0/1
1/1		
1/1		2/2

19 H. Heidarsson

1 post

22 D. Guðmundsson

0/1	1/1	0/1
		1/1

1/1 lob

26 H. Hauksson

		1/1
1/1		1/1
1/1		1/1

1 miss.

29 Í. Víðarsson

0/1		
0/1	1/1	
1/1		1/1

TOTAL

1/2		1/3
2/4	4/4	2/3
9/9	2/3	15/15

2 post 3 miss. 2/2 lob

Saves distribution goalkeepers

1 B. Árnason

0/4	1/2	0/3
1/1	1/1	1/4
0/4		0/4

12 Í. Steinsson

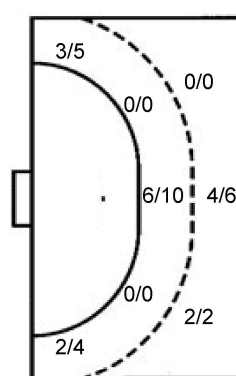
		0/3
0/1	1/1	
1/5	1/1	0/3

TOTAL

0/4	1/2	0/6
1/2	2/2	1/4
1/9	1/1	0/7

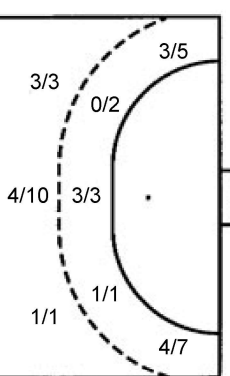
Shots by position

ATTACK



7m penalties 3/4
Fastbreak 6/7
Breakthrough 8/8
Long dist. 4/4

DEFENSE



7m penalties 5/5
Fastbreak 2/2
Breakthrough 6/7
Long dist. 0/0

Shooting statistics

Position	Goals	Sav.	Miss.	Post	Blk.	Total	%
Back (9m)	6	0	2	0	0	8	75
Line (6m)	6	3	0	1	0	10	60
Wing	5	3	0	1	0	9	56
7m penalties	3	0	1	0	0	4	75
Fastbreak	6	1	0	0	0	7	86
Breakthrough	8	0	0	0	0	8	100
Total	34	7	3	2	0	46	74

Jersey number Tot. Total shooting 6m 6m (line) shooting 9m 9m shooting Wng Wing shooting FB Fastbreak sh. 7m 7m penalty sh.
Brk. Breakthrough sh. LD Long distance sh. As. Assists PC Pass clear chance E7 Earned 7m pen. TF Technical faults St. Steals
2m 2m punishments C7. Committed 7m E2 Earned 2m pun. YC. Yellow cards R/B Red/Blue cards Blk. Blocks S Starting Line-up

Handball statistics and livescore by Toma-soft ltd (www.toma-soft.hr)



10th Men's Youth (U19) World Championship

Croatia

Final Round, 19-20. place



Match Team Statistics

Match No. 107

Montenegro 32 - 38 Iceland

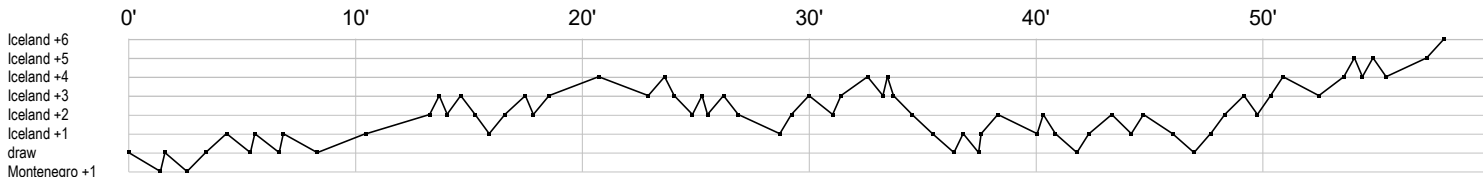
(15 - 18) (17 - 20)

11.8.2023. 17:30

Attendance: 55

Center Zamet

Referees: Alaa Emam (EGY) / Hossam Hedaia (EGY)



Montenegro

1 Vujovic S	r r r s r r r r r s s s r r r	r	r	r	r	s
2 Đurković D		a				g t
4 Dobrkovic A	2 p	i	t	g	p	i g a e p f e e f a g t t t t
7 Radovanović	g	f	t	g	g	f
8 Mrvalkević I	f a	p	a	g	e	2c t p a i
9 Bakic M	g f fg	t	c	gg a	2c	t t a 2 f t
11 Radoicic P	f	a				
15 Gazdic F	g g f 2c	g a	a	g g	g g t p b g g g t g	a g
16 Sredanovic L	s r r r r r	r s	r r r r r r r r		r r r r r r r r	r
17 Feka S						
20 Corovic L						
25 Nikolic M						
27 Bozovic F	b	f	2	g	g	g i e
28 Perunicic D						t
31 Bulatovic T		g g	f	b	g	f g g

Iceland

1 Árnason B	r r r s r s sr	r r	r s	r r	r r r r r r r r r	
2 Elísson A	f g	f				
4 Stefánsson R						
5 Ólafsson H					g p c	t
6 Steinsson B		a	i	a	t	
9 Haraldsson Ö	f					g g b g 2c
10 Erlingsson E	g t a p	g t g	eg p a	g p c a p g	btg g a p b f bg p	
12 Steinsson Í			r r r r s		s r r r r r r r r	
13 Júlíusson K	p a g t	p a t				a i g
14 Valsson E					ie	g g ba g f
17 Einarsson S	g a i e x	a g g a t			a	
18 Thorvaldsson		g g	g	f g	a	
19 Heiðarsson H						f
22 Guðmundsson	g	g f			f g	
26 Hauksson H			2	g c c g p g	g t	f b g
29 Vidarsson Í		bg 2			g f f g i e	a ba t

In game	g Goal scored	f Missed shot	a Assist	t Technical faults	b Steal
2 2min suspension	e Earned 7m	c Committed 7m	y Yellow card	r Red Card	k Blue card
i Earned 2min.	x Block	4 4min suspension	p Pass for clear chance	s Saved shot	r Received goal