



10th Men's Youth (U19) World Championship

Croatia

Final Round, 21-22. place



Match Team Statistics

Match No. 106

Algeria 24 - 29 Japan

(10 - 17) (14 - 12)

11.8.2023. 15:00

Attendance: 40

Center Zamet

Referees: Bruna Correa (BRA) / Renata Correa (BRA)

Algeria

#	Surname and name	S	Goals / shots								Attack					Def.			Penalties			TP						
			Tot.	%	9m	6m	Wing	7m	FB	Brk.	LD	As.	PC	E7	E2	TF	St.	C7	Blk	YC	2m		R	B				
5	MOHAMED ALI Bendiab	S	0/7	0	0/3										1	4	1		4			1						49:35
7	MOHAMED CHERIF B H Zhoual		1/1	100			1/1																					16:42
11	AHMED ANISSE Mahdi		7/14	50	0/4		1/1		3/3	3/6						1	1	1	1	1				1				53:06
13	WAIL Talaa	S	3/6	50	1/2	1/1		1/2	0/1					2	1			2				2						38:44
17	ISLAM Lahouaouala		3/3	100		1/1		2/2											1	1								14:20
19	ABDELOUAHAB Djemati	S	1/2	50				0/1			1/1																	13:10
21	KHALED Seldja		3/5	60			1/3		1/1	1/1				1							1							47:38
22	SID ALI Achiche	S																	1									53:07
23	TAISSIR AHMED F Haioun		1/1	100		1/1													1									14:18
25	SALAH EDDINE Hamdaoui	S													2				2									6:53
48	AIMENE Laskri													1		1			2									10:24
53	MAROUANE Bendridi	S	1/2	50			1/2							1	1						1							37:06
63	SALIM Mezaza																											
69	ZAKARIA Adri	S	4/5	80	1/2					3/3				5	3	1	2	8	1									60:00
73	AHMED RAYANE Benslimane																											4:56
87	ALI Kouadria																											
	Team / bench																											
	UKUPNO		24/46	52	2/11	3/3	4/8	3/4	4/5	8/15	0/0			11	11	4	3	22	3	2	3	0	4	0	0			

#	Surname and name	Saves / shots								
		Tot.	%	9m	6m	Wing	7m	FB	Brk.	LD
22	SID ALI Achiche	12/38	32	8/15	1/3	0/4	0/2	2/7	1/7	
63	SALIM Mezaza									
73	AHMED RAYANE Benslimane	2/4	50	1/2				0/1	1/1	
	TOTAL	14/42	33	9/17	1/3	0/4	0/2	2/8	1/7	1/1

Coach: **Belghit Mohammed**

Number of attacks: 65, Efficiency: 37%, Average Duration: 27.26 seconds

Attack by type of defense

	Shots	9m	6m	Wing	TF	E7	E2
On def. 6-0	17/37	2/11	3/3	4/8	22	4	3
Fastbreak	4/5				0	0	0

Defense by type

	Total	9m	6m	Wing	Stl.	C7	2m
Def. 6-0	17/30	6/16	2/3	4/5	3	2	0
Def. 5-1	1/1	1/1	0/0	0/0	0	0	0
Def. 4-2	1/2	1/2	0/0	0/0	0	0	0
Def. 3-2-1	1/8	0/6	0/0	0/1	0	0	0
Fastbreak	6/8				0	0	4

Attack with superiority / minority / goalkeeper out

	Attack				Reaction		
	Att.	Eff.	Shots	TF	FB	LD	Tot.
7 on 6 (GK out)	6	33%	2/4	2	0/0	1/2	1/2
7 on 5 (GK out)	1	100%	1/1	0	0/0	0/0	0/0
6 on 6	50	36%	18/33	17			
6 on 5	4	75%	3/4	0			
5 on 6	2	0%	0/1	1			
4 on 6	2	0%	0/0	2			

Player superiority / GK out counted at the end of attack (in case it changes during attack)

Defense with superiority / minority / goalkeeper out

	Attack				Reaction		
	Att.	Eff.	Shots	TF	FB	LD	Tot.
7 on 6 (GK out)	3	33%	1/3	0	0/0	0/0	0/0
6 on 6 (GK out)	4	25%	1/2	2	0/0	0/0	0/0
6 on 6	51	41%	21/37	14			
5 on 6	1	100%	1/1	0			
6 on 5	3	67%	2/3	0			
6 on 4	2	100%	2/2	0			
6 on 3	1	100%	1/1	0			

Numbers show attacking numbers of opponent. Lower efficiency of opponent means better defense of this team

Jersey number Tot. Total shooting 6m 6m (line) shooting 9m 9m shooting Wng Wing shooting FB Fastbreak sh. 7m 7m penalty sh.
 Brk. Breakthrough sh. LD Long distance sh. As. Assists PC Pass clear chance E7 Earned 7m pen. TF Technical faults St. Steals
 2m 2m punishments C7. Committed 7m E2 Earned 2m pun. YC. Yellow cards R/B Red/Blue cards Blk. Blocks S Starting Line-up



10th Men's Youth (U19) World Championship

Croatia

Final Round, 21-22. place



Match Team Statistics

Match No. 106

Algeria 24 - 29 Japan

(10 - 17) (14 - 12)

11.8.2023. 15:00

Attendance: 40

Center Zamet

Referees: Bruna Correa (BRA) / Renata Correa (BRA)

Shot distribution by player

5 B. Mohamed Ali

0/2		0/1
0/2		

2 miss.

7 Z. Mohamed Cherif B

H		
1/1		

11 M. Ahmed Anisse

3/3		2/3
0/2		
1/2		0/1

2 miss. 1/1 lob

13 T. Wail

0/1		0/1
		0/1
1/1		2/2

17 L. Islam

		1/1
		2/2

19 D. Abdelouahab

		0/1
1/1		

21 S. Khaled

		1/2
1/2		
1/1		

23 H. Taissir Ahmed F

		1/1

25 H. Salah Eddine

48 L. Aimene

53 B. Marouane

1/1	0/1	

69 A. Zakaria

1/1		1/2
	1/1	1/1

87 K. Ali

TOTAL

6/7	0/1	4/9
1/6		2/4
4/7	1/1	5/6

4 miss. 1/1 lob

Saves distribution goalkeepers

22 A. Sid Ali

2/8		3/8
1/4		
2/7		4/8

63 M. Salim

73 B. Ahmed

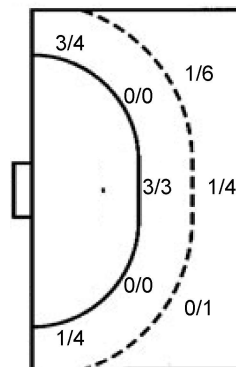
Rayane		
0/1		
	1/1	
1/1		0/1

TOTAL

2/9		3/8
1/4	1/1	
3/8		4/9

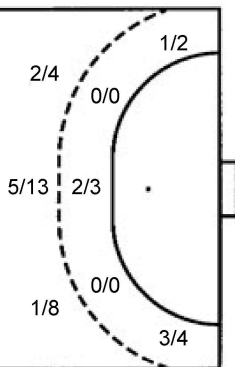
Shots by position

ATTACK



7m penalties	3/4
Fastbreak	4/5
Breakthrough	8/15
Long dist.	0/0

DEFENSE



7m penalties	2/2
Fastbreak	6/8
Breakthrough	6/7
Long dist.	1/2

Shooting statistics

Position	Goals	Sav.	Miss.	Post	Blk.	Total	%
Back (9m)	2	5	4	0	0	11	18
Line (6m)	3	0	0	0	0	3	100
Wing	4	4	0	0	0	8	50
7m penalties	3	1	0	0	0	4	75
Fastbreak	4	1	0	0	0	5	80
Breakthrough	8	7	0	0	0	15	53
Total	24	18	4	0	0	46	52

Jersey number Tot. Total shooting 6m 6m (line) shooting 9m 9m shooting Wng Wing shooting FB Fastbreak sh. 7m 7m penalty sh.
 Brk. Breakthrough sh. LD Long distance sh. As. Assists PC Pass clear chance E7 Earned 7m pen. TF Technical faults St. Steals
 2m 2m punishments C7. Committed 7m E2 Earned 2m pun. YC. Yellow cards R/B Red/Blue cards Blk. Blocks S Starting Line-up

Handball statistics and livescore by Toma-soft ltd (www.toma-soft.hr)



10th Men's Youth (U19) World Championship

Croatia

Final Round, 21-22. place



Match Team Statistics

Match No. 106

Algeria 24 - 29 Japan

(10 - 17) (14 - 12)

11.8.2023. 15:00

Attendance: 40

Center Zamet

Referees: Bruna Correa (BRA) / Renata Correa (BRA)

Japan

#	Surname and name	S	Goals / shots								Attack				Def.			Penalties			TP						
			Tot.	%	9m	6m	Wing	7m	FB	Brk.	LD	As.	PC	E7	E2	TF	St.	C7	Blk	YC		2m	R	B			
2	FURUKAWA Kippe	S	5/10	50	1/6					4/4					1				3	2	1			1			27:10
5	KOZAKAI Ryo	S	3/6	50	0/1	1/1			0/1	2/3									2		1			1			41:48
8	NAKAOKI Nikita	S	0/1	0		0/1													2	1							24:45
11	KAMAKURA Yushin		0/1	0	0/1																			1			15:34
12	KOMODA Ryo		0/1	0									0/1														3:39
15	HASEGAWA Soi	S	9/10	90			3/4	1/1	5/5							1	1	1									41:35
17	FUJIKAWA Jun		4/6	67	2/4			1/1						1/1	5	1		1	1	4	2						38:24
28	NOZUYAMA Sho																										5:29
29	TACHIBANA Kotaro	S	2/2	100			1/1		1/1						1	1	1		2								54:53
30	YONEDA Shohei	S																									48:47
31	MATSUOKA Ryota		0/1	0				0/1																			16:09
32	SAKAI Masaki		3/6	50	3/6									1	1			2									23:55
34	TAKESHITA Hayato	S	2/3	67	2/3									6	3		1	3									24:33
35	MUKOYACHI Kaito		1/1	100		1/1																					31:56
37	TOCHIO Tasuku		0/4	0	0/3		0/1							1				2									18:45
38	SIMMONS Trinity Psalms		0/1	0	0/1																						2:38
	Team / bench																										
	UKUPNO		29/53	55	8/25	2/3	4/6	2/2	6/8	6/7	1/2	13	7	2	4	16	9	4	0	0	3	0	0				

#	Surname and name	Saves / shots								
		Tot.	%	9m	6m	Wing	7m	FB	Brk.	LD
12	KOMODA Ryo	0/3	0			0/1	0/1		0/1	
28	NOZUYAMA Sho	1/5	20			1/3			0/2	
30	YONEDA Shohei	17/34	50	5/7	0/3	4/7		1/5	7/12	
	TOTAL	18/42	43	5/7	0/3	4/8	1/4	3/5	7/15	0/0

Coach: Yuta Yoshimura

Number of attacks: 65, Efficiency: 45%, Average Duration: 28.12 seconds

Attack by type of defense

	Shots	9m	6m	Wing	TF	E7	E2
On def. 6-0	17/30	6/16	2/3	4/5	13	2	4
On def. 5-1	1/1	1/1	0/0	0/0	0	0	0
On def. 4-2	1/2	1/2	0/0	0/0	0	0	0
On def. 3-2-1	1/8	0/6	0/0	0/1	3	0	0
Fastbreak	6/8				0	0	0

Defense by type

	Total	9m	6m	Wing	Stl.	C7	2m
Def. 6-0	17/37	2/11	3/3	4/8	9	4	0
Fastbreak	4/5				0	0	3

Defense with superiority / minority / goalkeeper out

	Attack				Reaction		
	Att.	Eff.	Shots	TF	FB	LD	Tot.
7 on 6 (GK out)	6	33%	2/4	2	0/0	1/2	1/2
7 on 5 (GK out)	1	100%	1/1	0	0/0	0/0	0/0
6 on 6	50	36%	18/33	17			
6 on 5	4	75%	3/4	0			
5 on 6	2	0%	0/1	1			
4 on 6	2	0%	0/0	2			

Numbers show attacking numbers of opponent. Lower efficiency of opponent means better defense of this team

Attack with superiority / minority / goalkeeper out

	Attack				Reaction		
	Att.	Eff.	Shots	TF	FB	LD	Tot.
7 on 6 (GK out)	3	33%	1/3	0	0/0	0/0	0/0
6 on 6 (GK out)	4	25%	1/2	2	0/0	0/0	0/0
6 on 6	51	41%	21/37	14			
5 on 6	1	100%	1/1	0			
6 on 5	3	67%	2/3	0			
6 on 4	2	100%	2/2	0			
6 on 3	1	100%	1/1	0			

Player superiority / GK out counted at the end of attack (in case it changes during attack)

Jersey number Tot. Total shooting 6m 6m (line) shooting 9m 9m shooting Wng Wing shooting FB Fastbreak sh. 7m 7m penalty sh.
 Brk. Breakthrough sh. LD Long distance sh. As. Assists PC Pass clear chance E7 Earned 7m pen. TF Technical faults St. Steals
 2m 2m punishments C7. Committed 7m E2 Earned 2m pun. YC. Yellow cards R/B Red/Blue cards Blk. Blocks S Starting Line-up



10th Men's Youth (U19) World Championship

Croatia

Final Round, 21-22. place



Match Team Statistics

Match No. 106

Algeria 24 - 29 Japan

(10 - 17) (14 - 12)

11.8.2023. 15:00

Attendance: 40

Center Zamet

Referees: Bruna Correa (BRA) / Renata Correa (BRA)

Shot distribution by player

2 K. Furukawa

0/1		4/4
1/1		
		0/1

1 post 1 miss. 1 block

5 R. Kozakai

1/1		0/1
0/1		
1/1		1/2

8 N. Nakaoki

		0/1

11 Y. Kamakura

		0/1

15 S. Hasegawa

3/3		
2/2		2/2

1 post 2/2 lob

17 J. Fujikawa

1/1		
1/1	1/1	
1/2		

1 miss.

29 K. Tachibana

1/1		

1/1 lob

31 R. Matsuoka

		0/1

32 M. Sakai

1/1		1/1
0/1		1/1

2 miss.

34 H. Takeshita

1/1		
1/2		

35 K. Mukoyachi

		1/1

37 T. Tochio

		0/1

1 miss. 2 block

38 T. Simmons

0/1		

TOTAL

7/9		5/8
3/4	1/1	
5/8		5/9

2 post 5 miss. 3 block 3/3 lob

Saves distribution goalkeepers

12 R. Komoda

0/1		
		0/1

28 S. Nozuyama

		0/1
		1/1
0/1	0/1	0/1

30 S. Yoneda

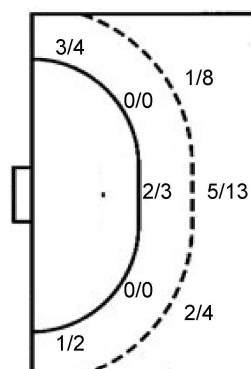
1/6	1/1	5/8
5/6		1/2
3/6		1/5

TOTAL

1/7	1/1	5/9
5/6		2/4
3/7	0/1	1/6

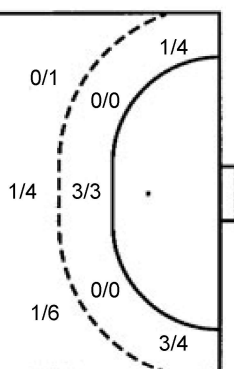
Shots by position

ATTACK



7m penalties	2/2
Fastbreak	6/8
Breakthrough	6/7
Long dist.	1/2

DEFENSE



7m penalties	3/4
Fastbreak	4/5
Breakthrough	8/15
Long dist.	0/0

Shooting statistics

Position	Goals	Sav.	Miss.	Post	Blk.	Total	%
Back (9m)	8	9	4	1	3	25	32
Line (6m)	2	1	0	0	0	3	67
Wing	4	0	1	1	0	6	67
7m penalties	2	0	0	0	0	2	100
Fastbreak	6	2	0	0	0	8	75
Breakthrough	6	1	0	0	0	7	86
Total	28	13	5	2	3	51	55

Jersey number Tot. Total shooting 6m 6m (line) shooting 9m 9m shooting Wng Wing shooting FB Fastbreak sh. 7m 7m penalty sh.
 Brk. Breakthrough sh. LD Long distance sh. As. Assists PC Pass clear chance E7 Earned 7m pen. TF Technical faults St. Steals
 2m 2m punishments C7. Committed 7m E2 Earned 2m pun. YC. Yellow cards R/B Red/Blue cards Blk. Blocks S Starting Line-up

Handball statistics and livescore by Toma-soft ltd (www.toma-soft.hr)



10th Men's Youth (U19) World Championship

Croatia

Final Round, 21-22. place



Match Team Statistics

Match No. 106

Algeria 24 - 29 Japan

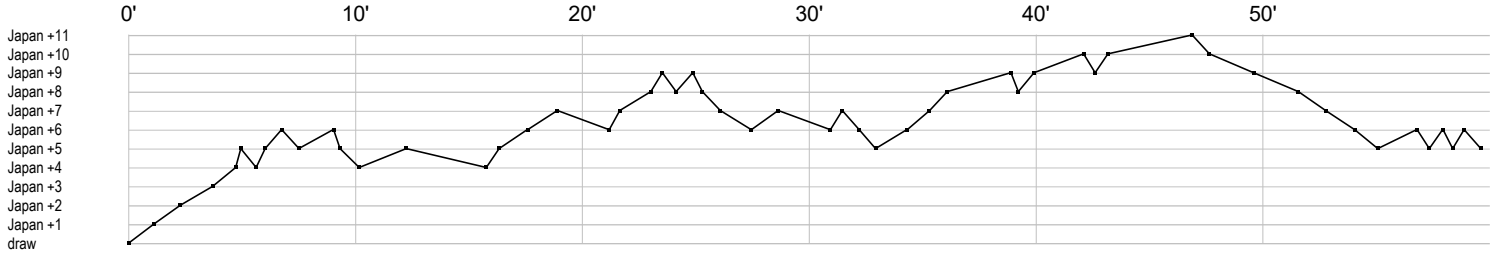
(10 - 17) (14 - 12)

11.8.2023. 15:00

Attendance: 40

Center Zamet

Referees: Bruna Correa (BRA) / Renata Correa (BRA)



Algeria

5 Mohamed Ali	t f e t fp f2 p f t p	g p f t	f x f a	
7 Mohamed			g	
11 Ahmed	f e f bg g f gi g f f t g 2	f	f g g	
13 Wail T	x g g t f a a	t g p f xf		
17 Islam L			g g g	
19 Abdelouahab	f g bt			
21 Khaled S	f	g g c2	g f a	
22 Sid Ali A	s r sr r r r s r r r r r s r r	r s r rsr s r r r r	r s s	s s r r r
23 Taissir Ahmed	t g			
25 Salah Eddine	p t p t			
48 Aimene L	t		a t e	
53 Marouane B	a p g	2c	f	
63 Salim M				
69 Zakaria A	t t ba t t f g t	a a a t t	p p g p i	a g t ei g
73 Ahmed		r s r s		
87 Ali K				

Japan

2 Furukawa K	f f bat b g f t	f g f g t g	g c2	
5 Kozakai R	f g g c t	g f f	t	
8 Nakaoki N	f t	t b		
11 Kamakura Y			f 2	
12 Komoda R		r r f	r	
15 Hasegawa S	g g g g g g g g t f	ei g		
17 Fujikawa J	a c a b b g abg ta f f	bi g pa g	c	
28 Nozuyama S	r s		r r r	
29 Tachibana K	b	ie g g	bp	
30 Yoneda S	s s r r r ss s r s s r s sr r	r r r s r s s r s s r r		
31 Matsuoka R			f	
32 Sakai M	a f f g	t t p f g g		
34 Takeshita H	a g a a p t t a g i a	p p t a f		
35 Mukoyachi K	g			
37 Tochio T	t p	ff t f f		
38 Simmons T				

In game	g Goal scored	f Missed shot	a Assist	t Technical faults	b Steal
2 2min suspension	e Earned 7m	c Committed 7m	y Yellow card	r Red Card	k Blue card
i Earned 2min.	x Block	4 4min suspension	p Pass for clear chance	s Saved shot	r Received goal