



10th Men's Youth (U19) World Championship

Croatia

Final Round, 23-24. place



Match Team Statistics

Match No. 105

Chile 22 - 27 Argentina

(8 - 14) (14 - 13)

11.8.2023. 12:30

Attendance: 45

Center Zamet

Referees: Yufeng Cheng (CHN) / Yunlei Zhou (CHN)

Chile

#	Surname and name	S	Goals / shots								Attack				Def.			Penalties			TP			
			Tot.	%	9m	6m	Wing	7m	FB	Brk.	LD	As.	PC	E7	E2	TF	St.	C7	Blk	YC		2m	R	B
1	LATORRE Francisco	S										1					1							50:44
4	HIZMERI Luciano																1							4:14
5	CASTILLO Fernando	S	2/5	40		1/2		1/2	0/1							1								35:01
7	SOVINO Javier	S	3/5	60	1/3					2/2		1				5	1							54:32
8	ZAMORA Franco		1/1	100			1/1																	12:12
10	GONZALEZ Maximiliano																							
12	RAMOS Alvaro																							5:19
14	ABARCA Martín		0/1	0			0/1										1	1						25:00
16	CHINCHON Damian																							
17	HERNÁNDEZ Camilo	S	5/12	42	1/4			0/1		4/6	0/1	2	2	2	2	2	1							36:37
18	OYARZÚN Cristóbal	S	6/12	50	1/6					5/6		3	2	1		4								44:07
19	JN CHARLES Jonas	S																1						32:39
24	MORENO Samuel	S	2/7	29		1/4		0/1	1/1	0/1									1			2		51:15
28	GARCIA Martín																							
29	ARACENA Juan	S	3/3	100		1/1	2/2										1							47:00
77	GONZALEZ Denny		0/2	0	0/1					0/1		1	1			2								21:02
	Team / bench																							
	UKUPNO		22/48	46	3/14	3/7	3/4	1/4	1/2	11/16	0/1	7	6	3	2	14	4	3	2	0	2	0	0	

#	Surname and name	Saves / shots								
		Tot.	%	9m	6m	Wing	7m	FB	Brk.	LD
1	LATORRE Francisco	10/34	29	2/7	2/5	3/3		1/10	2/9	
12	RAMOS Alvaro	1/4	25		0/2		0/1	1/1		
16	CHINCHON Damian									
	TOTAL	11/38	29	2/7	2/7	3/3	0/1	2/11	2/9	0/0

Coach: Claudio Lira

Number of attacks: 59, Efficiency: 37%, Average Duration: 30.66 seconds

Attack by type of defense

	Shots	9m	6m	Wing	TF	E7	E2
On def. 5-1	10/20	1/4	2/6	2/2	10	3	2
On def. 4-2	7/18	2/10	1/1	0/1	4	0	0
Fastbreak	1/2				0	0	0

Defense by type

	Total	9m	6m	Wing	Stl.	C7	2m
Def. 6-0	16/35	5/13	4/7	0/4	4	3	0
Def. 4-2	1/1	0/0	1/1	0/0	0	0	0
Fastbreak	9/11				0	0	2

Attack with superiority / minority / goalkeeper out

	Attack				Reaction		
	Att.	Eff.	Shots	TF	FB	LD	Tot.
7 on 6 (GK out)	2	0%	0/2	0	0/0	0/0	0/0
7 on 5 (GK out)	1	100%	1/1	0	0/0	0/0	0/0
6 on 6 (GK out)	2	50%	1/2	0	0/0	0/0	0/0
6 on 6	51	39%	20/37	14			
6 on 5	3	0%	0/3	0			

Player superiority / GK out counted at the end of attack (in case it changes during attack)

Defense with superiority / minority / goalkeeper out

	Attack				Reaction		
	Att.	Eff.	Shots	TF	FB	LD	Tot.
7 on 6 (GK out)	2	0%	0/2	0	0/0	0/0	0/0
6 on 6 (GK out)	2	50%	1/1	1	0/0	0/1	0/1
6 on 6	51	45%	23/40	11			
6 on 5	4	75%	3/4	0			

Numbers show attacking numbers of opponent. Lower efficiency of opponent means better defense of this team

Jersey number Tot. Total shooting 6m 6m (line) shooting 9m 9m shooting Wng Wing shooting FB Fastbreak sh. 7m 7m penalty sh.
 Brk. Breakthrough sh. LD Long distance sh. As. Assists PC Pass clear chance E7 Earned 7m pen. TF Technical faults St. Steals
 2m 2m punishments C7. Committed 7m E2 Earned 2m pun. YC. Yellow cards R/B Red/Blue cards Blk. Blocks S Starting Line-up

Handball statistics and livescore by Toma-soft ltd (www.toma-soft.hr)



10th Men's Youth (U19) World Championship

Croatia

Final Round, 23-24. place



Match Team Statistics

Match No. 105

Chile 22 - 27 Argentina

(8 - 14) (14 - 13)

11.8.2023. 12:30

Attendance: 45

Center Zamet

Referees: Yufeng Cheng (CHN) / Yunlei Zhou (CHN)

Shot distribution by player

4 L. Hizmeri

5 F. Castillo

		0/1
		1/1

2 miss. 1/1 lob

7 J. Sovino

2/2		
1/1		

1 post 1 block

8 F. Zamora

		1/1

10 M. Gonzalez

14 M. Abarca

1 post

17 C. Hernández

2/3		
0/1		
	2/2	1/1

1 post 4 miss.

18 C. Oyarzún

0/1		1/3
2/2		3/3

1 post 1 miss. 1 block

19 J. Jn Charles

24 S. Moreno

		1/1
		0/1
		1/4

1 miss.

28 M. García

29 J. Aracena

2/2		1/1

77 D. Gonzalez

0/1		

1 block

TOTAL

4/5		2/2
0/2		1/5
5/6	2/2	7/10

4 post 8 miss. 3 block 1/1 lob

Saves distribution goalkeepers

1 F. Latorre

0/3		2/10
1/1	0/1	2/3
1/2	1/1	3/12

12 A. Ramos

		0/1
0/1		1/2

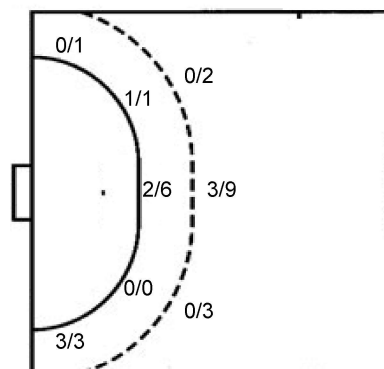
16 D. Chinchon

TOTAL

0/3		2/11
1/1	0/1	2/3
1/3	1/1	4/14

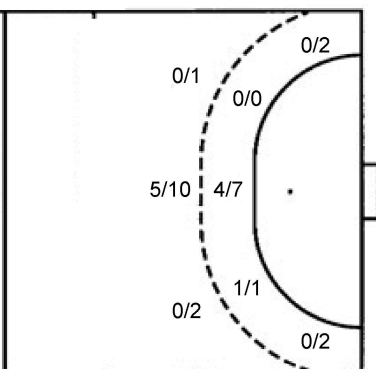
Shots by position

ATTACK



7m penalties 1/4
Fastbreak 1/2
Breakthrough 11/16
Long dist. 0/1

DEFENSE



7m penalties 1/2
Fastbreak 9/11
Breakthrough 7/11
Long dist. 0/0

Shooting statistics

Position	Goals	Sav.	Miss.	Post	Blk.	Total	%
Back (9m)	3	4	1	3	3	14	21
Line (6m)	3	2	2	0	0	7	43
Wing	3	0	0	1	0	4	75
7m penalties	1	2	1	0	0	4	25
Fastbreak	1	0	1	0	0	2	50
Breakthrough	11	3	2	0	0	16	69
Total	22	11	7	4	3	47	47

Jersey number Tot. Total shooting 6m 6m (line) shooting 9m 9m shooting Wng Wing shooting FB Fastbreak sh. 7m 7m penalty sh.
Brk. Breakthrough sh. LD Long distance sh. As. Assists PC Pass clear chance E7 Earned 7m pen. TF Technical faults St. Steals
2m 2m punishments C7. Committed 7m E2 Earned 2m pun. YC. Yellow cards R/B Red/Blue cards Blk. Blocks S Starting Line-up

Handball statistics and livescore by Toma-soft ltd (www.toma-soft.hr)



10th Men's Youth (U19) World Championship

Croatia

Final Round, 23-24. place



Match Team Statistics

Match No. 105

Chile 22 - 27 Argentina

(8 - 14) (14 - 13)

11.8.2023. 12:30

Attendance: 45

Center Zamet

Referees: Yufeng Cheng (CHN) / Yunlei Zhou (CHN)

Argentina

#	Surname and name	S	Goals / shots								Attack					Def.			Penalties			TP					
			Tot.	%	9m	6m	Wing	7m	FB	Brk.	LD	As.	PC	E7	E2	TF	St.	C7	Blk	YC	2m		R	B			
1	DIOTALLEVI Santino	S									4	2					1										45:01
3	GALLARDO Bautista		2/2	100					2/2								3		1								35:23
4	ROZITCHNER Ezequiel		2/3	67	1/1			0/1	1/1								1										35:39
5	BELENKY Faustino Benjamin		2/3	67			2/3							1					1	1	2						44:01
6	ARROM Martin Augusto		2/3	67	0/1					2/2				1													10:29
8	GULL Juan Federico	S	3/7	43	2/5				1/2		3	1		1	1	3	1	1				1					32:24
11	OBREGON GOMEZ Lucas Ezequiel	S	5/7	71	2/3			1/1	2/3		2	3	1	1	1												35:50
12	RODRIGUEZ Lautaro																										12:47
15	OJEA CRISTINO Tobias	S	1/6	17	0/2				1/4		1	1															21:21
17	ORTMANN Lorenzo Damian														3												4:49
18	MONTOTO Juan Ignacio	S																									5:24
19	ORTILEB BASUALDO Agustin Eduardo		0/1	0				0/1																			
21	PALLERO Federico Agustin	S	3/5	60			0/2		3/3						1	2											47:07
24	RODRIGUEZ Nicolas	S	2/4	50			0/1		2/3							2											24:21
30	BARCELO GARCIA Nicolas		3/4	75	0/1	1/1				2/2	1		2		2	1											40:21
79	TARAZI MUNOZ Jose Khalil		2/4	50		2/4																	1				25:03
	Team / bench																										
	UKUPNO		27/49	55	5/13	5/8	0/4	1/2	9/11	7/11	0/0	13	8	3	2	12	10	3	3	0	2	0	0				

#	Surname and name	Saves / shots								
		Tot.	%	9m	6m	Wing	7m	FB	Brk.	LD
1	DIOTALLEVI Santino	8/23	35	2/4	2/4	0/2	2/3	0/1	2/9	
12	RODRIGUEZ Lautaro	3/10	30	2/3	0/1	0/1			1/5	
	TOTAL	11/33	33	4/7	2/5	0/3	2/3	2/1	3/14	0/0

Coach: Ruben Dario Busolin

Number of attacks: 59, Efficiency: 46%, Average Duration: 30.36 seconds

Attack by type of defense

	Shots	9m	6m	Wing	TF	E7	E2
On def. 6-0	16/35	5/13	4/7	0/4	12	3	2
On def. 4-2	1/1	0/0	1/1	0/0	0	0	0
Fastbreak	9/11				0	0	0

Defense by type

	Total	9m	6m	Wing	Stl.	C7	2m
Def. 5-1	10/20	1/4	2/6	2/2	8	3	0
Def. 4-2	7/18	2/10	1/1	0/1	2	0	0
Fastbreak	1/2				0	0	2

Attack with superiority / minority / goalkeeper out

	Attack				Reaction		
	Att.	Eff.	Shots	TF	FB	LD	Tot.
7 on 6 (GK out)	2	0%	0/2	0	0/0	0/0	0/0
6 on 6 (GK out)	2	50%	1/1	1	0/0	0/1	0/1
6 on 6	51	45%	23/40	11			
6 on 5	4	75%	3/4	0			

Player superiority / GK out counted at the end of attack (in case it changes during attack)

Defense with superiority / minority / goalkeeper out

	Attack				Reaction		
	Att.	Eff.	Shots	TF	FB	LD	Tot.
7 on 6 (GK out)	2	0%	0/2	0	0/0	0/0	0/0
7 on 5 (GK out)	1	100%	1/1	0	0/0	0/0	0/0
6 on 6 (GK out)	2	50%	1/2	0	0/0	0/0	0/0
6 on 6	51	39%	20/37	14			
6 on 5	3	0%	0/3	0			

Numbers show attacking numbers of opponent. Lower efficiency of opponent means better defense of this team

Jersey number Tot. Total shooting 6m 6m (line) shooting 9m 9m shooting Wng Wing shooting FB Fastbreak sh. 7m 7m penalty sh.
 Brk. Breakthrough sh. LD Long distance sh. As. Assists PC Pass clear chance E7 Earned 7m pen. TF Technical faults St. Steals
 2m 2m punishments C7. Committed 7m E2 Earned 2m pun. YC. Yellow cards R/B Red/Blue cards Blk. Blocks S Starting Line-up



10th Men's Youth (U19) World Championship

Croatia

Final Round, 23-24. place



Match Team Statistics

Match No. 105

Chile 22 - 27 Argentina

(8 - 14) (14 - 13)

11.8.2023. 12:30

Attendance: 45

Center Zamet

Referees: Yufeng Cheng (CHN) / Yunlei Zhou (CHN)

Shot distribution by player

3 B. Gallardo	4 E. Rozitchner	5 F. Belenky	6 M. Arrom	8 J. Gull	11 L. Obregon Gomez	15 T. Ojea Cristino
1/1	1/1	1/1	1/1	3/3	1/1	0/1
1/1	1/1	1/2	1/1	0/1	4/5	0/1
	0/1		1 block	1 post 1 miss. 1 block	1 miss.	1 post 1 miss.
17 L. Ortmann	18 J. Montoto	19 A. Ortileb Basualdo	21 F. Pallero	24 N. Rodriguez	30 N. Barcelo Garcia	79 J. Tarazi Munoz
			1/1	1/1		2/2
			1/2	1/2		
		1 post	1 miss. 1/1 lob	0/1	1/1	0/1
					2/2	1 miss.

TOTAL

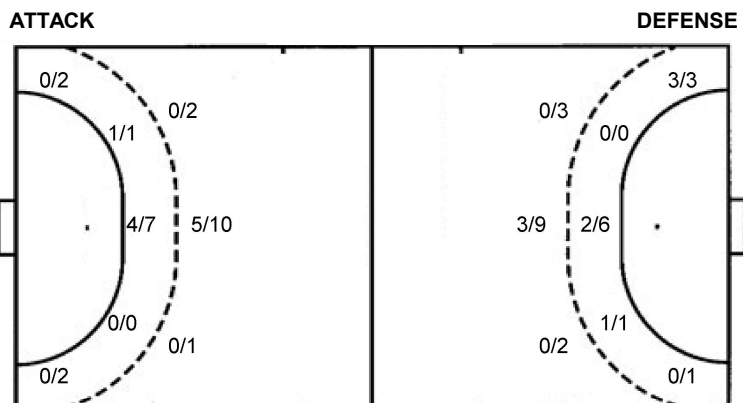
3/3		9/11
0/1	1/1	1/3
2/3	0/1	10/14

4 post 5 miss. 2 block 1/1 lob

Saves distribution goalkeepers

1 S. Diotallevi	12 L. Rodriguez	TOTAL
0/3	1/2	1/5
1/1	1/1	2/2
1/5	0/1	1/6
0/1	0/1	0/2
2/6	1/4	4/5
		3/10

Shots by position



7m penalties 1/2
 Fastbreak 9/11
 Breakthrough 7/11
 Long dist. 0/0

7m penalties 1/4
 Fastbreak 1/2
 Breakthrough 11/16
 Long dist. 0/1

Shooting statistics

Position	Goals	Sav.	Miss.	Post	Blk.	Total	%
Back (9m)	5	2	2	2	2	13	38
Line (6m)	5	2	1	0	0	8	63
Wing	0	3	1	0	0	4	0
7m penalties	1	0	0	1	0	2	50
Fastbreak	9	2	0	0	0	11	82
Breakthrough	7	2	1	1	0	11	64
Total	27	11	5	4	2	49	55

Jersey number Tot. Total shooting 6m 6m (line) shooting 9m 9m shooting Wng Wing shooting FB Fastbreak sh. 7m 7m penalty sh.
 Brk. Breakthrough sh. LD Long distance sh. As. Assists PC Pass clear chance E7 Earned 7m pen. TF Technical faults St. Steals
 2m 2m punishments C7. Committed 7m E2 Earned 2m pun. YC. Yellow cards R/B Red/Blue cards Blk. Blocks S Starting Line-up

Handball statistics and livescore by Toma-soft ltd (www.toma-soft.hr)



10th Men's Youth (U19) World Championship

Croatia

Final Round, 23-24. place



Match Team Statistics

Match No. 105

Chile 22 - 27 Argentina

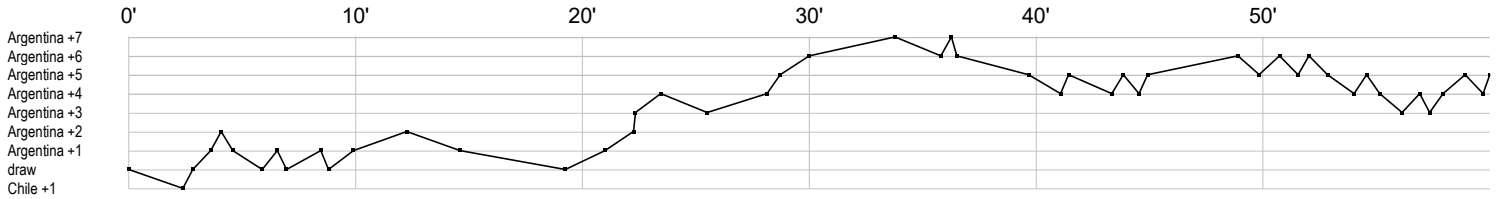
(8 - 14) (14 - 13)

11.8.2023. 12:30

Attendance: 45

Center Zamet

Referees: Yufeng Cheng (CHN) / Yunlei Zhou (CHN)



Chile

1 Latorre F	s r r r r s sr r bp s s r r r s r r r r r s s r r r
4 Hizmeri L	
5 Castillo F	t f g f f
7 Sovino J	t g g a t t t c f g f t
8 Zamora F	
10 Gonzalez M	
12 Ramos A	
14 Abarca M	b f x
16 Chinchon D	
17 Hernández C	f t f i f e b p e i f a g a p g f g g f t
18 Oyarzún C	f a f g t g f f e f p t t g t f p g a a g g
19 Jn Charles J	c
24 Moreno S	2 f g f f x f 2 f g
28 García M	
29 Aracena J	g b g g
77 Gonzalez D	t p ff ta

Argentina

1 Diotallevi S	s r a r r r a r s pss r s a bpr sa s s r r r r r r
3 Gallardo B	t t c g t
4 Rozitchner E	g f g t
5 Belenky F	x c a x g f g b
6 Arrom M	g g a f
8 Gull J	g bg f p b a t f 2c ia x f g a bf
11 Obregon	f a pi g p t a g f p g g eg
12 Rodriguez L	s s r r r r r sr r
15 Ojea Cristino	f f f f g f p
17 Ortmann L	t p t t
18 Montoto J	
19 Ortileb	f
21 Pallero F	g bg ft b f
24 Rodriguez N	g bg f f b
30 Barcelo	e b g a e t ft g
79 Tarazi Munoz	g f f 2

In game	g Goal scored	f Missed shot	a Assist	t Technical faults	b Steal
2 2min suspension	e Earned 7m	c Committed 7m	y Yellow card	r Red Card	k Blue card
i Earned 2min.	x Block	4 4min suspension	p Pass for clear chance	s Saved shot	r Received goal