



10th Men's Youth (U19) World Championship

Croatia

Final Round, 11-12. place



Match Team Statistics

Match No. 103

Hungary 40 - 24 Saudi Arabia

(20 - 10) (20 - 14)

11.8.2023. 17:30

Attendance: 50

Josip Samardžija Bepo Hall

Referees: Davor Loncar (CRO) / Zoran Loncar (CRO)

Hungary

| # | Surname and name | S | Goals / shots | | | | | | | | | Attack | | | | Def. | | | Penalties | | | | TP | | | | | | |
|----|-----------------------|---|---------------|-----|------|-----|------|-----|------|------|-----|--------|----|----|----|------|-----|----|-----------|----|----|---|----|---|--|--|--|-------|--|
| | | | Tot. | % | 9m | 6m | Wing | 7m | FB | Brk. | LD | As. | PC | E7 | E2 | TF | St. | C7 | Blk | YC | 2m | R | | B | | | | | |
| 1 | LOVISTYEK László | S | | | | | | | | | | | | | 1 | | | | | | | | | | | | | 41:11 | |
| 7 | TERJÉK Roland | S | 5/6 | 83 | | | | 3/3 | | | | | | | | | | | | | | | | | | | | 30:00 | |
| 16 | RADVÁNSZKI Attila | | | | | | | | | | | | | | 1 | | | | | | | | | | | | | 13:29 | |
| 17 | CSÓRGO Kristóf | S | 5/5 | 100 | 1/1 | | | | | 1/1 | 2/2 | 1/1 | | 4 | | | | | | | | | | | | | | 21:57 | |
| 20 | KATHI Sándor | S | 0/2 | 0 | | | | | | 0/1 | 0/1 | | | 2 | | | | | | | | | | | | | | 40:24 | |
| 21 | FERCSIK Dániel | | 2/3 | 67 | 0/1 | 2/2 | | | | | | | | 5 | | | 1 | 3 | 2 | | | | | | | | | 22:38 | |
| 24 | FEKETE Gellért István | S | | | | | | | | | | | | | | | | | | | | | | | | | | 15:32 | |
| 26 | NAGY Adám | | 1/2 | 50 | 0/1 | | | | | | | | | | 1 | 1 | 2 | | | | | | | | | | | 22:17 | |
| 34 | SZUCS Balázs | | 6/7 | 86 | | 1/1 | 1/2 | 1/1 | 3/3 | | | | | | | | | | | | | | | | | | | 28:21 | |
| 54 | BALOGH Botond | | 3/4 | 75 | | 3/3 | | | | | | 0/1 | | | 1 | | | | | | | | | | | | | 39:23 | |
| 68 | TÖRÖK-VIDA Zsombor | | 2/3 | 67 | | 1/1 | | | | 1/1 | | 0/1 | | | | | | | | | | | | | | | | 21:36 | |
| 77 | KOVÁCS Tamás | S | 4/5 | 80 | 1/2 | | | | | | 3/3 | | | 3 | | | | | | | | | | | | | | 13:45 | |
| 79 | HERMANN Hunor | | 3/8 | 38 | 1/4 | | | | 1/1 | | 1/1 | 0/2 | | 2 | | | | | | | | | | | | | | 35:42 | |
| 88 | MOLNÁR Robin | S | 4/4 | 100 | | | | 3/3 | | | | 1/1 | | | | 1 | 1 | 1 | 1 | | | | | | | | | 32:07 | |
| 90 | TÓTH Levente | | 1/1 | 100 | 1/1 | | | | | | | | | 2 | | | | | | | | | | | | | | 4:44 | |
| 93 | SZEPESI Zsombor | | 4/4 | 100 | | 1/1 | 2/2 | | 1/1 | | | | | 1 | | | | | | | | | | | | | | 36:46 | |
| | Team / bench | | | | | | | | | | | | | | | | | | | | | | | | | | | | |
| | UKUPNO | | 40/54 | 74 | 4/10 | 8/8 | 9/10 | 2/2 | 8/10 | 7/8 | 2/6 | 21 | 2 | 2 | 4 | 17 | 9 | 4 | 0 | 0 | 7 | 0 | 0 | | | | | | |

| # | Surname and name | Saves / shots | | | | | | | | |
|----|-------------------|---------------|----|-----|------|------|-----|-----|------|-----|
| | | Tot. | % | 9m | 6m | Wing | 7m | FB | Brk. | LD |
| 1 | LOVISTYEK László | 9/23 | 39 | 4/6 | 3/6 | 1/3 | 0/2 | 0/2 | 1/4 | |
| 16 | RADVÁNSZKI Attila | 4/13 | 31 | 1/1 | 0/4 | 1/2 | 0/1 | 2/3 | 0/2 | |
| | TOTAL | 13/36 | 36 | 5/7 | 3/10 | 2/5 | 0/3 | 2/5 | 1/6 | 0/0 |

Coach: Akos Kis

Number of attacks: 71, Efficiency: 56%, Average Duration: 21.30 seconds

Attack by type of defense

| | Shots | 9m | 6m | Wing | TF | E7 | E2 |
|-------------|-------|-----|-----|------|----|----|----|
| On def. 6-0 | 0/1 | 0/1 | 0/0 | 0/0 | 1 | 0 | 0 |
| On def. 5-1 | 26/33 | 4/9 | 7/7 | 8/9 | 16 | 2 | 4 |
| Fastbreak | 8/10 | | | | 0 | 0 | 0 |

Defense by type

| | Total | 9m | 6m | Wing | Stl. | C7 | 2m |
|-----------|-------|-----|------|------|------|----|----|
| Def. 6-0 | 16/32 | 2/9 | 7/10 | 3/7 | 9 | 4 | 0 |
| Fastbreak | 3/5 | | | | 0 | 0 | 7 |

Attack with superiority / minority / goalkeeper out

| | Attack | | | | Reaction | | |
|-----------------|--------|------|-------|----|----------|-----|------|
| | Att. | Eff. | Shots | TF | FB | LD | Tot. |
| 6 on 6 (GK out) | 12 | 50% | 6/8 | 4 | 0/0 | 1/1 | 1/1 |
| 6 on 6 | 42 | 52% | 22/31 | 11 | | | |
| 6 on 5 | 10 | 80% | 8/10 | 0 | | | |
| 5 on 6 | 7 | 57% | 4/5 | 2 | | | |

Player superiority / GK out counted at the end of attack (in case it changes during attack)

Defense with superiority / minority / goalkeeper out

| | Attack | | | | Reaction | | |
|-----------------|--------|------|-------|----|----------|-----|------|
| | Att. | Eff. | Shots | TF | FB | LD | Tot. |
| 7 on 6 (GK out) | 1 | 100% | 1/1 | 0 | 0/0 | 0/0 | 0/0 |
| 6 on 6 (GK out) | 7 | 29% | 2/4 | 3 | 0/0 | 2/4 | 2/4 |
| 6 on 6 | 42 | 31% | 13/24 | 18 | | | |
| 6 on 5 | 20 | 40% | 8/14 | 6 | | | |

Numbers show attacking numbers of opponent. Lower efficiency of opponent means better defense of this team

Jersey number Tot. Total shooting 6m 6m (line) shooting 9m 9m shooting Wng Wing shooting FB Fastbreak sh. 7m 7m penalty sh.
 Brk. Breakthrough sh. LD Long distance sh. As. Assists PC Pass clear chance E7 Earned 7m pen. TF Technical faults St. Steals
 2m 2m punishments C7. Committed 7m E2 Earned 2m pun. YC. Yellow cards R/B Red/Blue cards Blk. Blocks S Starting Line-up



10th Men's Youth (U19) World Championship

Croatia

Final Round, 11-12. place



Match Team Statistics

Match No. 103

Hungary 40 - 24 Saudi Arabia

(20 - 10) (20 - 14)

11.8.2023. 17:30

Attendance: 50

Josip Samardžija Bepo Hall

Referees: Davor Loncar (CRO) / Zoran Loncar (CRO)

Shot distribution by player

| | | | | | | |
|---|------------------------------------|-------------------------------|-------------------------------------|---------------------|------------------------------|---------------------------------------|
| 7 R. Terjek 1/1 0/1 1/1 1/1 2/2 1/1 lob | 17 K. Csörgö 1/1 2/2 2/2 | 20 S. Kathi 0/1 0/1 | 21 D. Fercsik 1/1 0/1 1/1 | 24 G. Fekete | 26 Á. Nagy 1/1 0/1 | 34 B. Szucs 1/2 1/1 1/1 3/3 |
|---|------------------------------------|-------------------------------|-------------------------------------|---------------------|------------------------------|---------------------------------------|

| | | | | | | |
|------------------------------------|------------------------------------|---|--|------------------------------------|--------------------------|-------------------------------------|
| 54 B. Balogh 0/1 1/1 1/1 | 68 Z. Török-Vida 1 miss. | 77 T. Kovács 2/2 1 post 1/1 1/1 | 79 H. Hermann 0/1 1 post 3 miss. 1/1 2/2 | 88 R. Molnár 1/1 1/1 2/2 | 90 L. Tóth 1/1 | 93 Z. Szepesi 1/1 1/1 2/2 |
|------------------------------------|------------------------------------|---|--|------------------------------------|--------------------------|-------------------------------------|

TOTAL

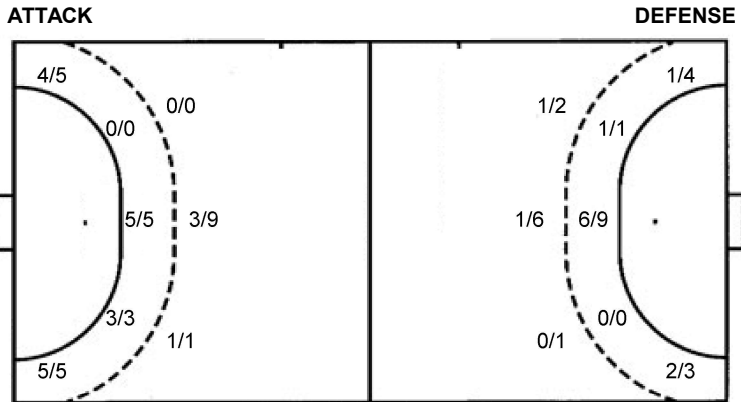
| | | |
|-------|-----|-------|
| 7/8 | 1/2 | 5/6 |
| 1/2 | | 3/5 |
| 11/11 | | 11/13 |

2 post 4 miss. 1/1 lob

Saves distribution goalkeepers

| | | |
|--|--|---|
| 1 L. Lovistyek 0/3 1/2 3/4 2/5 | 16 A. Radvánszki 0/3 2/3 0/3 | TOTAL 0/6 1/2 1/2 5/7 3/4 2/8 1/6 |
|--|--|---|

Shots by position



| | | | |
|--------------|------|--------------|-----|
| 7m penalties | 2/2 | 7m penalties | 3/4 |
| Fastbreak | 8/10 | Fastbreak | 3/5 |
| Breakthrough | 7/8 | Breakthrough | 5/7 |
| Long dist. | 2/6 | Long dist. | 1/1 |

Shooting statistics

| Position | Goals | Sav. | Miss. | Post | Blk. | Total | % |
|--------------|-----------|----------|----------|----------|----------|-----------|-----------|
| Back (9m) | 4 | 3 | 1 | 2 | 0 | 10 | 40 |
| Line (6m) | 8 | 0 | 0 | 0 | 0 | 8 | 100 |
| Wing | 9 | 1 | 0 | 0 | 0 | 10 | 90 |
| 7m penalties | 2 | 0 | 0 | 0 | 0 | 2 | 100 |
| Fastbreak | 8 | 2 | 0 | 0 | 0 | 10 | 80 |
| Breakthrough | 7 | 1 | 0 | 0 | 0 | 8 | 88 |
| Total | 38 | 7 | 1 | 2 | 0 | 48 | 79 |

Jersey number Tot. Total shooting 6m 6m (line) shooting 9m 9m shooting Wng Wing shooting FB Fastbreak sh. 7m 7m penalty sh.
 Brk. Breakthrough sh. LD Long distance sh. As. Assists PC Pass clear chance E7 Earned 7m pen. TF Technical faults St. Steals
 2m 2m punishments C7. Committed 7m E2 Earned 2m pun. YC. Yellow cards R/B Red/Blue cards Blk. Blocks S Starting Line-up



10th Men's Youth (U19) World Championship

Croatia

Final Round, 11-12. place



Match Team Statistics

Match No. 103

Hungary 40 - 24 Saudi Arabia

(20 - 10) (20 - 14)

11.8.2023. 17:30

Attendance: 50

Josip Samardžija Bepo Hall

Referees: Davor Loncar (CRO) / Zoran Loncar (CRO)

Saudi Arabia

| # | Surname and name | S | Goals / shots | | | | | | | | Attack | | | | | Def. | | | Penalties | | | | TP | | | | | |
|--------------|---------------------|---|---------------|-----|-----|------|------|-----|-----|------|--------|-----|----|----|----|------|-----|----|-----------|----|----|---|----|---|---|--|--|-------|
| | | | Tot. | % | 9m | 6m | Wing | 7m | FB | Brk. | LD | As. | PC | E7 | E2 | TF | St. | C7 | Blk | YC | 2m | R | | B | | | | |
| 5 | ALFADEL Hassan | | 4/4 | 100 | | 4/4 | | | | | | | | | 1 | | 2 | 2 | 2 | | | | | | | | | 28:06 |
| 10 | ALTWALAB Ahmed | | 2/4 | 50 | 1/3 | | | | | | | | | | | 2 | | 1 | 4 | | | | | | | | | 25:55 |
| 14 | ALABASS Jawad | | | | | | | | | | | | | | 1 | | | | | | | | | | | | | 22:57 |
| 16 | ALSAFWANI Hussain | S | | | | | | | | | | | | | | | | | | | | | | | | | | 13:33 |
| 17 | ALQAID Mohammed | | 0/2 | 0 | | | | 0/2 | | | | | | | | | | | | | | | | | | | | 33:38 |
| 18 | AL FARDAN Sajjad | | 0/4 | 0 | 0/1 | | | | | 0/2 | 0/1 | | | | 2 | | | | 2 | 2 | | | | | 2 | | | 39:04 |
| 21 | ALMUYINI Salman | | | | | | | | | | | | | | | | | | | | | | | | | | | 19:02 |
| 25 | ALBAIDI Ahmed | | 2/5 | 40 | 0/2 | 1/1 | | | | | 1/2 | | | 1 | | | | | 5 | | | | | | | | | 18:21 |
| 27 | ALMOUWAIS Hussain | | 2/2 | 100 | | | | | 1/1 | 1/1 | | | | | | | | | | | | | | | | | | 18:22 |
| 39 | AL SAEED Ahmed | S | 3/4 | 75 | 0/1 | | | | 1/1 | | 2/2 | | | 1 | | 1 | 5 | | | | | | | | | | | 31:45 |
| 44 | ALHARBI Atiah | S | 1/1 | 100 | | | | | | | 1/1 | | | | | 1 | 2 | | 1 | | | | | 1 | | | | 26:16 |
| 57 | ALABASS Mahdi | S | 2/3 | 67 | | | | 1/2 | | | | | | | | | | | | 1 | | | | | | | | 36:17 |
| 59 | AL SHUWIKHAT Danyal | | 1/1 | 100 | | 1/1 | | | | | | | | | | 1 | | | | 1 | | | | 1 | | | | 27:06 |
| 77 | ABUSARER Maitham | S | 0/3 | 0 | | 0/3 | | | | | | | | | | | | | | | | | | 1 | | | | 12:10 |
| 90 | ALTURKI Qasem | S | 2/3 | 67 | 1/2 | 1/1 | | | | | | | | 2 | 2 | 1 | 2 | 7 | | | | | | | | | | 25:50 |
| 99 | FURAIJ Hussain | S | 5/7 | 71 | | | | 2/3 | 1/2 | 2/2 | | | | | | | | | | | | | | | | | | 41:38 |
| Team / bench | | | | | | | | | | | | | | | | | | | | | | | | | | | | |
| UKUPNO | | | 24/43 | 56 | 2/9 | 7/10 | 3/7 | 3/4 | 3/5 | 5/7 | 1/1 | | | 7 | 5 | 4 | 7 | 27 | 3 | 2 | 0 | 1 | 4 | 0 | 0 | | | |

| # | Surname and name | Saves / shots | | | | | | | | |
|-------|-------------------|---------------|----|-----|-----|------|-----|------|------|-----|
| | | Tot. | % | 9m | 6m | Wing | 7m | FB | Brk. | LD |
| 14 | ALABASS Jawad | 5/21 | 24 | 2/5 | 0/2 | 0/2 | 0/2 | 1/5 | 1/4 | 1/1 |
| 16 | ALSAFWANI Hussain | 1/10 | 10 | | 0/2 | 0/3 | | 1/1 | 0/4 | |
| 21 | ALMUYINI Salman | 2/15 | 13 | 1/2 | 0/4 | 1/5 | | 0/4 | | |
| TOTAL | | 8/46 | 17 | 3/7 | 0/8 | 1/10 | 0/2 | 4/10 | 1/8 | 1/1 |

Coach: Juan Lopez

Number of attacks: 70, Efficiency: 34%, Average Duration: 30.13 seconds

Attack by type of defense

| | Shots | 9m | 6m | Wing | TF | E7 | E2 |
|-------------|-------|-----|------|------|----|----|----|
| On def. 6-0 | 16/32 | 2/9 | 7/10 | 3/7 | 27 | 4 | 7 |
| Fastbreak | 3/5 | | | | 0 | 0 | 0 |

Defense by type

| | Total | 9m | 6m | Wing | Stl. | C7 | 2m |
|-----------|-------|-----|-----|------|------|----|----|
| Def. 6-0 | 0/1 | 0/1 | 0/0 | 0/0 | 0 | 0 | 0 |
| Def. 5-1 | 26/33 | 4/9 | 7/7 | 8/9 | 3 | 2 | 1 |
| Fastbreak | 8/10 | | | | 0 | 0 | 3 |

Attack with superiority / minority / goalkeeper out

| | Attack | | | | Reaction | | |
|-----------------|--------|------|-------|----|----------|-----|------|
| | Att. | Eff. | Shots | TF | FB | LD | Tot. |
| 7 on 6 (GK out) | 1 | 100% | 1/1 | 0 | 0/0 | 0/0 | 0/0 |
| 6 on 6 (GK out) | 7 | 29% | 2/4 | 3 | 0/0 | 2/4 | 2/4 |
| 6 on 6 | 42 | 31% | 13/24 | 18 | | | |
| 6 on 5 | 20 | 40% | 8/14 | 6 | | | |

Player superiority / GK out counted at the end of attack (in case it changes during attack)

Defense with superiority / minority / goalkeeper out

| | Attack | | | | Reaction | | |
|-----------------|--------|------|-------|----|----------|-----|------|
| | Att. | Eff. | Shots | TF | FB | LD | Tot. |
| 6 on 6 (GK out) | 12 | 50% | 6/8 | 4 | 0/0 | 1/1 | 1/1 |
| 6 on 6 | 42 | 52% | 22/31 | 11 | | | |
| 6 on 5 | 10 | 80% | 8/10 | 0 | | | |
| 5 on 6 | 7 | 57% | 4/5 | 2 | | | |

Numbers show attacking numbers of opponent. Lower efficiency of opponent means better defense of this team

Jersey number Tot. Total shooting 6m 6m (line) shooting 9m 9m shooting Wng Wing shooting FB Fastbreak sh. 7m 7m penalty sh.
 Brk. Breakthrough sh. LD Long distance sh. As. Assists PC Pass clear chance E7 Earned 7m pen. TF Technical faults St. Steals
 2m 2m punishments C7. Committed 7m E2 Earned 2m pun. YC. Yellow cards R/B Red/Blue cards Blk. Blocks S Starting Line-up

Handball statistics and livescore by Toma-soft ltd (www.toma-soft.hr)



10th Men's Youth (U19) World Championship

Croatia

Final Round, 11-12. place



Match Team Statistics

Match No. 103

Hungary 40 - 24 Saudi Arabia

(20 - 10) (20 - 14)

11.8.2023. 17:30

Attendance: 50

Josip Samardžija Bepo Hall

Referees: Davor Loncar (CRO) / Zoran Loncar (CRO)

Shot distribution by player

5 H. Alfadel

| | | |
|-----|--|-----|
| 2/2 | | |
| | | |
| 1/1 | | 1/1 |

10 A. Altwalab

| | | |
|-----|-----|--|
| 1/1 | 1/1 | |
| 0/1 | | |
| | | |

1 miss.

17 M. Alqaid

| | | |
|-----|--|--|
| | | |
| 0/1 | | |
| | | |

1 post

18 S. Al Fardan

| | | |
|-----|--|-----|
| | | 0/1 |
| 0/1 | | |
| 0/1 | | |

1 post

25 A. Alobaidi

| | | |
|-----|--|-----|
| | | 1/1 |
| 0/1 | | 0/1 |
| | | 1/1 |

1 miss.

27 H. Almouwais

| | | |
|-----|--|-----|
| 1/1 | | |
| | | |
| | | 1/1 |

39 A. Al Saeed

| | | |
|-----|--|-----|
| | | |
| 1/1 | | 0/1 |
| 2/2 | | |

44 A. Alharbi

| | | |
|-----|--|--|
| | | |
| 1/1 | | |
| | | |

57 M. Alabass

| | | |
|-----|--|-----|
| | | |
| 1/1 | | 1/2 |
| | | |

59 D. Al Shuwikhat

| | | |
|--|--|-----|
| | | |
| | | 1/1 |
| | | |

77 M. Abusarer

| | | |
|-----|-----|--|
| | 0/1 | |
| 0/1 | | |
| 0/1 | | |

90 Q. Alturki

| | | |
|-----|--|-----|
| 1/1 | | |
| | | 1/2 |
| | | |

99 H. Furajj

| | | |
|-----|--|-----|
| 1/1 | | |
| | | |
| 2/2 | | 1/1 |

2 miss. 1/1 lob

TOTAL

| | | |
|-----|-----|-----|
| 6/6 | 1/2 | 1/2 |
| 2/7 | | 1/4 |
| 6/8 | | 6/7 |

2 post 4 miss. 1/1 lob

Saves distribution goalkeepers

14 J. Alabass

| | | |
|-----|-----|-----|
| 0/2 | 1/1 | 1/1 |
| 1/1 | | 0/3 |
| 0/3 | | 2/9 |

16 H. Alsafwani

| | | |
|-----|--|-----|
| 0/2 | | 0/3 |
| | | 1/1 |
| 0/3 | | 0/1 |

21 S. Almuyini

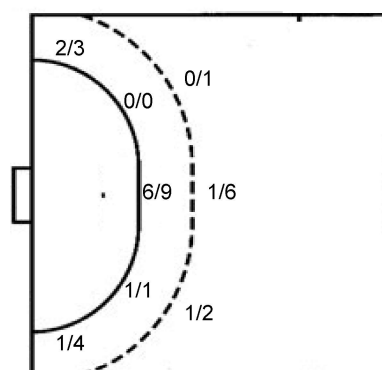
| | | |
|-----|--|-----|
| 1/4 | | 0/2 |
| 0/1 | | 1/1 |
| 0/5 | | 0/2 |

TOTAL

| | | |
|------|-----|------|
| 1/8 | 1/1 | 1/6 |
| 1/2 | | 2/5 |
| 0/11 | | 2/12 |

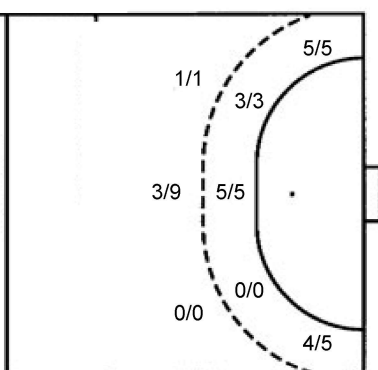
Shots by position

ATTACK



7m penalties 3/4
Fastbreak 3/5
Breakthrough 5/7
Long dist. 1/1

DEFENSE



7m penalties 2/2
Fastbreak 8/10
Breakthrough 7/8
Long dist. 2/6

Shooting statistics

| Position | Goals | Sav. | Miss. | Post | Blk. | Total | % |
|--------------|-----------|-----------|----------|----------|----------|-----------|-----------|
| Back (9m) | 2 | 5 | 2 | 0 | 0 | 9 | 22 |
| Line (6m) | 7 | 3 | 0 | 0 | 0 | 10 | 70 |
| Wing | 3 | 2 | 1 | 1 | 0 | 7 | 43 |
| 7m penalties | 3 | 0 | 1 | 0 | 0 | 4 | 75 |
| Fastbreak | 3 | 2 | 0 | 0 | 0 | 5 | 60 |
| Breakthrough | 5 | 1 | 0 | 1 | 0 | 7 | 71 |
| Total | 23 | 13 | 4 | 2 | 0 | 42 | 55 |

Jersey number Tot. Total shooting 6m 6m (line) shooting 9m 9m shooting Wng Wing shooting FB Fastbreak sh. 7m 7m penalty sh.
Brk. Breakthrough sh. LD Long distance sh. As. Assists PC Pass clear chance E7 Earned 7m pen. TF Technical faults St. Steals
2m 2m punishments C7. Committed 7m E2 Earned 2m pun. YC. Yellow cards R/B Red/Blue cards Blk. Blocks S Starting Line-up

Handball statistics and livescore by Toma-soft ltd (www.toma-soft.hr)



10th Men's Youth (U19) World Championship

Croatia

Final Round, 11-12. place



Match Team Statistics

Match No. 103

Hungary 40 - 24 Saudi Arabia

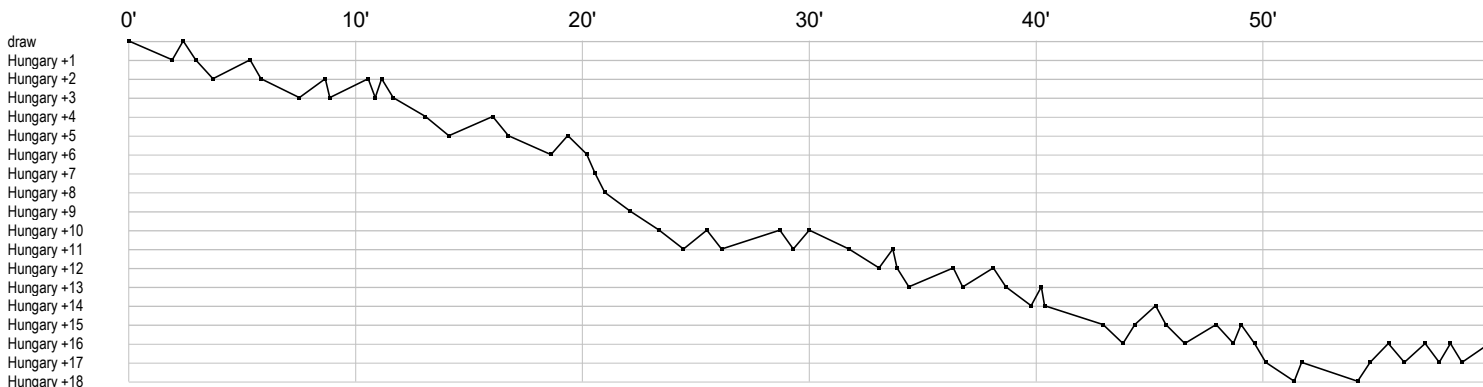
(20 - 10) (20 - 14)

11.8.2023. 17:30

Attendance: 50

Josip Samardžija Bepo Hall

Referees: Davor Loncar (CRO) / Zoran Loncar (CRO)



Hungary

| | |
|-----------------|---|
| 1 Lovistyek L | s r s s r s r r r r r s r t r s r r s sr r r ar s r |
| 7 Terjék R | g g f g bg g |
| 16 Radvánszki A | r sa r r r s r r rs rs |
| 17 Csörgő K | g a g t a a bg a bg t g |
| 20 Kathi S | a c f a f t t |
| 21 Fercsik D | g f ia a a a gbttba |
| 24 Fekete G | b 2 t 2 |
| 26 Nagy Á | i f 2 g ie p |
| 34 Szucs B | g g f g g g g |
| 54 Balogh B | t g g p f g |
| 68 Török-Vida Z | 2c g 2 g |
| 77 Kovács T | f t g a g at a g g |
| 79 Hermann H | 2c f a tgg f c t f g f ta f |
| 88 Molnár R | t g b ie gg g |
| 90 Tóth L | ta g a |
| 93 Szepesi Z | g g 2 bg ba g |

Saudi Arabia

| | |
|-----------------|--------------------------------------|
| 5 Alfadel H | g t t ie g ei a g g |
| 10 Altwalab A | t t i p g p t f t g f |
| 14 Alabass J | r s r r rrr r r sr s s r r r arr r r |
| 16 Alsafwani H | r r r rs r r r r r |
| 17 Alqaid M | f f |
| 18 Al Fardan S | f t a 2 t f 2 bf abf |
| 21 Almuyini S | r s r r r r r r r s r r r r |
| 25 Alobaidi A | t f t g f t t a f g t |
| 27 Almouwais H | g |
| 39 Al Saeed A | tp g t i f g t t g t |
| 44 Alharbi A | t t i 2c g |
| 57 Alabass M | g b |
| 59 Al Shuwikhat | g e 2c |
| 77 Abusarer M | f y f f |
| 90 Alturki Q | f i e t g p a t tt ta ip t g t |
| 99 Furajj H | f g g g g g f |

| | | | | | |
|-------------------|---------------|-------------------|-------------------------|--------------------|-----------------|
| In game | g Goal scored | f Missed shot | a Assist | t Technical faults | b Steal |
| 2 2min suspension | e Earned 7m | c Committed 7m | y Yellow card | r Red Card | k Blue card |
| i Earned 2min. | x Block | 4 4min suspension | p Pass for clear chance | s Saved shot | r Received goal |