



10th Men's Youth (U19) World Championship

Croatia

Group E, 1. round



Match Team Statistics

Match No. 9

Denmark 32 - 21 Chile

(16 - 12) (16 - 9)

2.8.2023. 13:30

Attendance: 300

Center Zamet

Referees: Hideki Furukawa (JPN) / Tetsuro Murata (JPN)

Denmark

#	Surname and name	S	Goals / shots									Attack				Def.			Penalties			TP						
			Tot.	%	9m	6m	Wing	7m	FB	Brk.	LD	As.	PC	E7	E2	TF	St.	C7	Blk	YC	2m		R	B				
2	BJERGFELT Mads	S	1/1	100																							19:42	
3	SCHMIDT Tobias Gregers	S	2/3	67	1/1	1/2																						21:41
4	NIELSEN Noah Moller Dahl		2/3	67				1/1			1/2																	29:42
5	TOMBAK Tobias		0/3	0	0/2	0/1										1					1	2	1	1				21:37
6	LARSSON Nikolaj Risbjerg	S	2/4	50	0/1	1/1									4	1									1			33:45
7	VILHELMOSEN Lasse Sunesen																											0:03
8	PEDERSEN Kasper Teglgard		1/2	50		0/1																				1		22:14
10	PEDERSEN Frederik Emil	S	6/8	75	1/2	2/3									2	3					2	2	1	1			1	35:26
11	LAURIDSEN Mads Aarhus	S	4/6	67				4/6																				35:16
12	EICHHORST Malte Julius Johnsson		1/1	100											1													28:47
15	DALBY William Enoch	S	3/5	60		1/1	1/2	0/1	1/1						1													31:43
16	LUNDORF Simon Meinby	S													1													27:58
21	OVERBY Silas		1/4	25	0/3	1/1									1	1										2	1	26:44
25	DAHLGAARD Morten Kaalund														3											1	1	23:56
32	TONNESEN Emil Oxenvad		4/5	80	1/2										2	2	1											31:26
34	JAGERUM Frederik Reinholdt		5/6	83				1/2			4/4																	30:00
Team / bench																												
UKUPNO			32/51	63	3/11	6/10	7/11	0/1	7/8	7/8	2/2				15	8	1	2	11		7	2	2	1	3	0	0	

#	Surname and name	Saves / shots								
		Tot.	%	9m	6m	Wing	7m	FB	Brk.	LD
12	EICHHORST Malte Julius Johnsson	5/14	36	3/5	2/6		0/1		0/2	
16	LUNDORF Simon Meinby	5/16	31	4/8	1/2	0/2	0/1		0/3	
TOTAL		10/30	33	7/13	3/8	0/2	0/2	0/0	0/5	0/0

Coach: Simon Scholer Raadahl Sorensen

Number of attacks: 58, Efficiency: 55%, Average Duration: 23.95 seconds

Attack by type of defense

	Shots	9m	6m	Wing	TF	E7	E2
On def. 6-0	4/5	1/1	1/1	1/2	2	0	0
On def. 5-1	17/31	2/10	4/8	5/6	9	1	2
Fastbreak	7/8				0	0	0

Defense by type

	Total	9m	6m	Wing	Stl.	C7	2m
Def. 6-0	18/35	6/19	5/9	2/2	7	2	0
Fastbreak	0/0				0	0	3

Attack with superiority / minority / goalkeeper out

	Attack				Reaction		
	Att.	Eff.	Shots	TF	FB	LD	Tot.
7 on 6 (GK out)	4	75%	3/4	0	0/0	0/0	0/0
6 on 6 (GK out)	3	33%	1/2	1	0/0	1/2	1/2
6 on 5 (GK out)	1	100%	1/1	0	0/0	0/0	0/0
6 on 6	46	52%	24/37	9			
6 on 5	3	100%	3/3	0			
5 on 6	1	0%	0/0	1			

Player superiority / GK out counted at the end of attack (in case it changes during attack)

Defense with superiority / minority / goalkeeper out

	Attack				Reaction		
	Att.	Eff.	Shots	TF	FB	LD	Tot.
6 on 6 (GK out)	2	0%	0/0	2	1/1	1/1	2/2
6 on 6	47	36%	17/30	17			
7 on 5 (GK out)	1	100%	1/1	0	0/0	0/0	0/0
6 on 5	5	40%	2/4	1			
5 on 5	1	100%	1/1	0			

Numbers show attacking numbers of opponent. Lower efficiency of opponent means better defense of this team

Jersey number Tot. Total shooting 6m 6m (line) shooting 9m 9m shooting Wng Wing shooting FB Fastbreak sh. 7m 7m penalty sh.
 Brk. Breakthrough sh. LD Long distance sh. As. Assists PC Pass clear chance E7 Earned 7m pen. TF Technical faults St. Steals
 2m 2m punishments C7. Committed 7m E2 Earned 2m pun. YC. Yellow cards R/B Red/Blue cards Blk. Blocks S Starting Line-up



10th Men's Youth (U19) World Championship

Croatia

Group E, 1. round



Match Team Statistics

Match No. 9

Denmark 32 - 21 Chile

(16 - 12) (16 - 9)

2.8.2023. 13:30

Attendance: 300

Center Zamet

Referees: Hideki Furukawa (JPN) / Tetsuro Murata (JPN)

Shot distribution by player

2 M. Bjergfelt	3 T. Schmidt	4 N. Nielsen	5 T. Tombak	6 N. Larsson	7 L. Vilhelmsen	8 K. Pedersen
1/1	0/1 1/1	0/1 2/2	0/1	1/1 0/1		1/1 0/1
			1 post 1 miss.			
10 F. Pedersen	11 M. Lauridsen	15 W. Dalby	21 S. Overby	25 M. Dahlgaard	32 E. Tonnesen	34 F. Jagerum
2/3 1/1	1/1 0/1 1/1	1/1 1/1	1/1		1/1 3/3	1/1 1/1
	1 post	2 post	3 miss.		1 miss.	1 miss. 1/1 lob

TOTAL

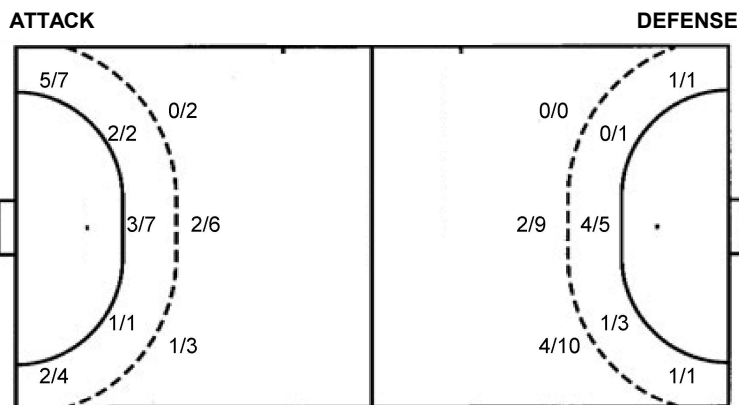
6/9	11/11
1/2	0/1
6/7	6/8

4 post 6 miss. 1/1 lob

Saves distribution goalkeepers

12 M. Eichhorst	16 S. Lundorf	TOTAL
2/4 0/1 1/3	0/3 2/3 1/3	2/7 0/1 2/6
1/1 0/1 1/3	2/3 2/7	3/4 0/1 3/10

Shots by position



7m penalties 0/1
Fastbreak 7/8
Breakthrough 7/8
Long dist. 2/2

7m penalties 2/2
Fastbreak 0/0
Breakthrough 5/5
Long dist. 1/2

Shooting statistics

Position	Goals	Sav.	Miss.	Post	Blk.	Total	%
Back (9m)	3	2	5	1	0	11	27
Line (6m)	6	4	0	0	0	10	60
Wing	7	1	1	2	0	11	64
7m penalties	0	0	0	1	0	1	0
Fastbreak	7	1	0	0	0	8	88
Breakthrough	7	1	0	0	0	8	88
Total	30	9	6	4	0	49	61

Jersey number Tot. Total shooting 6m 6m (line) shooting 9m 9m shooting Wng Wing shooting FB Fastbreak sh. 7m 7m penalty sh.
Brk. Breakthrough sh. LD Long distance sh. As. Assists PC Pass clear chance E7 Earned 7m pen. TF Technical faults St. Steals
2m 2m punishments C7. Committed 7m E2 Earned 2m pun. YC. Yellow cards R/B Red/Blue cards Blk. Blocks S Starting Line-up

Handball statistics and livescore by Toma-soft ltd (www.toma-soft.hr)



10th Men's Youth (U19) World Championship

Croatia

Group E, 1. round



Match Team Statistics

Match No. 9

Denmark 32 - 21 Chile

(16 - 12) (16 - 9)

2.8.2023. 13:30

Attendance: 300

Center Zamet

Referees: Hideki Furukawa (JPN) / Tetsuro Murata (JPN)

Chile

#	Surname and name	S	Goals / shots									Attack					Def.			Penalties			TP							
			Tot.	%	9m	6m	Wing	7m	FB	Brk.	LD	As.	PC	E7	E2	TF	St.	C7	Blk	YC	2m	R		B						
1	LATORRE Francisco	S																											22:27	
4	HIZMERI Luciano		3/4	75		3/4																					1		29:26	
5	CASTILLO Fernando	S	3/3	100			1/1	2/2																					31:26	
7	SOVINO Javier	S	3/7	43	3/6	0/1																						1	37:12	
8	ZAMORA Franco																												17:04	
10	GONZALEZ Maximiliano		1/2	50	0/1																								13:22	
12	RAMOS Alvaro																												5:50	
14	ABARCA Martín																												29:29	
16	CHINCHON Damian		0/1	0																									27:39	
17	HERNÁNDEZ Camilo	S	4/7	57	1/4	1/1																							48:27	
18	OYARZÚN Cristóbal	S	0/2	0	0/2																								35:20	
19	JN CHARLES Jonas		1/1	100		1/1																							3:42	
24	MORENO Samuel	S	2/4	50	0/1	0/1																							36:37	
28	GARCIA Martín		2/4	50	2/3	0/1																							16:59	
29	ARACENA Juan		1/1	100																									25:27	
77	GONZALEZ Denny	S	1/3	33	0/2		1/1																						38:56	
Team / bench																														
UKUPNO			21/39	54	6/19	5/9	2/2	2/2	0/0	5/5	1/2	8	1	2	3	20	6	1	0	1	2	0	0							

#	Surname and name	Saves / shots								
		Tot.	%	9m	6m	Wing	7m	FB	Brk.	LD
1	LATORRE Francisco	3/18	17	1/3	1/4	1/6		0/1	0/3	0/1
12	RAMOS Alvaro	1/2	50		1/1	0/1				
16	CHINCHON Damian	5/20	25	1/2	2/5	0/1		1/6	1/5	0/1
TOTAL		9/40	23	2/5	4/10	1/8	0/0	1/7	1/8	0/2

Coach: Claudio Lira

Number of attacks: 56, Efficiency: 38%, Average Duration: 39.48 seconds

Attack by type of defense

	Shots	9m	6m	Wing	TF	E7	E2
On def. 6-0	18/35	6/19	5/9	2/2	20	2	3
Fastbreak	0/0				0	0	0

Defense by type

	Total	9m	6m	Wing	Stl.	C7	2m
Def. 6-0	4/5	1/1	1/1	1/2	0	0	0
Def. 5-1	17/31	2/10	4/8	5/6	6	1	0
Fastbreak	7/8				0	0	2

Attack with superiority / minority / goalkeeper out

	Attack				Reaction		
	Att.	Eff.	Shots	TF	FB	LD	Tot.
6 on 6 (GK out)	2	0%	0/0	2	1/1	1/1	2/2
6 on 6	47	36%	17/30	17			
7 on 5 (GK out)	1	100%	1/1	0	0/0	0/0	0/0
6 on 5	5	40%	2/4	1			
5 on 5	1	100%	1/1	0			

Player superiority / GK out counted at the end of attack (in case it changes during attack)

Defense with superiority / minority / goalkeeper out

	Attack				Reaction		
	Att.	Eff.	Shots	TF	FB	LD	Tot.
7 on 6 (GK out)	4	75%	3/4	0	0/0	0/0	0/0
6 on 6 (GK out)	3	33%	1/2	1	0/0	1/2	1/2
6 on 5 (GK out)	1	100%	1/1	0	0/0	0/0	0/0
6 on 6	46	52%	24/37	9			
6 on 5	3	100%	3/3	0			
5 on 6	1	0%	0/0	1			

Numbers show attacking numbers of opponent. Lower efficiency of opponent means better defense of this team

Jersey number Tot. Total shooting 6m 6m (line) shooting 9m 9m shooting Wng Wing shooting FB Fastbreak sh. 7m 7m penalty sh.
 Brk. Breakthrough sh. LD Long distance sh. As. Assists PC Pass clear chance E7 Earned 7m pen. TF Technical faults St. Steals
 2m 2m punishments C7 Committed 7m E2 Earned 2m pun. YC Yellow cards R/B Red/Blue cards Blk. Blocks S Starting Line-up



10th Men's Youth (U19) World Championship

Croatia

Group E, 1. round



Match Team Statistics

Match No. 9

Denmark 32 - 21 Chile

(16 - 12) (16 - 9)

2.8.2023. 13:30

Attendance: 300

Center Zamet

Referees: Hideki Furukawa (JPN) / Tetsuro Murata (JPN)

Shot distribution by player

4 L. Hizmeri

2/3		

1/1 lob

5 F. Castillo

1/1		
		2/2

7 J. Sovino

1/2		2/4

1 miss.

8 F. Zamora

10 M. Gonzalez

		1/1

1 block

14 M. Abarca

17 C. Hernández

1/1		0/2
1/1		2/2

1 miss.

18 C. Oyarzún

		0/1

1 block

19 J. Jn Charles

1/1		

24 S. Moreno

1/2		1/1

1 miss.

28 M. García

1/2		
		1/1

1 miss.

29 J. Aracena

		1/1

77 D. Gonzalez

1/1		
		0/1

1 block

TOTAL

5/7		1/4
1/1	1/1	1/1
4/6		7/10

4 miss. 3 block 1/1 lob

Saves distribution goalkeepers

1 F. Latorre

0/3		0/5
	1/1	
0/3		2/6

12 A. Ramos

		1/1

16 D. Chinchon

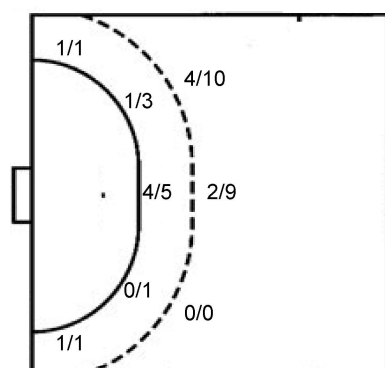
3/6		0/6
	0/1	
1/4	1/1	0/2

TOTAL

3/9		0/11
	1/2	1/1
1/7	1/1	2/8

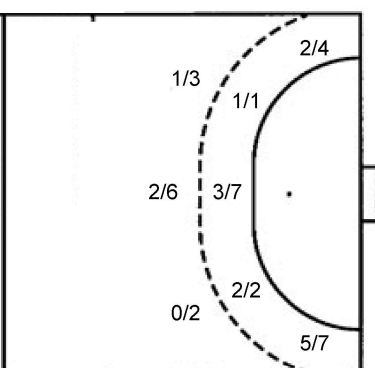
Shots by position

ATTACK



7m penalties 2/2
Fastbreak 0/0
Breakthrough 5/5
Long dist. 1/2

DEFENSE



7m penalties 0/1
Fastbreak 7/8
Breakthrough 7/8
Long dist. 2/2

Shooting statistics

Position	Goals	Sav.	Miss.	Post	Blk.	Total	%
Back (9m)	6	7	3	0	3	19	32
Line (6m)	5	3	1	0	0	9	56
Wing	2	0	0	0	0	2	100
7m penalties	2	0	0	0	0	2	100
Fastbreak	0	0	0	0	0	0	0
Breakthrough	5	0	0	0	0	5	100
Total	20	10	4	0	3	37	54

Jersey number Tot. Total shooting 6m 6m (line) shooting 9m 9m shooting Wng Wing shooting FB Fastbreak sh. 7m 7m penalty sh.
Brk. Breakthrough sh. LD Long distance sh. As. Assists PC Pass clear chance E7 Earned 7m pen. TF Technical faults St. Steals
2m 2m punishments C7. Committed 7m E2 Earned 2m pun. YC. Yellow cards R/B Red/Blue cards Blk. Blocks S Starting Line-up

Handball statistics and livescore by Toma-soft ltd (www.toma-soft.hr)

