



10th Men's Youth (U19) World Championship

Croatia

Group C, 1. round



Match Team Statistics

Match No. 5

Egypt 40 - 32 Japan

(21 - 16) (19 - 16)

2.8.2023. 13:30

Attendance: 100

Josip Samardžija Bepo Hall

Referees: Khasan Ismoilov (UZB) / Khasan Ismoilov (UZB)

Egypt

Players		Goals / shots									Attack				Def.		Penalties			TP						
#	Surname and name	S	Tot.	%	9m	6m	Wing	7m	FB	Brk.	LD	As.	PC	E7	E2	TF	St.	C7	Blk		YC	2m	R	B		
3	ELSAYED Mohamed	S	6/7	86	1/2	1/1		1/1		3/3		1			1	1						1			25:22	
5	KHALLAF Mohamed	S	2/4	50			1/2	0/1			1/1					1	1								32:05	
7	SHEHATA Omar		2/2	100			1/1		1/1																13:52	
8	HASHAD Ziad		5/6	83		3/3				2/3		6	1			1									29:46	
10	ABDELRAHIM Ziad		1/4	25	0/2	1/1				0/1						2	1								14:54	
14	RAGAB Feras		4/4	100	1/1	2/2			1/1			4					3	1							21:19	
16	AHMED Youssef		0/1	0							0/1														28:39	
20	MASOUD Belal		1/1	100			1/1					1				1									45:47	
22	MAHMOUD Mohamed	S	3/4	75	1/1	0/1				2/2		3	1		1	1		1				1			26:12	
30	SALAMA Youssef	S										1													26:51	
44	AZAB Moaz		1/1	100	1/1							1		1	1	1						1			25:21	
55	ELKHOUGA Ahmed	S	1/5	20	0/2	1/1				0/2						2									30:04	
64	ABDELHADY Omar	S	4/5	80	1/1	1/2			2/2			2				1	1								20:46	
71	SALEM Yassin	S	4/5	80	1/1		3/4																		27:55	
96	ISMAIL Ahmed		5/7	71		5/7							1	1		1	1		2		1				36:16	
99	ELBATTAWI Mohamed		1/2	50	1/1	0/1						1						1				1			14:51	
Team / bench																										
UKUPNO			40/58	69	6/11	15/20	6/8	1/2	4/4	7/11	1/2	20	3	2	3	15	4	3	2	0	5	0	0			

Goalkeepers		Saves / shots								
#	Surname and name	Tot.	%	9m	6m	Wing	7m	FB	Brk.	LD
16	AHMED Youssef	8/22	36	1/3	2/5	1/4	2/2	0/4	2/4	
30	SALAMA Youssef	3/19	16	2/2	0/5	0/6	0/2	0/2	1/2	
TOTAL		11/41	27	3/5	2/10	1/10	2/4	0/6	3/6	0/0

Coach: Mohamed Elalfy

Number of attacks: 73, Efficiency: 55%, Average Duration: 22.78 seconds

Attack by type of defense

	Shots	9m	6m	Wing	TF	E7	E2
On def. 6-0	26/36	5/9	11/13	4/5	12	2	3
On def. 5-1	5/8	1/2	2/3	2/3	3	0	0
Fastbreak	4/4				0	0	0

Defense by type

	Total	9m	6m	Wing	Stl.	C7	2m
Def. 6-0	19/40	2/12	6/6	8/13	4	3	0
Def. 5-1	1/2	0/1	0/0	1/1	0	0	0
Fastbreak	7/7				0	0	5

Attack with superiority / minority / goalkeeper out

	Attack				Reaction		
	Att.	Eff.	Shots	TF	FB	LD	Tot.
7 on 6 (GK out)	1	0%	0/1	0	0/0	0/0	0/0
6 on 6 (GK out)	9	56%	5/7	2	1/1	1/1	2/2
6 on 6	56	57%	32/44	12			
6 on 5	3	0%	0/3	0			
5 on 6	4	75%	3/3	1			

Player superiority / GK out counted at the end of attack (in case it changes during attack)

Defense with superiority / minority / goalkeeper out

	Attack				Reaction		
	Att.	Eff.	Shots	TF	FB	LD	Tot.
7 on 6 (GK out)	9	44%	4/6	3	0/0	1/1	1/1
6 on 6 (GK out)	4	25%	1/3	1	0/0	0/1	0/1
6 on 6	46	43%	20/32	14			
6 on 5	13	54%	7/9	4			

Numbers show attacking numbers of opponent. Lower efficiency of opponent means better defense of this team

Jersey number Tot. Total shooting 6m 6m (line) shooting 9m 9m shooting Wng Wing shooting FB Fastbreak sh. 7m 7m penalty sh.
 Brk. Breakthrough sh. LD Long distance sh. As. Assists PC Pass clear chance E7 Earned 7m pen. TF Technical faults St. Steals
 2m 2m punishments C7. Committed 7m E2 Earned 2m pun. YC. Yellow cards R/B Red/Blue cards Blk. Blocks S Starting Line-up



10th Men's Youth (U19) World Championship

Croatia

Group C, 1. round



Match Team Statistics

Match No. 5

Egypt 40 - 32 Japan

(21 - 16) (19 - 16)

2.8.2023. 13:30

Attendance: 100

Josip Samardžija Bepo Hall

Referees: Khasan Ismoilov (UZB) / Khasan Ismoilov (UZB)

Shot distribution by player

3 M. Elsayed

		1/1
1/1		1/1
1/2		2/2

5 M. Khalaf

0/1		
	1/1	

1 miss. 1/1 lob

7 O. Shehata

		1/1

1/1 lob

8 Z. Hashad

		1/1
2/3		2/2

10 Z. Abdelrahim

		1/1
0/1		

1 post 0/1 lob

14 F. Ragab

2/2		
	1/1	

1/1 lob

20 B. Masoud

1/1 lob

22 M. Mahmoud

1/1		
2/2		0/1

44 M. Azab

		1/1

55 A. Elkhouga

0/1		
1/2		

1 post 1 miss.

64 O. Abdelhady

1/1	1/1	1/1
0/1		
1/1		

71 Y. Salem

1/1		1/1
		1/1

1 post 1/1 lob

96 A. Ismail

		1/2
1/1		1/1
1/2		1/1

99 M. Elbattawi

1/1		

1 miss.

TOTAL

4/4	1/1	5/6
4/8		4/4
8/12	2/2	7/8

3 post 3 miss. 5/6 lob

Saves distribution goalkeepers

16 Y. Ahmed

		0/3
2/2		1/2
3/9	1/1	1/5

30 Y. Salama

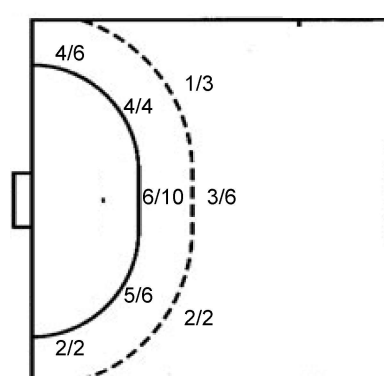
0/4		0/4
1/1		0/1
2/6		0/3

TOTAL

0/4		0/7
3/3		1/3
5/15	1/1	1/8

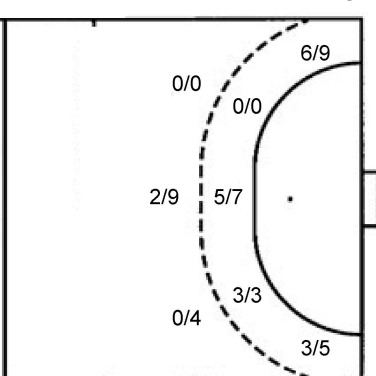
Shots by position

ATTACK



7m penalties 1/2
Fastbreak 4/4
Breakthrough 7/11
Long dist. 1/2

DEFENSE



7m penalties 2/4
Fastbreak 7/7
Breakthrough 3/9
Long dist. 1/1

Shooting statistics

Position	Goals	Sav.	Miss.	Post	Blk.	Total	%
Back (9m)	6	2	1	2	0	11	55
Line (6m)	15	4	1	0	0	20	75
Wing	6	0	1	1	0	8	75
7m penalties	1	1	0	0	0	2	50
Fastbreak	4	0	0	0	0	4	100
Breakthrough	7	4	0	0	0	11	64
Total	39	11	3	3	0	56	70

Jersey number Tot. Total shooting 6m 6m (line) shooting 9m 9m shooting Wng Wing shooting FB Fastbreak sh. 7m 7m penalty sh.
Brk. Breakthrough sh. LD Long distance sh. As. Assists PC Pass clear chance E7 Earned 7m pen. TF Technical faults St. Steals
2m 2m punishments C7. Committed 7m E2 Earned 2m pun. YC. Yellow cards R/B Red/Blue cards Blk. Blocks S Starting Line-up

Handball statistics and livescore by Toma-soft ltd (www.toma-soft.hr)



10th Men's Youth (U19) World Championship

Croatia

Group C, 1. round



Match Team Statistics

Match No. 5

Egypt 40 - 32 Japan

(21 - 16) (19 - 16)

2.8.2023. 13:30

Attendance: 100

Josip Samardžija Bepo Hall

Referees: Khasan Ismoilov (UZB) / Khasan Ismoilov (UZB)

Japan

#	Surname and name	S	Goals / shots									Attack					Def.			Penalties			TP					
			Tot.	%	9m	6m	Wing	7m	FB	Brk.	LD	As.	PC	E7	E2	TF	St.	C7	Blk	YC	2m	R		B				
2	FURUKAWA Kippe		2/8	25	0/5	1/1						1/2				2	2		2									26:21
5	KOZAKAI Ryo																		1									3:30
8	NAKAOKI Nikita		4/4	100		2/2			2/2						1			1	1									32:06
9	HORI Koshiro																											
11	KAMAKURA Yushin	S	2/2	100		1/1					1/1				1						2			2				25:28
12	KOMODA Ryo																											14:04
15	HASEGAWA Soi	S	7/8	88			3/4	1/1	3/3					1														59:21
17	FUJIKAWA Jun	S	1/5	20	0/1				1/2					5	1	1												56:30
28	NOZUYAMA Sho																											8:04
29	TACHIBANA Kotaro	S	8/12	67		2/3	6/9							1	1			1	1									59:57
30	YONEDA Shohei	S																										32:01
31	MATSUOKA Ryota		1/2	50			0/1		1/1																			1:19
32	SAKAI Masaki		1/1	100							1/1			1														11:46
34	TAKESHITA Hayato		2/6	33	2/3	0/1			0/1					1	2			1	2									23:11
35	MUKOYACHI Kaito	S	2/3	67	0/1	2/2																						37:28
37	TOCHIO Tasuku	S	2/7	29	0/3					1/1	0/2	1/1		4														28:54
	Team / bench																											
	UKUPNO		32/58	55	2/13	8/10	9/14	2/4	7/7	3/9	1/1			14	7	3	3	22	0	2	0	0	2	0	0			

#	Surname and name	Saves / shots								
		Tot.	%	9m	6m	Wing	7m	FB	Brk.	LD
12	KOMODA Ryo	3/15	20	1/2	0/5	0/2	0/1	0/1	1/3	1/1
28	NOZUYAMA Sho	1/6	17	0/1	1/2	0/1		0/2		
30	YONEDA Shohei	8/30	27	1/5	3/12	0/3	1/1	0/1	3/8	
	TOTAL	12/51	24	2/8	4/19	0/6	1/2	0/4	4/11	1/1

Coach: Yuta Yoshimura

Number of attacks: 72, Efficiency: 44%, Average Duration: 27.66 seconds

Attack by type of defense

	Shots	9m	6m	Wing	TF	E7	E2
On def. 6-0	19/40	2/12	6/6	8/13	20	3	3
On def. 5-1	1/2	0/1	0/0	1/1	2	0	0
Fastbreak	7/7				0	0	0

Defense by type

	Total	9m	6m	Wing	Stl.	C7	2m
Def. 6-0	26/36	5/9	11/13	4/5	0	2	0
Def. 5-1	5/8	1/2	2/3	2/3	0	0	0
Fastbreak	4/4				0	0	2

Attack with superiority / minority / goalkeeper out

	Attack				Reaction		
	Att.	Eff.	Shots	TF	FB	LD	Tot.
7 on 6 (GK out)	9	44%	4/6	3	0/0	1/1	1/1
6 on 6 (GK out)	4	25%	1/3	1	0/0	0/1	0/1
6 on 6	46	43%	20/32	14			
6 on 5	13	54%	7/9	4			

Player superiority / GK out counted at the end of attack (in case it changes during attack)

Defense with superiority / minority / goalkeeper out

	Attack				Reaction		
	Att.	Eff.	Shots	TF	FB	LD	Tot.
7 on 6 (GK out)	1	0%	0/1	0	0/0	0/0	0/0
6 on 6 (GK out)	9	56%	5/7	2	1/1	1/1	2/2
6 on 6	56	57%	32/44	12			
6 on 5	3	0%	0/3	0			
5 on 6	4	75%	3/3	1			

Numbers show attacking numbers of opponent. Lower efficiency of opponent means better defense of this team

Jersey number Tot. Total shooting 6m 6m (line) shooting 9m 9m shooting Wng Wing shooting FB Fastbreak sh. 7m 7m penalty sh.
 Brk. Breakthrough sh. LD Long distance sh. As. Assists PC Pass clear chance E7 Earned 7m pen. TF Technical faults St. Steals
 2m 2m punishments C7. Committed 7m E2 Earned 2m pun. YC. Yellow cards R/B Red/Blue cards Blk. Blocks S Starting Line-up

Handball statistics and livescore by Toma-soft ltd (www.toma-soft.hr)



10th Men's Youth (U19) World Championship

Croatia

Group C, 1. round



Match Team Statistics

Match No. 5

Egypt 40 - 32 Japan

(21 - 16) (19 - 16)

2.8.2023. 13:30

Attendance: 100

Josip Samardžija Bepo Hall

Referees: Khasan Ismoilov (UZB) / Khasan Ismoilov (UZB)

Shot distribution by player

2 K. Furukawa

0/1		
2/3		

1 post 3 miss.

5 R. Kozakai

8 N. Nakaoki

1/1		
		3/3

9 K. Hori

11 Y. Kamakura

		1/1
1/1		

15 S. Hasegawa

1/1		2/2
		1/1
2/2		1/1

1 post

17 J. Fujikawa

0/1		
1/2		

1 post 1 miss.

29 K. Tachibana

1/1		3/3
		1/2
2/3		1/1

2 post

31 R. Matsuoka

		1/1

1 post

32 M. Sakai

1/1		

34 H. Takeshita

0/1		
1/2		1/1

2 post

35 K. Mukoyachi

1/2		1/1

37 T. Tochio

	0/1	2/3

1 post 2 block

TOTAL

4/4		7/7
0/3		2/3
10/15	0/1	9/10

9 post 4 miss. 2 block

Saves distribution goalkeepers

12 R. Komoda

0/1	1/1	
1/2		0/2
1/3	0/1	0/4

28 S. Nozuyama

0/1		1/2
0/1		0/1

30 S. Yoneda

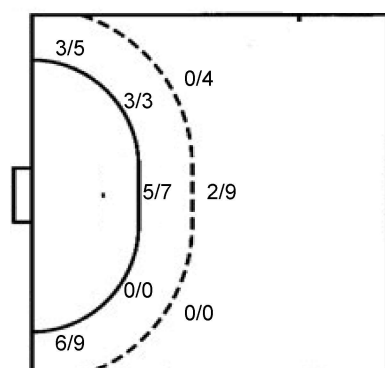
0/2	0/1	0/4
3/6		0/2
3/8		1/3

TOTAL

0/4	1/2	1/6
4/8		0/4
4/12	0/1	1/8

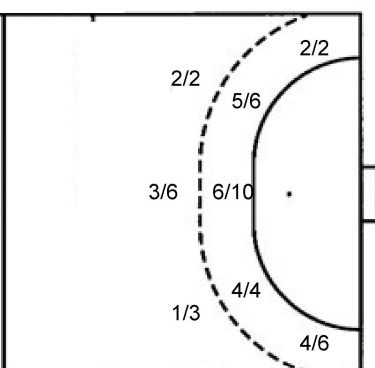
Shots by position

ATTACK



7m penalties 2/4
Fastbreak 7/7
Breakthrough 3/9
Long dist. 1/1

DEFENSE



7m penalties 1/2
Fastbreak 4/4
Breakthrough 7/11
Long dist. 1/2

Shooting statistics

Position	Goals	Sav.	Miss.	Post	Blk.	Total	%
Back (9m)	2	3	4	2	2	13	15
Line (6m)	8	2	0	0	0	10	80
Wing	9	1	0	4	0	14	64
7m penalties	2	2	0	0	0	4	50
Fastbreak	7	0	0	0	0	7	100
Breakthrough	3	3	0	3	0	9	33
Total	31	11	4	9	2	57	54

Jersey number Tot. Total shooting 6m 6m (line) shooting 9m 9m shooting Wng Wing shooting FB Fastbreak sh. 7m 7m penalty sh.
Brk. Breakthrough sh. LD Long distance sh. As. Assists PC Pass clear chance E7 Earned 7m pen. TF Technical faults St. Steals
2m 2m punishments C7. Committed 7m E2 Earned 2m pun. YC. Yellow cards R/B Red/Blue cards Blk. Blocks S Starting Line-up

Handball statistics and livescore by Toma-soft ltd (www.toma-soft.hr)



10th Men's Youth (U19) World Championship

Croatia

Group C, 1. round



Match Team Statistics

Match No. 5

Egypt 40 - 32 Japan

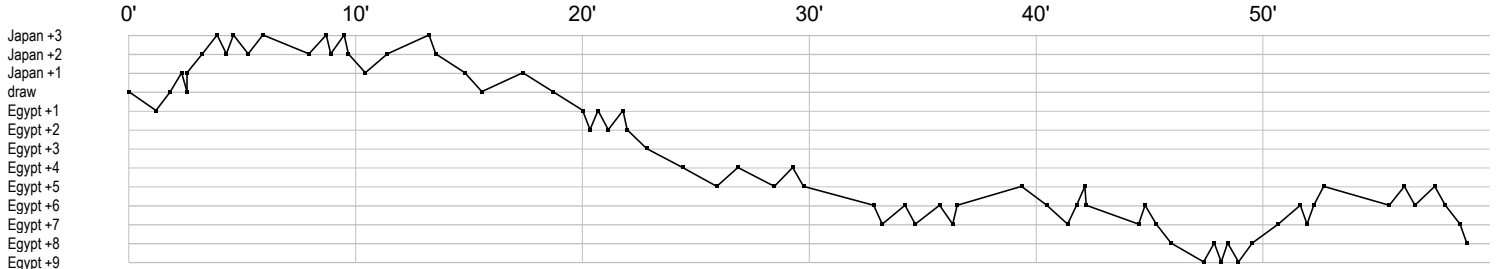
(21 - 16) (19 - 16)

2.8.2023. 13:30


Attendance: 100

Josip Samardžija Bepo Hall


Referees: Khasan Ismoilov (UZB) / Khasan Ismoilov (UZB)



Egypt



Japan



In game	g Goal scored	f Missed shot	a Assist	t Technical faults	b Steal
2 2min suspension	e Earned 7m	c Committed 7m	y Yellow card	r Red Card	k Blue card
i Earned 2min.	x Block	4 4min suspension	p Pass for clear chance	s Saved shot	r Received goal