



# 10th Men's Youth (U19) World Championship

## Croatia

### Group B, 1. round



Match Team Statistics

Match No. 4

### Slovenia 60 - 11 New Zealand

(30 - 3) (30 - 8)

2.8.2023. 17:00

Attendance: 200

Arena Varaždin

Referees: Fadel Diop (SEN) / Abdoulaye Faye (SEN)

## Slovenia

#	Surname and name	S	Goals / shots								Attack				Def.			Penalties				TP		
			Tot.	%	9m	6m	Wing	7m	FB	Brk.	LD	As.	PC	E7	E2	TF	St.	C7	Blk	YC	2m		R	B
1	MARUŠIĆ Ivo Jan	S											1			1								28:59
3	JELEN Maj		2/3	67		2/2			0/1				1			1	1							18:42
4	SMOLIĆ David		1/1	100		1/1														1				20:34
5	KOROŠEC Lucijan	S	2/2	100		2/2							1			1	1			1				25:41
6	MALOVIĆ Tio	S	5/7	71	2/4	2/2			1/1				4			1								33:25
7	HRIBERSEK Nejc	S	3/4	75	2/2				0/1	1/1			4			1	2							28:52
9	MUHIČ Luka	S	6/7	86	2/3	1/1			1/1	2/2			2			1	1	3				1		41:52
10	MALIK Mlivič		2/2	100						2/2			2	1		1	1			1		1		17:58
11	BELEJ Žiga		9/10	90		1/1	5/6		3/3				1			1	3							30:42
13	KAČIČNIK Luka	S	10/11	91			5/6		4/4		1/1					2								41:11
15	KLJUČANIN Lun		2/2	100	1/1					1/1			2			2	1							20:11
16	MESAREC Ian												1											28:19
17	OMAHEN Nal Roš		3/3	100	1/1					2/2			3			2	2			1				18:40
18	ZAJC Nace		1/1	100						1/1			7	1										17:24
20	BEGIČ ZBAČNIK Alen	S	6/7	86		2/2			4/5										1	1	1	1		23:43
21	KOVAČEVIĆ Arijan		8/8	100		4/4			3/3	1/1						1	1							22:37
Team / bench																1								
UKUPNO			60/68	88	8/11	9/9	16/18	0/0	16/19	10/10	1/1		28	3	0	1	12	18	1	4	1	5	0	0

#	Surname and name	Saves / shots								
		Tot.	%	9m	6m	Wing	7m	FB	Brk.	LD
1	MARUŠIĆ Ivo Jan	7/10	70	5/6	2/4					
16	MESAREC Ian	7/15	47	2/4	2/5	0/1	0/1	0/1	3/3	
TOTAL		14/25	56	7/10	4/9	0/1	0/1	0/1	3/3	0/0

Coach: Aleksander Markl

Number of attacks: 78, Efficiency: 77%, Average Duration: 19.64 seconds

### Attack by type of defense

	Shots	9m	6m	Wing	TF	E7	E2
On def. 6-0	38/43	8/11	9/9	14/16	12	0	1
Fastbreak	16/19				0	0	0

### Defense by type

	Total	9m	6m	Wing	Stl.	C7	2m
Def. 6-0	9/38	3/18	5/13	1/2	18	1	0
Fastbreak	1/1				0	0	5

### Attack with superiority / minority / goalkeeper out

	Attack				Reaction		
	Att.	Eff.	Shots	TF	FB	LD	Tot.
7 on 6 (GK out)	2	100%	2/2	0	0/0	0/0	0/0
6 on 6 (GK out)	8	75%	6/7	1	0/0	0/0	0/0
6 on 6	62	77%	48/53	9			
6 on 5	2	100%	2/2	0			
5 on 6	3	33%	1/1	2			
5 on 5	1	100%	1/1	0			

Player superiority / GK out counted at the end of attack (in case it changes during attack)

### Defense with superiority / minority / goalkeeper out

	Attack				Reaction		
	Att.	Eff.	Shots	TF	FB	LD	Tot.
6 on 6 (GK out)	1	0%	0/0	1	0/0	1/1	1/1
6 on 6	63	17%	11/31	32			
6 on 5 (GK out)	1	0%	0/0	1	0/0	0/0	0/0
6 on 5	10	0%	0/5	5			

Numbers show attacking numbers of opponent. Lower efficiency of opponent means better defense of this team

# Jersey number Tot. Total shooting 6m 6m (line) shooting 9m 9m shooting Wng Wing shooting FB Fastbreak sh. 7m 7m penalty sh.  
 Brk. Breakthrough sh. LD Long distance sh. As. Assists PC Pass clear chance E7 Earned 7m pen. TF Technical faults St. Steals  
 2m 2m punishments C7. Committed 7m E2 Earned 2m pun. YC. Yellow cards R/B Red/Blue cards Blk. Blocks S Starting Line-up

Handball statistics and livescore by Toma-soft ltd (www.toma-soft.hr)



# 10th Men's Youth (U19) World Championship

Croatia

Group B, 1. round



## Match Team Statistics

Match No. 4

## Slovenia 60 - 11 New Zealand

(30 - 3) (30 - 8)

2.8.2023. 17:00

Attendance: 200

Arena Varaždin

Referees: Fadel Diop (SEN) / Abdoulaye Faye (SEN)

## Shot distribution by player

<b>3 M. Jelen</b> 1/1 lob 0/1 1/1	<b>4 D. Smolič</b> 1/1	<b>5 L. Korošec</b> 1/1 1/1	<b>6 T. Malović</b> 1 miss. 2/2 1/1 0/1 2/2	<b>7 N. Hriberšek</b> 1/1 1/2	<b>9 L. Muhič</b> 1/1 1/2 3/3 1/1	<b>10 M. Malik</b> 1/1 lob 1/1
<b>11 Ž. Belej</b> 1 post 3/3 1/1 4/4	<b>13 L. Kačičnik</b> 1/1 0/1 2/2 2/2 5/5	<b>15 L. Kjučanin</b> 1/1	<b>17 N. Omahen</b> 1/1 2/2	<b>18 N. Zajc</b> 1/1	<b>20 A. Begić Zbačnik</b> 1 post 2/2 2/2 1/1	<b>21 A. Kovačević</b> 2/2 1/1 3/3 2/2

## TOTAL

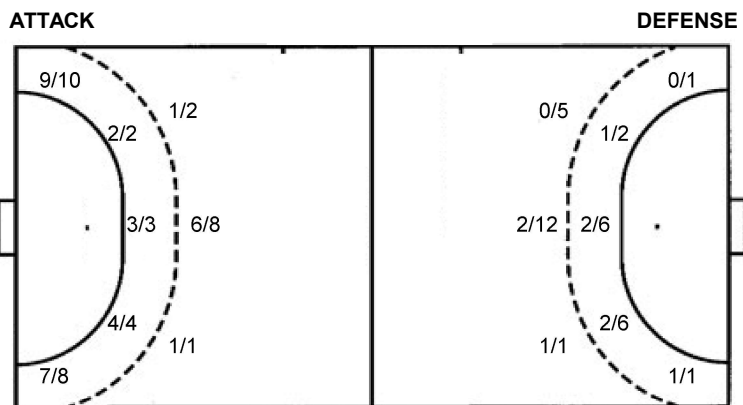
8/8	2/2	4/4
6/7	0/1	7/8
15/15	3/4	13/14

2 post 1 miss. 2/2 lob

## Saves distribution goalkeepers

<b>1 I. Marušić</b> 0/1 1/1 2/4 2/2 2/2	<b>16 I. Mesarec</b> 1/1 1/3 1/1 0/1 2/2 0/1 0/1 2/6	<b>TOTAL</b> 0/1 2/2 1/3 1/1 2/2 2/5 2/3 4/8
--	---	---

## Shots by position



7m penalties 0/0  
Fastbreak 16/19  
Breakthrough 10/10  
Long dist. 1/1

7m penalties 1/1  
Fastbreak 1/1  
Breakthrough 0/5  
Long dist. 0/0

## Shooting statistics

Position	Goals	Sav.	Miss.	Post	Blk.	Total	%
Back (9m)	8	2	1	0	0	11	73
Line (6m)	9	0	0	0	0	9	100
Wing	16	1	0	1	0	18	89
7m penalties	0	0	0	0	0	0	0
Fastbreak	16	2	0	1	0	19	84
Breakthrough	10	0	0	0	0	10	100
<b>Total</b>	<b>59</b>	<b>5</b>	<b>1</b>	<b>2</b>	<b>0</b>	<b>67</b>	<b>88</b>

# Jersey number Tot. Total shooting 6m 6m (line) shooting 9m 9m shooting Wng Wing shooting FB Fastbreak sh. 7m 7m penalty sh.  
Brk. Breakthrough sh. LD Long distance sh. As. Assists PC Pass clear chance E7 Earned 7m pen. TF Technical faults St. Steals  
2m 2m punishments C7. Committed 7m E2 Earned 2m pun. YC. Yellow cards R/B Red/Blue cards Blk. Blocks S Starting Line-up



# 10th Men's Youth (U19) World Championship

Croatia

Group B, 1. round



Match Team Statistics

Match No. 4

## Slovenia 60 - 11 New Zealand

(30 - 3) (30 - 8)

2.8.2023. 17:00

Attendance: 200

Arena Varaždin

Referees: Fadel Diop (SEN) / Abdoulaye Faye (SEN)

### New Zealand

#	Surname and name	S	Goals / shots								Attack				Def.		Penalties			TP				
			Tot.	%	9m	6m	Wing	7m	FB	Brk.	LD	As.	PC	E7	E2	TF	St.	C7	Blk		YC	2m	R	B
2	PRINGOT Hector	S	1/5	20	0/3	1/1							1	4		1	8	1						46:08
4	CLARKE Edward		0/3	0	0/3								1			1	5							20:57
6	ROBERTSON Keir		0/1	0		0/1																		12:11
8	BRUCE-CAMPBELL Josh	S	2/4	50	2/4								1				7							35:49
9	BARHAM John		0/4	0	0/3					0/1														16:44
11	TSIAPRAZIS Damon																							31:07
13	WHITTAKER John		3/5	60		3/5											1							19:00
14	EDMONDS Kyran		0/1	0		0/1																		8:47
16	DALWOOD Ethan	S	1/1	100			1/1						1											31:14
20	KUWASAKI Zen		1/1	100					1/1							8	2							25:03
22	CHOI Nicholas	S	0/1	0						0/1						4								29:28
23	SCHIRNACK Stanley	S																						44:51
24	JARVIS Riley		0/1	0			0/1										1					1		31:24
30	LEAUPEPE Patrick	S	1/3	33		1/3									1	1								18:23
31	PRASAD Rohil																							14:07
42	PRINGOT Paul	S	2/11	18	1/5	0/3		1/1		0/2			1	1	1	1	4							34:47
	Team / bench																							
	UKUPNO		11/41	27	3/18	5/14	1/2	1/1	1/1	0/5	0/0		3	7	1	4	39	3	0	0	0	1	0	0

#	Surname and name	Saves / shots								
		Tot.	%	9m	6m	Wing	7m	FB	Brk.	LD
23	SCHIRNACK Stanley	3/48	6	2/10	0/6	1/13		0/11	0/8	
31	PRASAD Rohil	2/16	13		0/3	0/4		2/7	0/2	
	TOTAL	5/64	8	2/10	0/9	1/17	0/0	2/18	0/10	0/0

Coach: Hayden Juranovich

Number of attacks: 75, Efficiency: 15%, Average Duration: 27.84 seconds

### Attack by type of defense

	Shots	9m	6m	Wing	TF	E7	E2
On def. 6-0	9/38	3/18	5/13	1/2	39	1	4
Fastbreak	1/1				0	0	0

### Defense by type

	Total	9m	6m	Wing	Stl.	C7	2m
Def. 6-0	38/43	8/11	9/9	14/16	3	0	0
Fastbreak	16/19				0	0	1

### Attack with superiority / minority / goalkeeper out

	Attack				Reaction		
	Att.	Eff.	Shots	TF	FB	LD	Tot.
6 on 6 (GK out)	1	0%	0/0	1	0/0	1/1	1/1
6 on 6	63	17%	11/31	32			
6 on 5 (GK out)	1	0%	0/0	1	0/0	0/0	0/0
6 on 5	10	0%	0/5	5			

Player superiority / GK out counted at the end of attack (in case it changes during attack)

### Defense with superiority / minority / goalkeeper out

	Attack				Reaction		
	Att.	Eff.	Shots	TF	FB	LD	Tot.
7 on 6 (GK out)	2	100%	2/2	0	0/0	0/0	0/0
6 on 6 (GK out)	8	75%	6/7	1	0/0	0/0	0/0
6 on 6	62	77%	48/53	9			
6 on 5	2	100%	2/2	0			
5 on 6	3	33%	1/1	2			
5 on 5	1	100%	1/1	0			

Numbers show attacking numbers of opponent. Lower efficiency of opponent means better defense of this team

# Jersey number Tot. Total shooting 6m 6m (line) shooting 9m 9m shooting Wng Wing shooting FB Fastbreak sh. 7m 7m penalty sh.  
 Brk. Breakthrough sh. LD Long distance sh. As. Assists PC Pass clear chance E7 Earned 7m pen. TF Technical faults St. Steals  
 2m 2m punishments C7 Committed 7m E2 Earned 2m pun. YC Yellow cards R/B Red/Blue cards Blk. Blocks S Starting Line-up



# 10th Men's Youth (U19) World Championship

Croatia

Group B, 1. round



## Match Team Statistics

Match No. 4

## Slovenia 60 - 11 New Zealand

(30 - 3) (30 - 8)

2.8.2023. 17:00

Attendance: 200

Arena Varaždin

Referees: Fadel Diop (SEN) / Abdoulaye Faye (SEN)

## Shot distribution by player

### 2 H. Pringot

	0/1	
1/2		0/1

1 miss.

### 4 E. Clarke


1 miss. 2 block

### 6 K. Robertson

		0/1

### 8 J. Bruce-Campbell

1/1		
1/1		
	0/1	

1 miss.

### 9 J. Barham

	0/2	

2 miss.

### 11 D. Tsiaprazis


### 13 J. Whittaker

1/1		
2/2		

1 post 1 miss.

### 14 K. Edmonds

		0/1

### 16 E. Dalwood

		1/1

### 20 Z. Kuwasaki

		1/1

### 22 N. Choi


1 miss.

### 24 R. Jarvis


1 post

### 30 P. Leaupepe

0/1	1/1	0/1

### 42 P. Pringot

0/1		
	0/1	2/4

1 post 2 miss. 2 block

## TOTAL

1/1	0/2	
2/3	0/1	0/2
3/5	1/3	4/8

3 post 9 miss. 4 block

## Saves distribution goalkeepers

### 23 S. Schirnack

0/8	0/2	0/2
1/5	1/1	1/6
0/13	0/2	0/8

### 31 R. Prasad

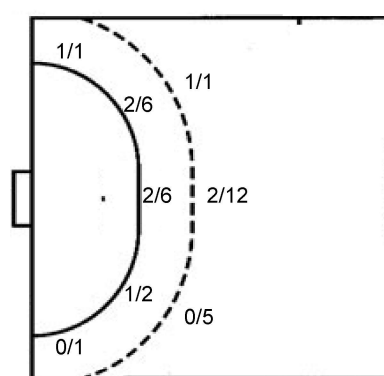
		0/2
0/2		0/2
0/2	1/1	1/6

## TOTAL

0/8	0/2	0/4
1/7	1/1	1/8
0/15	1/3	1/14

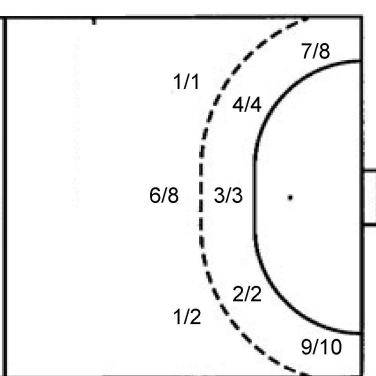
## Shots by position

### ATTACK



7m penalties 1/1  
Fastbreak 1/1  
Breakthrough 0/5  
Long dist. 0/0

### DEFENSE



7m penalties 0/0  
Fastbreak 16/19  
Breakthrough 10/10  
Long dist. 1/1

## Shooting statistics

Position	Goals	Sav.	Miss.	Post	Blk.	Total	%
Back (9m)	3	7	5	0	3	18	17
Line (6m)	5	4	2	2	1	14	36
Wing	1	0	0	1	0	2	50
7m penalties	1	0	0	0	0	1	100
Fastbreak	1	0	0	0	0	1	100
Breakthrough	0	3	2	0	0	5	0
<b>Total</b>	<b>11</b>	<b>14</b>	<b>9</b>	<b>3</b>	<b>4</b>	<b>41</b>	<b>27</b>

# Jersey number Tot. Total shooting 6m 6m (line) shooting 9m 9m shooting Wng Wing shooting FB Fastbreak sh. 7m 7m penalty sh.  
Brk. Breakthrough sh. LD Long distance sh. As. Assists PC Pass clear chance E7 Earned 7m pen. TF Technical faults St. Steals  
2m 2m punishments C7. Committed 7m E2 Earned 2m pun. YC. Yellow cards R/B Red/Blue cards Blk. Blocks S Starting Line-up

Handball statistics and livescore by Toma-soft ltd (www.toma-soft.hr)

