11th IHF Women's Youth World Championship 2026

Preliminary Round - Group D, 2. round

11TH IHF WOMEN'S U18 HANDBALL WORLD CHAMPIONSHIP ROMANIA 2026

Match Team Statistics
Match No. 32

Argentina 21 - 30 Netherlands
(11 - 17) (10 - 13)

30.7.2026. 18:45
Attendance: 82
Sala Sporturilor

Referees: Maali Alenezi (KUW) / Dalal Alnaseem (KUW)

Argentina

Players			Goals / shots									Attack					Def.			Penalties				TP
#	Surname and name	S	Tot.	%	9m	6m	Wing	7m	FB	Brk.	LD	As.	PC	E7	E2	TF	St.	C7	Blk	YC	2m	R	B	
1	PECNIK Maia Cielo	S																						56:22
4	GOMEZ AMIGO Alma		0/1	0			0/1																	20:56
5	CABRERA MAZZEI Melina Ailen		0/1	0						0/1		1	1	1		2	1							18:38
6	PODESTA Catalina	S	5/8	63			0/1	5/7								1					1			46:30
7	CARRIZO Josefina Victoria		1/3	33	0/2					1/1		1		2	1	3								21:50
9	GENOUD Luo Martina	S	1/6	17			0/3	0/2	1/1							1								39:04
10	QUIROZ Antonella Belen	S	2/5	40	1/3					1/2		1	1	2	1	6								34:08
13	TOJO Alma		1/2	50			1/2																	14:25
15	BERNASCONI VARGAS Emma Isabella	S	1/2	50		1/1		0/1						1	1				1					34:50
16	TREBINI Victoria Rocio																							
17	GIMENEZ BRAVO Lucia	S	3/7	43	0/3				1/1	2/3			1	2		3	2							33:46
19	VIVACQUA Coral		1/2	50			1/1			0/1		1	1	2		1	1							25:50
22	HAYET Milagros		2/3	67	0/1				1/1	1/1			1			1	1							9:43
26	PANGARO Renata	S	2/4	50	1/3					1/1						3	3							26:37
54	BUSTOS Martina		2/2	100		2/2										1								29:34
66	TALLARICO Morena Iara		0/1	0							0/1													7:47
	Team / bench																			1				
	TOTAL		21/47	45	2/12	3/3	2/8	5/10	3/3	6/10	0/1	4	5	10	3	22	8	0	1	1	1	0	0	

Goalkeepers		Saves / shots								
#.	Surname and name	Tot.	%	9m	6m	Wing	7m	FB	Brk.	LD
1	PECNIK Maia Cielo	10/40	25	5/11	1/8	1/6		1/6	2/9	
16	TREBINI Victoria Rocio									
	TOTAL	10/40	25	5/11	1/8	1/6	0/0	1/6	2/9	0/0

Coach: **Gaston Ezequiel Gonzalez Arias**

Number of attacks: 66, Efficiency: 32%, Average Duration: 34.29 seconds

Attack by type of defense

	Shots	9m	6m	Wing	TF	E7	E2
On def. 6-0	13/33	2/12	3/3	2/8	22	10	3
Fastbreak	3/3				0	0	0

Defense by type

	Total	9m	6m	Wing	Stl.	C7	2m
Def. 6-0	19/24	3/5	6/6	4/5	6	0	0
Def. 5-1	6/13	3/7	1/2	1/2	2	0	0
Fastbreak	5/7				0	0	1

Attack with superiority / minority / goalkeeper out

	Attack				Reaction		
	Att.	Eff.	Shots	TF	FB	LD	Tot.
7 on 6 (GK out)	6	50%	3/5	1	0/0	0/1	0/1
6 on 6 (GK out)	1	0%	0/0	1	0/0	0/0	0/0
6 on 5 (GK out)	1	0%	0/1	0	0/0	0/0	0/0
6 on 6	48	29%	14/31	17			
6 on 5	10	40%	4/7	3			

Player superiority / GK out counted at the end of attack (in case it changes during attack)

Defense with superiority / minority / goalkeeper out

	Attack				Reaction		
	Att.	Eff.	Shots	TF	FB	LD	Tot.
7 on 6 (GK out)	2	100%	2/2	0	0/0	0/1	0/1
6 on 6 (GK out)	5	0%	0/1	4	1/1	0/0	1/1
6 on 6	55	47%	26/36	19			
5 on 6	1	0%	0/1	0			
6 on 5 (GK out)	2	100%	2/2	0	0/0	0/0	0/0

Numbers show attacking numbers of oponnent. Lower efficiency of oponnent means better defense of this team

#	Jersey number	**Tot.**	Total shooting	**6m**	6m (line) shooting	**9m**	9m shooting	**Wng**	Wing shooting	**FB**	Fastbreak sh.	**7m**	7m penalty sh.
Brk.	Breakthrough sh.	**LD**	Long distance sh.	**As.**	Assists	**PC**	Pass clear chance	**E7**	Eearned 7m pen.	**TF**	Technical faults	**St.**	Steals
2m	2m punishments	**C7.**	Commited 7m	**E2**	Eearned 2m pun.	**YC.**	Yellow cards	**R/B**	Red/Blue cards	**Blk.**	Blocks	**S**	Starting Line-up

11th IHF Women's Youth World Championship 2026

Preliminary Round - Group D, 2. round

11TH IHF WOMEN'S U18 HANDBALL WORLD CHAMPIONSHIP ROMANIA 2026

Match Team Statistics

Match No. 32

Argentina 21 - 30 Netherlands

(11 - 17) (10 - 13)

30.7.2026. 18:45
Attendance: 82
Sala Sporturilor

Referees: Maali Alenezi (KUW) / Dalal Alnaseem (KUW)

Shot distribution by player

4 A. Gomez Amigo

		0/1

5 M. Cabrera Mazzei

		0/1

6 C. Podesta

1/1		
1/2	1/1	2/3

1 post

7 J. Carrizo

	1/1	
		0/1

1 post

9 L. Genoud

	1/1	0/1
		0/2
0/1		0/1

10 A. Quiroz

		0/3
		2/2

13 A. Tojo

		1/1

1 miss.

15 E. Bernasconi Vargas

0/1		1/1

17 L. Gimenez Bravo

1/1	0/1	0/1
		0/1
1/2		1/1

19 C. Vivacqua

		1/1

1 post

22 M. Hayet

		1/2

1/1 lob

26 R. Pangaro

		0/1
		2/2

1 block

54 M. Bustos

		2/2

66 M. Tallarico

1 miss.

TOTAL

1/1	2/3	1/5
1/1		1/10
2/6	1/1	11/13

3 post 2 miss. 1 block 1/1 lob

Saves distribution goalkeepers

1 M. Pecnik

0/2	0/1	0/6
0/1		5/12
2/7	1/1	2/8

16 V. Trebini

TOTAL

0/2	0/1	0/6
0/1		5/12
2/7	1/1	2/8

Shots by position

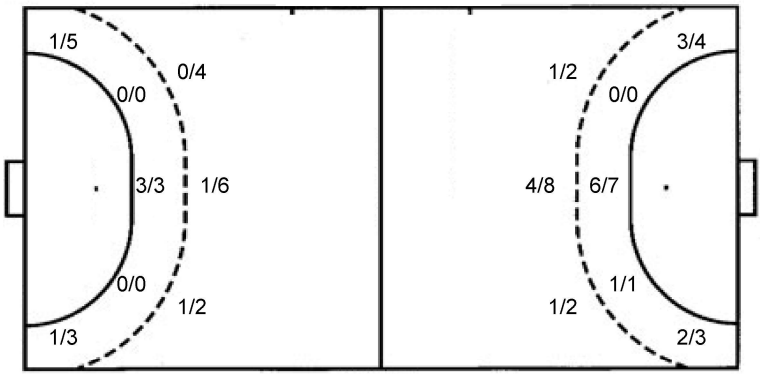

7m penalties	5/10	7m penalties	0/0
Fastbreak	3/3	Fastbreak	5/7
Breakthrough	6/10	Breakthrough	7/10
Long dist.	0/1	Long dist.	0/1

Shooting statistics

Position	Goals	Sav.	Miss.	Post	Blk.	Total	%
Back (9m)	2	8	0	1	1	12	17
Line (6m)	3	0	0	0	0	3	100
Wing	2	5	1	0	0	8	25
7m penalties	5	4	0	1	0	10	50
Fastbreak	3	0	0	0	0	3	100
Breakthrough	6	3	0	1	0	10	60
Total	**21**	**20**	**1**	**3**	**1**	**46**	**46**

#	Jersey number	**Tot.**	Total shooting	**6m**	6m (line) shooting	**9m**	9m shooting	**Wng**	Wing shooting	**FB**	Fastbreak sh.	**7m**	7m penalty sh.
Brk.	Breakthrough sh.	**LD**	Long distance sh.	**As.**	Assists	**PC**	Pass clear chance	**E7**	Eearned 7m pen.	**TF**	Technical faults	**St.**	Steals
2m	2m punishments	**C7.**	Commited 7m	**E2**	Eearned 2m pun.	**YC.**	Yellow cards	**R/B**	Red/Blue cards	**Blk.**	Blocks	**S**	Starting Line-up

11th IHF Women's Youth World Championship 2026

Preliminary Round - Group D, 2. round

11TH IHF WOMEN'S U18 HANDBALL WORLD CHAMPIONSHIP ROMANIA 2026

Match Team Statistics
Match No. 32

Argentina 21 - 30 Netherlands

(11 - 17) (10 - 13)

30.7.2026. 18:45
Attendance: 82
Sala Sporturilor

Referees: Maali Alenezi (KUW) / Dalal Alnaseem (KUW)

Netherlands

Players			Goals / shots									Attack					Def.			Penalties				TP
#	Surname and name	S	Tot.	%	9m	6m	Wing	7m	FB	Brk.	LD	As.	PC	E7	E2	TF	St.	C7	Blk	YC	2m	R	B	
1	GLORIE Danique																							16:29
2	BERKHOUT Camay	S										1	2											39:50
4	PATER Esmee	S	1/2	50	1/2							4				5	1	1						36:08
6	VAN DER VLIET Maureen	S														1	2	2						28:16
7	HOFMAN Joy		2/2	100	1/1					1/1		1			1	2								19:58
10	VAN DER RAAIJ Jane		0/2	0	0/1						0/1		1											24:40
11	OSTOJIC Jelena	S	4/4	100		4/4										2	1	1	1		2			31:51
12	TUIP Tess		1/2	50	0/1				1/1							3	1							15:58
13	HOGERVORST Guusje	S	3/4	75			2/3		1/1															31:52
14	SMINK Lise	S	3/5	60			2/3		1/2						1	1	1	1			1			41:18
15	HOP Veerle	S	3/6	50	1/3					2/3		5				5								30:27
16	VAN DALEN Nina		1/1	100					1/1							1	1							24:31
19	RENSEN Anniko		2/3	67			1/1		1/2				1				1							15:31
20	KWAKMAN Ivana		4/6	67	1/2					3/4		2	1			2		3						24:58
21	TOL Marlies		3/4	75		3/4												2			1			34:08
22	ALBERTS Fiene		3/4	75	2/2					1/2						1								4:05
	Team / bench																							
	TOTAL		30/45	67	6/12	7/8	5/7	0/0	5/7	7/10	0/1	13	5	0	2	23	8	10	1	0	4	0	0	

Goalkeepers		Saves / shots								
#.	Surname and name	Tot.	%	9m	6m	Wing	7m	FB	Brk.	LD
1	GLORIE Danique	8/14	57	4/4	0/1	2/3	1/1	0/1	1/4	
2	BERKHOUT Camay	12/26	46	4/6	0/2	3/4	3/8	0/1	2/5	
	TOTAL	20/40	50	8/10	0/3	5/7	4/9	1/2	3/9	0/0

Coach: **Michael Vijverberg**

Number of attacks: 65, Efficiency: 46%, Average Duration: 20.25 seconds

Attack by type of defense

	Shots	9m	6m	Wing	TF	E7	E2
On def. 6-0	19/24	3/5	6/6	4/5	17	0	2
On def. 5-1	6/13	3/7	1/2	1/2	6	0	0
Fastbreak	5/7				0	0	0

Defense by type

	Total	9m	6m	Wing	Stl.	C7	2m
Def. 6-0	13/33	2/12	3/3	2/8	8	10	0
Fastbreak	3/3				0	0	4

Attack with superiority / minority / goalkeeper out

	Attack				Reaction		
	Att.	Eff.	Shots	TF	FB	LD	Tot.
7 on 6 (GK out)	2	100%	2/2	0	0/0	0/1	0/1
6 on 6 (GK out)	5	0%	0/1	4	1/1	0/0	1/1
6 on 6	55	47%	26/36	19			
5 on 6	1	0%	0/1	0			
6 on 5 (GK out)	2	100%	2/2	0	0/0	0/0	0/0

Player superiority / GK out counted at the end of attack (in case it changes during attack)

Defense with superiority / minority / goalkeeper out

	Attack				Reaction		
	Att.	Eff.	Shots	TF	FB	LD	Tot.
7 on 6 (GK out)	6	50%	3/5	1	0/0	0/1	0/1
6 on 6 (GK out)	1	0%	0/0	1	0/0	0/0	0/0
6 on 5 (GK out)	1	0%	0/1	0	0/0	0/0	0/0
6 on 6	48	29%	14/31	17			
6 on 5	10	40%	4/7	3			

Numbers show attacking numbers of oponnent. Lower efficiency of oponnent means better defense of this team

#	Jersey number	**Tot.**	Total shooting	**6m**	6m (line) shooting	**9m**	9m shooting	**Wng**	Wing shooting	**FB**	Fastbreak sh.	**7m**	7m penalty sh.
Brk.	Breakthrough sh.	**LD**	Long distance sh.	**As.**	Assists	**PC**	Pass clear chance	**E7**	Eearned 7m pen.	**TF**	Technical faults	**St.**	Steals
2m	2m punishments	**C7.**	Commited 7m	**E2**	Eearned 2m pun.	**YC.**	Yellow cards	**R/B**	Red/Blue cards	**Blk.**	Blocks	**S**	Starting Line-up

11th IHF Women's Youth World Championship 2026

Preliminary Round - Group D, 2. round

11TH IHF WOMEN'S U18 HANDBALL WORLD CHAMPIONSHIP ROMANIA 2026

Match Team Statistics

Match No. 32

Argentina 21 - 30 Netherlands

(11 - 17) (10 - 13)

30.7.2026. 18:45
Attendance: 82
Sala Sporturilor

Referees: Maali Alenezi (KUW) / Dalal Alnaseem (KUW)

Shot distribution by player

4 E. Pater

1/1		

1 block

6 M. Van Der Vliet

7 J. Hofman

		1/1
1/1		

10 J. Van Der Raaij

		0/1

1 miss.

11 J. Ostojic

		2/2
		1/1

1/1 lob

12 T. Tuip

	0/1	1/1

13 G. Hogervorst

		2/3
1/1		

14 L. Smink

	1/1	1/1

1 post 1 miss. 1/1 lob

15 V. Hop

		2/2
		0/2
		1/1

1 post

16 N. Van Dalen

1/1		

19 A. Rensen

		1/1
		1/1
		0/1

20 I. Kwakman

		1/2
1/2		2/2

21 M. Tol

		2/3
		1/1

22 F. Alberts

1/1		
2/3		

TOTAL

2/2	1/1	6/6
1/1		7/12
5/7	0/1	6/8

2 post 2 miss. 1 block 2/2 lob

Saves distribution goalkeepers

1 D. Glorie

0/1		3/4
		4/5
1/1		0/2

2 C. Berkhout

	1/2	1/1
0/1		5/5
3/5	0/1	2/11

TOTAL

0/1	1/2	4/5
0/1		9/10
4/6	0/1	2/13

Shots by position

ATTACK

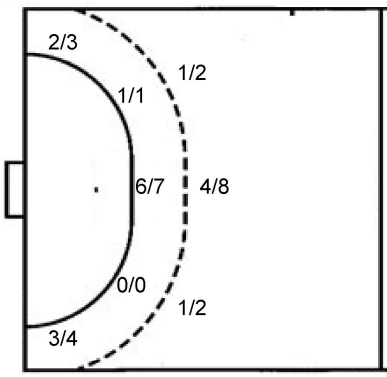

7m penalties	0/0
Fastbreak	5/7
Breakthrough	7/10
Long dist.	0/1

DEFENSE

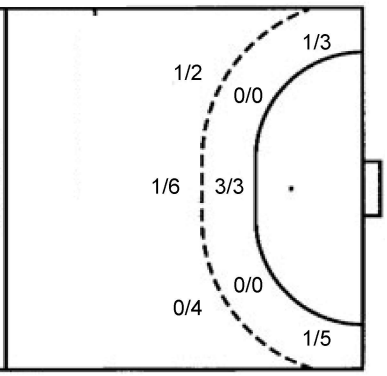

7m penalties	5/10
Fastbreak	3/3
Breakthrough	6/10
Long dist.	0/1

Shooting statistics

Position	Goals	Sav.	Miss.	Post	Blk.	Total	%
Back (9m)	6	5	0	0	1	12	50
Line (6m)	7	1	0	0	0	8	88
Wing	5	1	0	1	0	7	71
7m penalties	0	0	0	0	0	0	0
Fastbreak	5	1	1	0	0	7	71
Breakthrough	7	2	0	1	0	10	70
Total	**30**	**10**	**1**	**2**	**1**	**44**	**68**

#	Jersey number	**Tot.**	Total shooting	**6m**	6m (line) shooting	**9m**	9m shooting	**Wng**	Wing shooting	**FB**	Fastbreak sh.	**7m**	7m penalty sh.
Brk.	Breakthrough sh.	**LD**	Long distance sh.	**As.**	Assists	**PC**	Pass clear chance	**E7**	Eearned 7m pen.	**TF**	Technical faults	**St.**	Steals
2m	2m punishments	**C7.**	Commited 7m	**E2**	Eearned 2m pun.	**YC.**	Yellow cards	**R/B**	Red/Blue cards	**Blk.**	Blocks	**S**	Starting Line-up

11th IHF Women's Youth World Championship 2026

Preliminary Round - Group D, 2. round

Match Team Statistics

Match No. 32

Argentina 21 - 30 Netherlands

(11 - 17) (10 - 13)

30.7.2026. 18:45
Attendance: 82
Sala Sporturilor

Referees: Maali Alenezi (KUW) / Dalal Alnaseem (KUW)

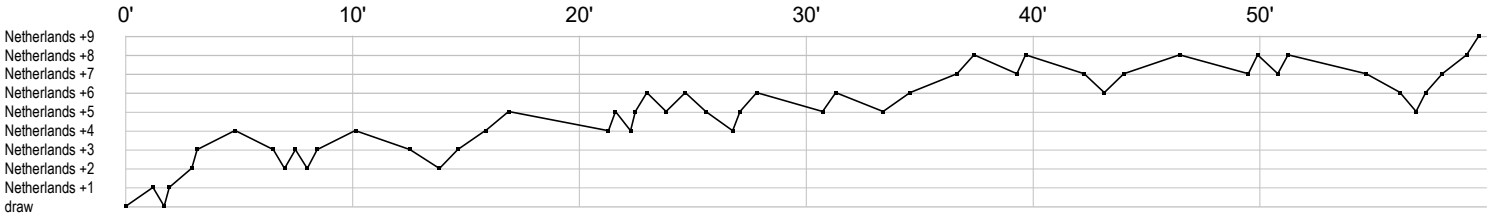

Argentina



Netherlands



	In game	**g**	Goal scored	**f**	Missed shot	**a**	Assist	**t**	Technical faults	**b**	Steal
2	2min suspension	**e**	Eearned 7m	**c**	Commited 7m	**y**	Yellow card	**r**	Red Card	**k**	Blue card
i	Eearned 2min.	**x**	Block	**4**	4min suspension	**p**	Pass for clear chance	**s**	Saved shot	**r**	Received goal

Handball statistics and livescore by Toma-soft ltd (www.toma-soft.hr)