



Super Globe

Saudi Arabia (Dammam)

Final



Match Team Statistics

THW Kiel 32 - 34 Barcelona

31.8.2019. 17:20

Match No. 16

(17 - 15) (15 - 19)

Attendance:

Dammam Sports Hall

Referees: Matija Gubica (CRO) / Boris Milosevic (CRO)

THW Kiel

Players		Goals / shots										Attack					Def.			Penalties			TP		
#	Surname and name	S	Tot.	%	9m	6m	Wing	7m	FB	Brk.	LD	As.	PC	E7	E2	TF	St.	C7	Blk	YC	2m	R		B	
1	LANDIN JACOBSEN Niklas	S																							55:55
4	DUVNJAK Domagoj		0/2	0	0/2												1			1					16:20
6	REINKIND Harald		2/4	50	2/4								1		1										33:11
7	LANDIN JACOBSEN Magnus	S	5/5	100			5/5									1									36:20
11	KRISTJANSSON Gisli Thorgeir												1			1									3:02
13	WEINHOLD Steffen Kristian	S	3/4	75	2/3					1/1			1		1	1			2			1			25:42
17	WIENCEK Patrick		2/2	100		2/2								1		1	3						2		33:31
18	EKBERG Lars Niclas	S	7/9	78		1/1	3/3	3/5					1		1	1									51:06
21	QUENSTEDT Dario																								
22	RAHMEL Ole																								8:54
23	DAHMEKE Rune		0/1	0			0/1									1									23:22
24	ZARABEC Miha		0/1	0	0/1								1		1	2									14:47
28	HORAK Pavel	S																					1		10:49
53	BILYK Mykola	S	5/6	83	3/4					1/1	1/1		2		1	1									39:38
61	PEKELER Hendrik	S	4/4	100		3/3				1/1					1	4			1	1			1		44:28
65	NILSSON Lukas Eric Oliver		4/6	67	4/6								1		1				1						22:55
	Team / bench																							1	
	UKUPNO		32/44	73	11/20	6/6	8/9	3/5	2/2	2/2	0/0		8	0	5	4	13	3	4	2	3	4	0	0	

Goalkeepers		Saves / shots									
#	Surname and name	Tot.	%	9m	6m	Wing	7m	FB	Brk.	LD	
1	LANDIN JACOBSEN Niklas	12/46	26	2/10	4/9	3/5	0/4	0/2	3/16		
21	QUENSTEDT Dario										
	TOTAL	12/46	26	2/10	4/9	3/5	0/4	0/2	3/16	0/0	

Coach: Filip Jicha

Number of attacks: 59, Efficiency: 54%, Average Duration: 23.3 seconds

Attack by type of defense

	Shots	9m	6m	Wing	TF	E7	E2
On def. 6-0	25/35	9/18	6/6	8/9	13	4	4
On def. 5-1	2/2	2/2	0/0	0/0	0	1	0
Fastbreak	2/2				0	0	0

Defense by type

	Total	9m	6m	Wing	Stl.	C7	2m
Def. 6-0	15/24	4/8	2/4	1/2	3	4	3
Def. 3-2-1	13/22	4/6	3/5	1/4	0	0	1
Fastbreak	2/2				0	0	0

Attack with goalkeeper out

	Attack				Reaction		
	Att.	Eff.	Shots	TF	FB	LD	Tot.
GK out (7 on 6)	2	50%	1/1	1	0/0	0/0	0/0
GK out pl. minority	1	100%	1/1	0	0/0	0/0	0/0
GK in	56	54%	30/42	12	2/2	0/0	2/2

GK out attack is counted if one part or whole attack was GK out

Attack with player superiority/minority

	Attack				Reaction		
	Att.	Eff.	Shots	TF	FB	LD	Tot.
Superiority +1	8	63%	5/6	1	0/0	0/0	0/0
Normal	38	50%	19/27	10	2/2	0/0	2/2
Minority -1	8	38%	3/6	2	0/0	0/0	0/0

Player superiority counted at the end of attack (in case it changes during attack)

Defense with opponent goalkeeper out

	Attack				Reaction		
	Att.	Eff.	Shots	TF	FB	LD	Tot.
GK in	58	59%	34/52	10	2/2	0/0	2/2

Defense with player superiority/minority

	Attack				Reaction		
	Att.	Eff.	Shots	TF	FB	LD	Tot.
Minority -1	8	63%	5/8	0	0/0	0/0	0/0
Normal	40	58%	23/33	9	2/2	0/0	2/2
Superiority +1	5	80%	4/6	0	0/0	0/0	0/0

Jersey number Tot. Total shooting 6m 6m (line) shooting 9m 9m shooting Wng Wing shooting FB Fastbreak sh. 7m 7m penalty sh.
 Brk. Breakthrough sh. LD Long distance sh. As. Assists PC Pass clear chance E7 Earned 7m pen. TF Technical faults St. Steals
 2m 2m punishments C7. Committed 7m E2 Earned 2m pun. YC. Yellow cards R/B Red/Blue cards Blk. Blocks S Starting Line-up



Super Globe

Saudi Arabia (Dammam)

Final



Match Team Statistics

THW Kiel 32 - 34 Barcelona

31.8.2019. 17:20

Match No. 16

(17 - 15) (15 - 19)

Attendance:

Dammam Sports Hall

Referees: Matija Gubica (CRO) / Boris Milosevic (CRO)

Shot distribution by player

4 D. Duvnjak

1 miss. 1 block

6 H. Reinkind

1/1		
1/1		

1 post

7 M. Landin Jacobsen

1/1		
1/1		
1/1		2/2

11 G. Kristjansson

13 S. Weinhold

		1/1
		2/2

17 P. Wienczek

		1/1
		1/1

18 L. Ekberg

	1/1	1/1
1/1		4/4

22 O. Rahmel

23 R. Dahmke

1 miss.

24 M. Zarabec

28 P. Horak

53 M. Bilyk

2/2		3/3

61 H. Pekeler

	1/1	3/3

65 L. Nilsson

4/4		

TOTAL

2/2	1/1	3/3
1/1		
9/9	1/1	15/15

1 post 2 miss. 1 block

Saves distribution goalkeepers

1 N. Landin Jacobsen

	0/1	0/3
0/2		0/3
0/15	0/4	0/6

21 D. Quenstedt

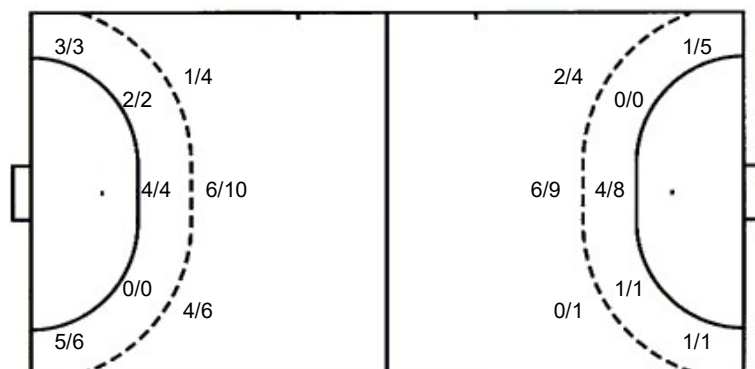
TOTAL

	0/1	0/3
0/2		0/3
0/15	0/4	0/6

Shots by position

ATTACK

DEFENSE



7m penalties 3/5
Fastbreak 2/2
Breakthrough 2/2
Long dist. 0/0

7m penalties 4/4
Fastbreak 2/2
Breakthrough 13/17
Long dist. 0/0

Shooting statistics

Position	Goals	Sav.	Miss.	Post	Blk.	Total	%
Back (9m)	11	6	1	1	1	20	55
Line (6m)	6	0	0	0	0	6	100
Wing	8	0	1	0	0	9	89
7m penalties	3	2	0	0	0	5	60
Fastbreak	2	0	0	0	0	2	100
Breakthrough	2	0	0	0	0	2	100
Total	32	8	2	1	1	44	73

Jersey number Tot. Total shooting 6m 6m (line) shooting 9m 9m shooting Wng. Wing shooting FB Fastbreak sh. 7m 7m penalty sh.
Brk. Breakthrough sh. LD Long distance sh. As. Assists PC Pass clear chance E7 Earned 7m pen. TF Technical faults St. Steals
2m 2m punishments C7. Committed 7m E2 Earned 2m pun. YC. Yellow cards R/B Red/Blue cards Blk. Blocks S Starting Line-up



Super Globe

Saudi Arabia (Dammam)

Final



Match Team Statistics

THW Kiel 32 - 34 Barcelona

31.8.2019. 17:20

Match No. 16

(17 - 15) (15 - 19)

Attendance:

Dammam Sports Hall

Referees: Matija Gubica (CRO) / Boris Milosevic (CRO)

Barcelona

Players		Goals / shots										Attack					Def.			Penalties			TP		
#	Surname and name	S	Tot.	%	9m	6m	Wing	7m	FB	Brk.	LD	As.	PC	E7	E2	TF	St.	C7	Blk	YC	2m	R		B	
1	PEREZ DE VARGAS Gonzalo	S										1				1									46:31
8	TOMAS GONZALEZ Victor	S	3/3	100			1/1		2/2									1			1				52:34
9	ENTRERRIOS Raul		0/1	0	0/1													1			1				15:28
10	SORHAINDO Cedric		2/3	67		2/3							1		1	1		1							15:31
11	ANDERSSON Lasse B.																								
13	ARINO BENGOCHEA Aitor	S	1/4	25			1/4											1			1				51:26
19	N GUESSAN Timothee												1			1									14:14
20	GOMEZ ABELLO Aleix																								15:22
22	PETRUS Goncalves Thiagus																					1			28:18
23	DOLENEC Jure	S	4/4	100				4/4								1									13:29
24	MEM Dika	S	5/10	50	3/6				2/4				1		1	1	1		1				1		33:43
25	CINDRIC Luka		11/15	73	1/2	2/4			8/9				2	1	2	1	3								27:25
28	PASCUAL GARCIA Alex		0/1	0			0/1																		5:42
34	PALMARSSON Aron	S	7/9	78	4/5					3/4			1	2		2					1				42:17
36	MOLLER Kevin																								12:05
72	FABREGAS Ludovic	S	1/2	50		1/2									1	1				1	1				45:55
	Team / bench																								
	UKUPNO		34/52	65	8/14	5/9	2/6	4/4	2/2	13/17	0/0		5	5	4	4	10	0	5	1	3	4	1	0	

Goalkeepers		Saves / shots								
#	Surname and name	Tot.	%	9m	6m	Wing	7m	FB	Brk.	LD
1	PEREZ DE VARGAS Gonzalo	6/31	19	4/12	0/5	0/8	2/3	0/1	0/2	
36	MOLLER Kevin	2/9	22	2/5	0/1		0/2	0/1		
	TOTAL	8/40	20	6/17	0/6	0/8	2/5	0/2	0/2	0/0

Coach: **Xavier Pascual Fuyertes**

Number of attacks: 58, Efficiency: 59%, Average Duration: 38.4 seconds

Attack by type of defense

	Shots	9m	6m	Wing	TF	E7	E2
On def. 6-0	15/24	4/8	2/4	1/2	3	4	3
On def. 3-2-1	13/22	4/6	3/5	1/4	7	0	1
Fastbreak	2/2				0	0	0

Defense by type

	Total	9m	6m	Wing	Stl.	C7	2m
Def. 6-0	25/35	9/18	6/6	8/9	0	4	4
Def. 5-1	2/2	2/2	0/0	0/0	0	1	0
Fastbreak	2/2				0	0	0

Attack with goalkeeper out

	Attack				Reaction		
	Att.	Eff.	Shots	TF	FB	LD	Tot.
GK in	58	59%	34/52	10	2/2	0/0	2/2

GK out attack is counted if one part or whole attack was GK out

Defense with opponent goalkeeper out

	Attack				Reaction		
	Att.	Eff.	Shots	TF	FB	LD	Tot.
GK out (7 on 6)	2	50%	1/1	1	0/0	0/0	0/0
GK in	56	54%	30/42	12	2/2	0/0	2/2

Attack with player superiority/minority

	Attack				Reaction		
	Att.	Eff.	Shots	TF	FB	LD	Tot.
Superiority +1	8	63%	5/8	0	0/0	0/0	0/0
Normal	40	58%	23/33	9	2/2	0/0	2/2
Minority -1	5	80%	4/6	0	0/0	0/0	0/0

Player superiority counted at the end of attack (in case it changes during attack)

Defense with player superiority/minority

	Attack				Reaction		
	Att.	Eff.	Shots	TF	FB	LD	Tot.
Minority -1	8	63%	5/6	1	0/0	0/0	0/0
Normal	38	50%	19/27	10	2/2	0/0	2/2
Superiority +1	8	38%	3/6	2	0/0	0/0	0/0

Jersey number Tot. Total shooting 6m 6m (line) shooting 9m 9m shooting Wng Wing shooting FB Fastbreak sh. 7m 7m penalty sh.
 Brk. Breakthrough sh. LD Long distance sh. As. Assists PC Pass clear chance E7 Earned 7m pen. TF Technical faults St. Steals
 2m 2m punishments C7. Committed 7m E2 Earned 2m pun. YC. Yellow cards R/B Red/Blue cards Blk. Blocks S Starting Line-up

Handball statistics and livescore by Toma-soft ltd (www.toma-soft.hr)



Super Globe

Saudi Arabia (Dammam)

Final



Match Team Statistics

THW Kiel 32 - 34 Barcelona

31.8.2019. 17:20

Match No. 16

(17 - 15) (15 - 19)

Attendance:

Dammam Sports Hall

Referees: Matija Gubica (CRO) / Boris Milosevic (CRO)

Shot distribution by player

8 V. Tomas Gonzalez

2/2		1/1

9 R. Entrerrios

1 miss.

10 C. Sorhaindo

1/1	1/1	

11 L. Andersson

13 A. Arino Bengochea

	1/1	

19 T. N Guessan

20 A. Gomez Abello

22 G. Petrus

23 J. Dolenc

		1/1
		1/1
2/2		

24 D. Mem

1/1		
2/2	1/1	1/1

1 block

25 L. Cindric

1/1		1/1
5/5	1/1	3/3

1 block

28 A. Pascual Garcia

1 miss.

34 A. Palmarsson

		2/2
		1/1
3/3		1/1

1 post 1 block

72 L. Fabregas

	1/1	

TOTAL

	1/1	3/3
2/2		3/3
15/15	4/4	6/6

1 post 2 miss. 3 block

Saves distribution goalkeepers

1 G. Perez De Vargas

0/1	0/1	0/1
0/1		
0/6	0/1	0/14

36 K. Moller

0/1		0/2
0/3		0/1

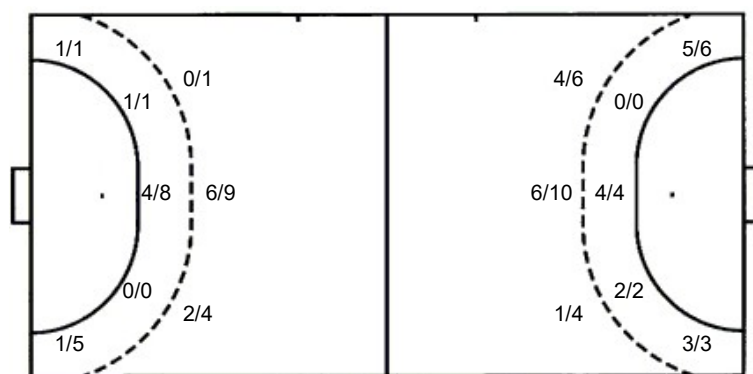
TOTAL

0/2	0/1	0/3
0/1		
0/9	0/1	0/15

Shots by position

ATTACK

DEFENSE



7m penalties 4/4
Fastbreak 2/2
Breakthrough 13/17
Long dist. 0/0

7m penalties 3/5
Fastbreak 2/2
Breakthrough 2/2
Long dist. 0/0

Shooting statistics

Position	Goals	Sav.	Miss.	Post	Blk.	Total	%
Back (9m)	8	2	1	0	3	14	57
Line (6m)	5	4	0	0	0	9	56
Wing	2	3	1	0	0	6	33
7m penalties	4	0	0	0	0	4	100
Fastbreak	2	0	0	0	0	2	100
Breakthrough	13	3	0	1	0	17	76
Total	34	12	2	1	3	52	65

Jersey number Tot. Total shooting 6m 6m (line) shooting 9m 9m shooting Wng. Wing shooting FB Fastbreak sh. 7m 7m penalty sh.
Brk. Breakthrough sh. LD Long distance sh. As. Assists PC Pass clear chance E7 Earned 7m pen. TF Technical faults St. Steals
2m 2m punishments C7. Committed 7m E2 Earned 2m pun. YC. Yellow cards R/B Red/Blue cards Blk. Blocks S Starting Line-up



Super Globe

Saudi Arabia (Dammam)

Final



Match Team Statistics

Match No. 16

THW Kiel 32 - 34 Barcelona

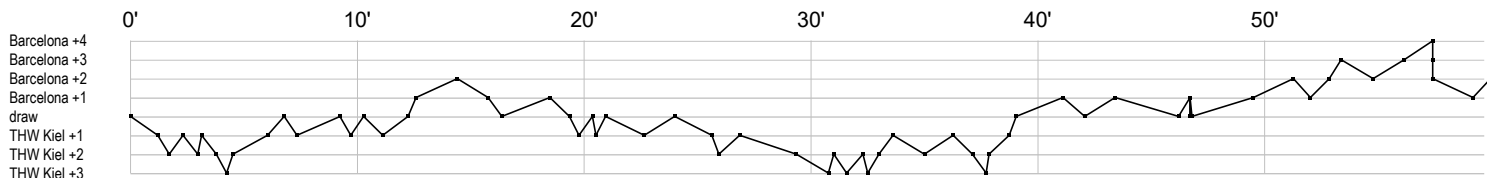
(17 - 15) (15 - 19)

31.8.2019. 17:20

Attendance:

Dammam Sports Hall

Referees: Matija Gubica (CRO) / Boris Milosevic (CRO)



THW Kiel

1 Landin	r r s s r r r y r s r s r r r s r r r r s r r r r s r r r r r r s
4 Duvnjak D	t f x f
6 Reinkind H	e g f a g f
7 Landin	g g t g
11 Kristjansson	a t
13 Weinhold S	g t g c y a f c g i
17 Wiencek P	g b e g b 2 t 2 b
18 Ekberg L	g t g g f g g f i g a g
21 Quenstedt D	
22 Rahmel O	
23 Dahmke R	f t
24 Zarabec M	t e t f a
28 Horak P	2
53 Bilyk M	g g g e i a g f a g
61 Pekeler H	g t g x t c t g t 2 g e
65 Nilsson L	f a g g g f g c i

Barcelona

1 Perez De	r r r r r r r a s s r r s r r r r r r s t r s s r r r r r r r
8 Tomas	g c 2 g g
9 Entrerrios R	c f 2
10 Sorhaindo C	g c p g i f t
11 Andersson L	
13 Arino	g c f f f 2
19 N Guessan T	t p
20 Gomez Abello	
22 Petrus G	
23 Dolnec J	g g t g g
24 Mem D	f g f f a f g g t e f g i g d r
25 Cindric L	f t g i g g e g a e f g g g f t a g p t g g g f
28 Pascual	f
34 Palmarsson A	g y t p g a g f g g f g p t
36 Moller K	r r r s r r r s r
72 Fabregas L	f y i e g x

In game	g Goal scored	f Missed shot	a Assist	t Technical faults	b Steal
2 2min suspension	e Earned 7m	c Committed 7m	y Yellow card	r Red Card	k Blue card
i Earned 2min.	x Block	4 4min suspension	p Pass for clear chance	s Saved shot	r Received goal