



Super Globe

Saudi Arabia (Dammam)

Placement round 5-10 Group A



Match Team Statistics

Sydney Uni 22 - 35 Taubate

29.8.2019. 12:15

Match No. 7

(9 - 17) (13 - 18)

Attendance:

Dammam Sports Hall

Referees: Matija Gubica (CRO) / Boris Milosevic (CRO)

Sydney Uni

Players		Goals / shots										Attack					Def.			Penalties			TP		
#	Surname and name	S	Tot.	%	9m	6m	Wing	7m	FB	Brk.	LD	As.	PC	E7	E2	TF	St.	C7	Blk	YC	2m	R		B	
2	DELHON-BUGARD Arnaud		1/4	25			0/2		1/2			1				1									11:32
4	HAM Niels		2/4	50	1/2				0/1	1/1		1		2		1	1	1							37:33
5	GREGORIO Icaro	S	1/1	100					1/1							1									28:50
7	VIZES Patrik	S	1/5	20	0/3	1/2						1				3									19:44
8	WALLIN Isac		3/5	60	1/1					2/4		2				1									36:22
11	MEHDIZADEH Ali	S	2/7	29	2/7											4				1	1				24:31
13	NOEBEL Matthias	S	1/1	100		1/1										1	1		1		2				34:26
15	KWIATKOWSKI Pawel	S	1/7	14	0/2	0/1				1/4						2									21:01
16	SZALKUCKI Tomasz	S																							28:27
17	ANDRUSENKO Oleksiy		4/4	100	4/4											1									20:20
18	LOUREIRO Kevin																								15:26
21	GERSTCH Thomas																								27:23
22	SZKLARSKI Tomasz		0/2	0			0/1	0/1								1									22:19
23	MATIC Ognjen																					1			18:57
24	CASTRO Cesar	S	4/6	67			2/3	1/1	1/2				1		1	2					1				43:16
27	OLIVEIRA Felipe		2/2	100		2/2																			29:53
Team / bench																					1				
UKUPNO			22/48	46	8/19	4/6	2/6	1/2	3/6	4/9	0/0	5	1	2	1	18	2	1	1	1	3	4	0	0	

Goalkeepers		Saves / shots									
#	Surname and name	Tot.	%	9m	6m	Wing	7m	FB	Brk.	LD	
16	SZALKUCKI Tomasz	4/21	19	1/10	0/1	0/2		2/5	1/3		
21	GERSTCH Thomas	8/25	32	4/6	2/8	0/4		0/4	2/3		
TOTAL		12/46	26	5/16	2/9	0/6	0/0	2/9	3/6	0/0	

Coach: Michael Roth

Number of attacks: 66, Efficiency: 33%, Average Duration: 27.7 seconds

Attack by type of defense

	Shots	9m	6m	Wing	TF	E7	E2
On def. 6-0	12/21	7/13	1/1	1/3	5	0	0
On def. 4-2	1/2	0/1	1/1	0/0	1	0	0
On def. 3-2-1	5/17	1/5	2/4	1/3	12	2	1
Fastbreak	3/6				0	0	0

Defense by type

	Total	9m	6m	Wing	Stl.	C7	2m
Def. 6-0	24/36	10/16	7/9	4/5	1	1	3
Def. 5-1	3/5	1/2	0/1	2/2	0	0	1
Def. 3-2-1	0/0	0/0	0/0	0/0	1	0	0
Fastbreak	7/9				0	0	0

Attack with goalkeeper out

	Attack				Reaction		
	Att.	Eff.	Shots	TF	FB	LD	Tot.
GK out (7 on 6)	1	0%	0/0	1	0/0	0/0	0/0
GK out pl. minority	1	0%	0/1	0	0/0	0/0	0/0
GK in	64	34%	22/47	17	7/9	1/1	8/10

GK out attack is counted if one part or whole attack was GK out

Attack with player superiority/minority

	Attack				Reaction		
	Att.	Eff.	Shots	TF	FB	LD	Tot.
Superiority +1	2	50%	1/2	0	0/0	0/0	0/0
Normal	52	37%	19/37	14	7/9	0/0	7/9
Minority -1	8	25%	2/7	2	0/0	1/1	1/1

Player superiority counted at the end of attack (in case it changes during attack)

Defense with opponent goalkeeper out

	Attack				Reaction		
	Att.	Eff.	Shots	TF	FB	LD	Tot.
GK in	65	54%	35/52	14	3/6	0/0	3/6

Defense with player superiority/minority

	Attack				Reaction		
	Att.	Eff.	Shots	TF	FB	LD	Tot.
Minority -1	9	67%	6/10	0	0/0	0/0	0/0
Normal	51	53%	27/38	13	3/6	0/0	3/6
Superiority +1	2	50%	1/2	0	0/0	0/0	0/0

Jersey number Tot. Total shooting 6m 6m (line) shooting 9m 9m shooting Wng Wing shooting FB Fastbreak sh. 7m 7m penalty sh.
 Brk. Breakthrough sh. LD Long distance sh. As. Assists PC Pass clear chance E7 Earned 7m pen. TF Technical faults St. Steals
 2m 2m punishments C7. Committed 7m E2 Earned 2m pun. YC. Yellow cards R/B Red/Blue cards Blk. Blocks S Starting Line-up



Super Globe

Saudi Arabia (Dammam)

Placement round 5-10 Group A



Match Team Statistics

Sydney Uni 22 - 35 Taubate

(9 - 17) (13 - 18)

29.8.2019. 12:15

Match No. 7

Attendance:

Dammam Sports Hall

Referees: Matija Gubica (CRO) / Boris Milosevic (CRO)

Shot distribution by player

2 A. Delhon-Bugard

		1/1

1 post

4 N. Ham

1/1		1/1

5 I. Gregorio

		1/1

7 P. Vizes

		1/1

2 block

8 I. Wallin

1/1		
	1/1	1/1

11 A. Mehdizadeh

1/1		1/1

1 post 2 miss. 1 block

13 M. Noebel

	1/1	

15 P. Kwiatkowski

1/1		

2 miss.

17 O. Andrusenko

1/1		1/1
		1/1
1/1		

18 K. Loureiro

22 T. Szklarski

23 O. Matic

24 C. Castro

	1/1	2/2
1/1		

27 F. Oliveira

1/1	1/1	

TOTAL

3/3	1/1	4/4
1/1		1/1
5/5	2/2	5/5

2 post 4 miss. 3 block

Saves distribution goalkeepers

16 T. Szalkucki

	0/1	
		0/2
0/4	0/1	0/9

21 T. Gerstch

0/1	0/3	0/2
0/2		0/1
0/3	0/1	0/5

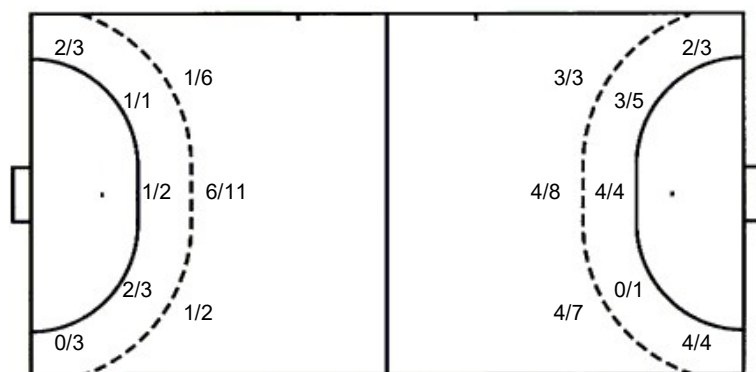
TOTAL

0/1	0/4	0/2
0/2		0/3
0/7	0/2	0/14

Shots by position

ATTACK

DEFENSE



7m penalties 1/2
Fastbreak 3/6
Breakthrough 4/9
Long dist. 0/0

7m penalties 0/1
Fastbreak 7/9
Breakthrough 3/6
Long dist. 1/1

Shooting statistics

Position	Goals	Sav.	Miss.	Post	Blk.	Total	%
Back (9m)	8	5	2	1	3	19	42
Line (6m)	4	2	0	0	0	6	67
Wing	2	3	0	1	0	6	33
7m penalties	1	1	0	0	0	2	50
Fastbreak	3	3	0	0	0	6	50
Breakthrough	4	3	2	0	0	9	44
Total	22	17	4	2	3	48	46

Jersey number Tot. Total shooting 6m 6m (line) shooting 9m 9m shooting Wng. Wing shooting FB Fastbreak sh. 7m 7m penalty sh.
Brk. Breakthrough sh. LD Long distance sh. As. Assists PC Pass clear chance E7 Earned 7m pen. TF Technical faults St. Steals
2m 2m punishments C7. Committed 7m E2 Earned 2m pun. YC. Yellow cards R/B Red/Blue cards Blk. Blocks S Starting Line-up



Super Globe

Saudi Arabia (Dammam)

Placement round 5-10 Group A



Match Team Statistics

Sydney Uni 22 - 35 Taubate

29.8.2019. 12:15

Match No. 7

(9 - 17) (13 - 18)

Attendance:

Dammam Sports Hall

Referees: Matija Gubica (CRO) / Boris Milosevic (CRO)

Taubate

Players		Goals / shots										Attack					Def.			Penalties			TP		
#	Surname and name	S	Tot.	%	9m	6m	Wing	7m	FB	Brk.	LD	As.	PC	E7	E2	TF	St.	C7	Blk	YC	2m	R		B	
1	SANTOS Maik	S	1/1	100							1/1	1													59:08
2	SOARES Andre		2/3	67			1/1	0/1	1/1																28:06
5	LOBATO Rafael	S	2/3	67		0/1	1/1		1/1																33:27
8	BORGES Guilherme	S	4/5	80		2/3			2/2						1		3								32:08
9	CANDIDO Lucas		3/3	100			3/3									1									25:59
10	SANTOS Thiago	S	2/2	100	1/1					1/1		2	1			4	1	1							29:07
11	ANDRADE Cleber	S	0/1	0					0/1							4	1								34:59
13	BARROS Denys																								
15	SILVA Leandro		4/4	100	3/3		1/1					2	1		1	1		2				1			26:03
23	QUOST Rodrigo	S	7/7	100		4/4			3/3			1			1		1	1							31:54
24	COMERLATO Leonardo		4/7	57	4/7							1													25:29
25	TEIXEIRA Vinicius											1		1											27:50
35	PERRELA Matheus		1/4	25	0/1	0/1				1/2		1				1									29:00
71	CANEPA Santiago	S	4/7	57	2/3	1/1	0/1			1/2		2				1									21:43
77	AIZEN Lucas		1/5	20	1/3				0/1	0/1		2			1	2	1	1							15:07
81	NASCIMENTO Luiz Ricardo																								
	Team / bench																								
	UKUPNO		35/52	67	11/18	7/10	6/7	0/1	7/9	3/6	1/1	13	2	1	4	14	7	2	3	1	1	0	0		

Goalkeepers		Saves / shots								
#	Surname and name	Tot.	%	9m	6m	Wing	7m	FB	Brk.	LD
1	SANTOS Maik	17/39	44	5/13	2/6	3/5	1/2	3/6	3/7	
81	NASCIMENTO Luiz Ricardo									
	TOTAL	17/39	44	5/13	2/6	3/5	1/2	5/6	3/7	0/0

Coach: **Marcus Oliveira**

Number of attacks: 65, Efficiency: 54%, Average Duration: 27.2 seconds

Attack by type of defense

	Shots	9m	6m	Wing	TF	E7	E2
On def. 6-0	24/36	10/16	7/9	4/5	14	1	3
On def. 5-1	3/5	1/2	0/1	2/2	0	0	1
Fastbreak	7/9				0	0	0

Defense by type

	Total	9m	6m	Wing	Stl.	C7	2m
Def. 6-0	12/21	7/13	1/1	1/3	7	0	0
Def. 4-2	1/2	0/1	1/1	0/0	0	0	0
Def. 3-2-1	5/17	1/5	2/4	1/3	0	2	1
Fastbreak	3/6				0	0	0

Attack with goalkeeper out

	Attack				Reaction		
	Att.	Eff.	Shots	TF	FB	LD	Tot.
GK in	65	54%	35/52	14	3/6	0/0	3/6

GK out attack is counted if one part or whole attack was GK out

Attack with player superiority/minority

	Attack				Reaction		
	Att.	Eff.	Shots	TF	FB	LD	Tot.
Superiority +1	9	67%	6/10	0	0/0	0/0	0/0
Normal	51	53%	27/38	13	3/6	0/0	3/6
Minority -1	2	50%	1/2	0	0/0	0/0	0/0

Player superiority counted at the end of attack (in case it changes during attack)

Defense with opponent goalkeeper out

	Attack				Reaction		
	Att.	Eff.	Shots	TF	FB	LD	Tot.
GK out (7 on 6)	1	0%	0/0	1	0/0	0/0	0/0
GK in	64	34%	22/47	17	7/9	1/1	8/10

Defense with player superiority/minority

	Attack				Reaction		
	Att.	Eff.	Shots	TF	FB	LD	Tot.
Minority -1	2	50%	1/2	0	0/0	0/0	0/0
Normal	52	37%	19/37	14	7/9	0/0	7/9
Superiority +1	8	25%	2/7	2	0/0	1/1	1/1

Jersey number Tot. Total shooting 6m 6m (line) shooting 9m 9m shooting Wng Wing shooting FB Fastbreak sh. 7m 7m penalty sh.
 Brk. Breakthrough sh. LD Long distance sh. As. Assists PC Pass clear chance E7 Earned 7m pen. TF Technical faults St. Steals
 2m 2m punishments C7. Committed 7m E2 Earned 2m pun. YC. Yellow cards R/B Red/Blue cards Blk. Blocks S Starting Line-up



Super Globe

Saudi Arabia (Dammam)

Placement round 5-10 Group A



Match Team Statistics

Match No. 7

Sydney Uni 22 - 35 Taubate

(9 - 17) (13 - 18)

29.8.2019. 12:15

Attendance:

Dammam Sports Hall

Referees: Matija Gubica (CRO) / Boris Milosevic (CRO)

Shot distribution by player

2 A. Soares

1/1		
1/1		

1 miss.

5 R. Lobato

	1/1	
		1/1

1 post

8 G. Borges

		1/1
		3/3

9 L. Candido

	2/2	
		1/1

10 T. Santos

2/2		

11 C. Andrade

13 D. Barros

15 L. Silva

1/1		
		1/1
1/1		1/1

23 R. Quost

	1/1	1/1
1/1		
1/1	1/1	2/2

24 L. Comerlato

		1/1
	1/1	2/2

1 post

25 V. Teixeira

35 M. Perrela

		1/1

71 S. Canepa

2/2		2/2

1 post

77 L. Aizen

		1/1

1 block

TOTAL

1/1	4/4	2/2
2/2		3/3
7/7	2/2	13/13

3 post 1 miss. 1 block

Saves distribution goalkeepers

1 M. Santos

0/3	0/1	0/4
0/1		0/1
0/5	0/2	0/5

81 L. Nascimento

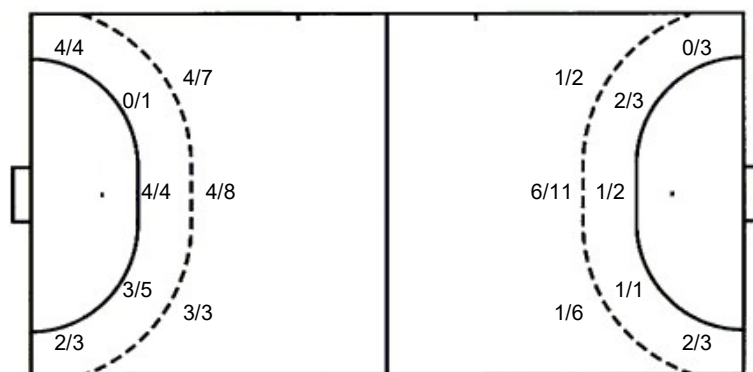
TOTAL

0/3	0/1	0/4
0/1		0/1
0/5	0/2	0/5

Shots by position

ATTACK

DEFENSE



7m penalties 0/1
Fastbreak 7/9
Breakthrough 3/6
Long dist. 1/1

7m penalties 1/2
Fastbreak 3/6
Breakthrough 4/9
Long dist. 0/0

Shooting statistics

Position	Goals	Sav.	Miss.	Post	Blk.	Total	%
Back (9m)	11	5	0	1	1	18	61
Line (6m)	7	2	0	1	0	10	70
Wing	6	0	0	1	0	7	86
7m penalties	0	0	1	0	0	1	0
Fastbreak	7	2	0	0	0	9	78
Breakthrough	3	3	0	0	0	6	50
Total	34	12	1	3	1	51	67

Jersey number Tot. Total shooting 6m 6m (line) shooting 9m 9m shooting Wng. Wing shooting FB Fastbreak sh. 7m 7m penalty sh.
Brk. Breakthrough sh. LD Long distance sh. As. Assists PC Pass clear chance E7 Earned 7m pen. TF Technical faults St. Steals
2m 2m punishments C7. Committed 7m E2 Earned 2m pun. YC. Yellow cards R/B Red/Blue cards Blk. Blocks S Starting Line-up



Super Globe
Saudi Arabia (Dammam)
 Placement round 5-10 Group A

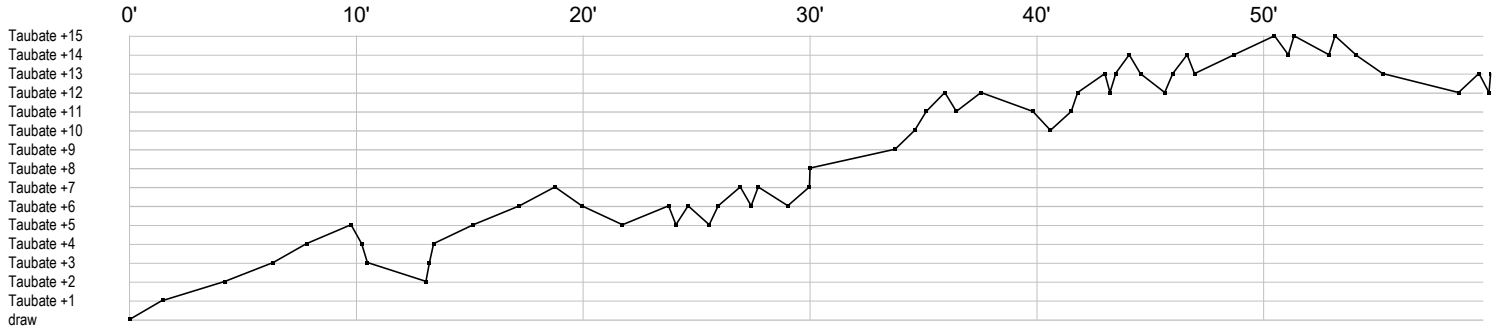


Match Team Statistics
Match No. 7

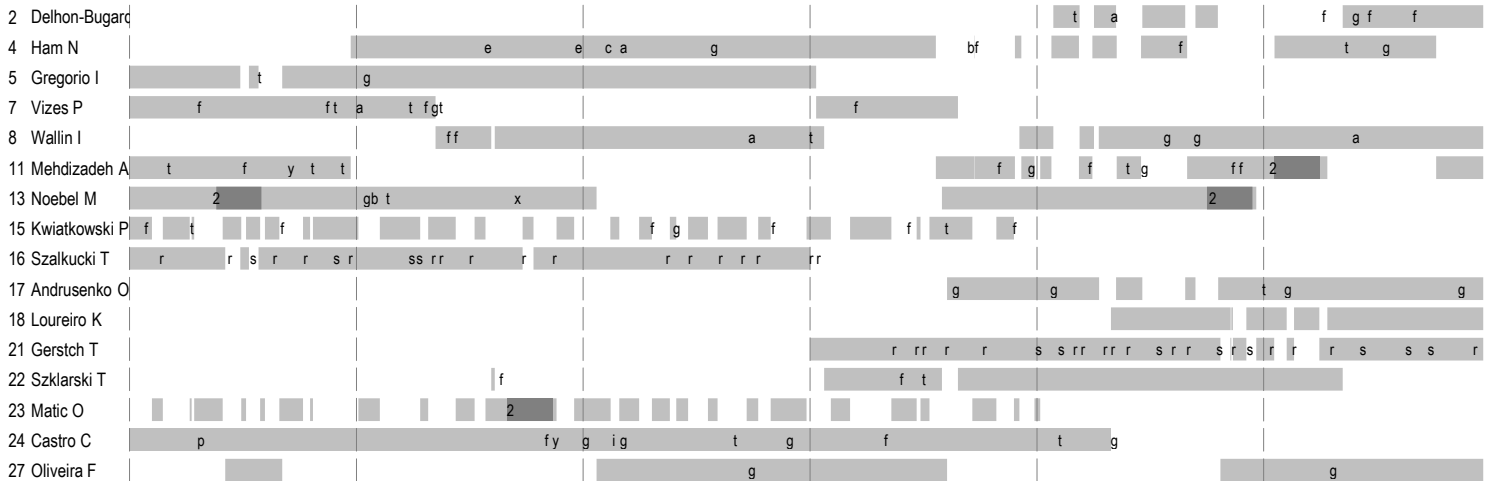
Sydney Uni 22 - 35 Taubate
 (9 - 17) (13 - 18)

29.8.2019. 12:15
 Attendance:
 Dammam Sports Hall


Referees: Matija Gubica (CRO) / Boris Milosevic (CRO)



Sydney Uni



Taubate



In game	g Goal scored	f Missed shot	a Assist	t Technical faults	b Steal
2 2min suspension	e Earned 7m	c Committed 7m	y Yellow card	r Red Card	k Blue card
i Earned 2min.	x Block	4 4min suspension	p Pass for clear chance	s Saved shot	r Received goal