



Super Globe

Saudi Arabia (Dammam)

Eighth final



Match Team Statistics

Sydney Uni 27 - 41 THW Kiel

27.8.2019. 16:15

Match No. 1

(18 - 23) (9 - 18)

Attendance: 600

Dammam Sports Hall

Referees: Ricardo Fonseca (POR) / Duarte Santos (POR)

Sydney Uni

Players		Goals / shots										Attack					Def.			Penalties			TP			
#	Surname and name	S	Tot.	%	9m	6m	Wing	7m	FB	Brk.	LD	As.	PC	E7	E2	TF	St.	C7	Blk	YC	2m	R		B		
2	DELHON-BUGARD Arnaud															1									11:46	
4	HAM Niels		3/6	50	0/2	0/1			1/1	2/2					1			2	2						22:38	
5	GREGORIO Icaro		2/3	67			2/3					1						1							33:18	
7	VIZES Patrik	S	5/12	42	5/9	0/1		0/1			0/1					3		1							41:05	
8	WALLIN Isac		1/4	25	1/4										1			1							16:16	
11	MEHDIZADEH Ali	S	6/10	60	4/8					2/2						2									36:26	
13	NOEBEL Matthias	S	1/2	50	0/1	1/1																	1		39:29	
15	KWIATKOWSKI Pawel		1/2	50	1/1					0/1		2		1	1	3									18:27	
16	SZALKUCKI Tomasz	S																							30:44	
17	ANDRUSENKO Oleksiy		0/1	0	0/1											3			1						16:05	
18	LOUREIRO Kevin		2/2	100			1/1		1/1							1									13:03	
21	GERSTCH Thomas																								26:44	
22	SZKLARSKI Tomasz	S	1/2	50			0/1	1/1																	30:39	
23	MATIC Ognjen	S															1	1		1					19:54	
24	CASTRO Cesar	S	5/11	45	2/4		2/5	0/1		1/1				1											44:06	
27	OLIVEIRA Felipe															1									19:20	
Team / bench																										
UKUPNO			27/55	49	13/30	1/3	5/10	1/3	2/2	5/6	0/1	3	0	3	2	14	5	4	1	1	2	0	0			

Goalkeepers		Saves / shots								
#	Surname and name	Tot.	%	9m	6m	Wing	7m	FB	Brk.	LD
16	SZALKUCKI Tomasz	7/30	23	2/15	3/7	0/1		2/6	0/1	
21	GERSTCH Thomas	3/20	15	0/4	1/3	1/3	1/2	0/6	0/2	
TOTAL		10/50	20	2/19	4/10	1/4	1/2	2/12	0/3	0/0

Coach: Michael Roth

Number of attacks: 65, Efficiency: 42%, Average Duration: 29.5 seconds

Attack by type of defense

	Shots	9m	6m	Wing	TF	E7	E2
On def. 6-0	24/49	13/30	1/3	5/10	14	3	2
Fastbreak	2/2				0	0	0

Defense by type

	Total	9m	6m	Wing	Stl.	C7	2m
Def. 6-0	23/31	14/16	4/8	3/5	5	3	1
Def. 5-1	6/8	3/4	2/2	0/1	0	1	1
Fastbreak	10/13				0	0	0

Attack with goalkeeper out

	Attack				Reaction		
	Att.	Eff.	Shots	TF	FB	LD	Tot.
GK out (7 on 6)	1	0%	0/0	1	0/0	0/0	0/0
GK out pl. minority	2	0%	0/3	1	0/0	1/1	1/1
GK in	62	44%	27/52	12	10/13	0/0	10/13

GK out attack is counted if one part or whole attack was GK out

Attack with player superiority/minority

	Attack				Reaction		
	Att.	Eff.	Shots	TF	FB	LD	Tot.
Superiority +1	7	43%	3/6	1	0/0	0/0	0/0
Normal	46	39%	18/36	11	8/11	0/0	8/11
Minority -1	3	33%	1/4	1	0/0	1/1	1/1

Player superiority counted at the end of attack (in case it changes during attack)

Defense with opponent goalkeeper out

	Attack				Reaction		
	Att.	Eff.	Shots	TF	FB	LD	Tot.
GK in	65	63%	41/57	8	2/2	0/1	2/3

Defense with player superiority/minority

	Attack				Reaction		
	Att.	Eff.	Shots	TF	FB	LD	Tot.
Minority -1	2	50%	1/2	0	0/0	0/0	0/0
Normal	48	63%	30/40	8	2/2	0/0	2/2
Superiority +1	5	60%	3/5	0	0/0	0/1	0/1

Jersey number Tot. Total shooting 6m 6m (line) shooting 9m 9m shooting Wng Wing shooting FB Fastbreak sh. 7m 7m penalty sh.
 Brk. Breakthrough sh. LD Long distance sh. As. Assists PC Pass clear chance E7 Earned 7m pen. TF Technical faults St. Steals
 2m 2m punishments C7. Committed 7m E2 Earned 2m pun. YC. Yellow cards R/B Red/Blue cards Blk. Blocks S Starting Line-up

Handball statistics and livescore by Toma-soft ltd (www.toma-soft.hr)



Super Globe

Saudi Arabia (Dammam)

Eighth final



Match Team Statistics

Sydney Uni 27 - 41 THW Kiel

27.8.2019. 16:15

Match No. 1

(18 - 23) (9 - 18)

Attendance: 600

Dammam Sports Hall

Referees: Ricardo Fonseca (POR) / Duarte Santos (POR)

Shot distribution by player

2 A. Delhon-Bugard	4 N. Ham	5 I. Gregorio	7 P. Vizes	8 I. Wallin	11 A. Mehdizadeh	13 M. Noebel																																																																		
<table border="1" style="width: 100%;"><tr><td> </td><td> </td><td> </td></tr><tr><td> </td><td> </td><td> </td></tr><tr><td> </td><td> </td><td> </td></tr></table>										<table border="1" style="width: 100%;"><tr><td> </td><td> </td><td> </td></tr><tr><td> </td><td> </td><td>1/1</td></tr><tr><td>2/2</td><td> </td><td> </td></tr></table> <p>1 miss.</p>						1/1	2/2			<table border="1" style="width: 100%;"><tr><td> </td><td> </td><td> </td></tr><tr><td> </td><td> </td><td> </td></tr><tr><td> </td><td>1/1</td><td>1/1</td></tr></table>								1/1	1/1	<table border="1" style="width: 100%;"><tr><td> </td><td> </td><td>1/1</td></tr><tr><td> </td><td> </td><td>3/3</td></tr><tr><td> </td><td> </td><td>1/1</td></tr></table> <p>3 block</p>			1/1			3/3			1/1	<table border="1" style="width: 100%;"><tr><td> </td><td> </td><td> </td></tr><tr><td> </td><td> </td><td> </td></tr><tr><td> </td><td> </td><td> </td></tr></table> <p>2 block</p>										<table border="1" style="width: 100%;"><tr><td> </td><td>1/1</td><td>1/1</td><td> </td></tr><tr><td> </td><td> </td><td> </td><td> </td></tr><tr><td>2/2</td><td> </td><td> </td><td>2/2</td></tr></table> <p>1 miss.</p>		1/1	1/1						2/2			2/2	<table border="1" style="width: 100%;"><tr><td> </td><td> </td><td> </td></tr><tr><td> </td><td> </td><td> </td></tr><tr><td> </td><td> </td><td>1/1</td></tr></table>									1/1
		1/1																																																																						
2/2																																																																								
	1/1	1/1																																																																						
		1/1																																																																						
		3/3																																																																						
		1/1																																																																						
	1/1	1/1																																																																						
2/2			2/2																																																																					
		1/1																																																																						
15 P. Kwiatkowski	17 O. Andrusenko	18 K. Loureiro	22 T. Szklarski	23 O. Matic	24 C. Castro	27 F. Oliveira																																																																		
<table border="1" style="width: 100%;"><tr><td> </td><td> </td><td> </td></tr><tr><td> </td><td> </td><td> </td></tr><tr><td> </td><td> </td><td>1/1</td></tr></table> <p>1 post</p>									1/1	<table border="1" style="width: 100%;"><tr><td> </td><td> </td><td> </td></tr><tr><td> </td><td> </td><td> </td></tr><tr><td> </td><td> </td><td> </td></tr></table> <p>1 block</p>										<table border="1" style="width: 100%;"><tr><td> </td><td> </td><td> </td></tr><tr><td> </td><td> </td><td> </td></tr><tr><td> </td><td> </td><td>2/2</td></tr></table>									2/2	<table border="1" style="width: 100%;"><tr><td> </td><td> </td><td> </td></tr><tr><td> </td><td> </td><td> </td></tr><tr><td> </td><td> </td><td>1/1</td></tr></table>									1/1	<table border="1" style="width: 100%;"><tr><td> </td><td> </td><td> </td></tr><tr><td> </td><td> </td><td> </td></tr><tr><td> </td><td> </td><td> </td></tr></table>										<table border="1" style="width: 100%;"><tr><td> </td><td> </td><td>2/2</td><td> </td></tr><tr><td> </td><td> </td><td> </td><td> </td></tr><tr><td>3/3</td><td> </td><td> </td><td> </td></tr></table> <p>4 post 1 miss.</p>			2/2						3/3				<table border="1" style="width: 100%;"><tr><td> </td><td> </td><td> </td></tr><tr><td> </td><td> </td><td> </td></tr><tr><td> </td><td> </td><td> </td></tr></table>									
		1/1																																																																						
		2/2																																																																						
		1/1																																																																						
		2/2																																																																						
3/3																																																																								

TOTAL

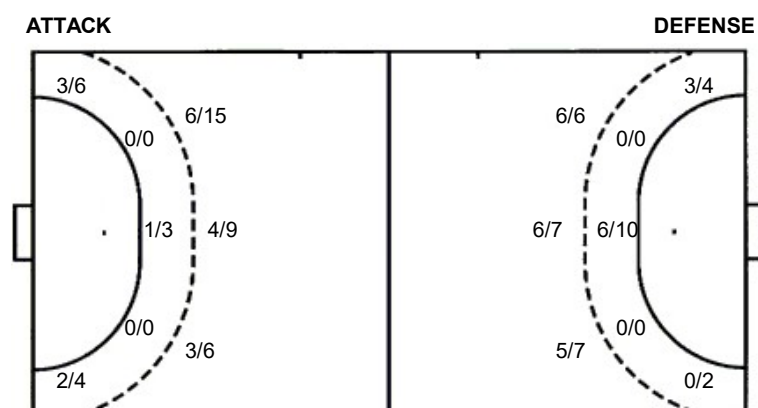
1/1	3/3	1/1
		4/4
10/10	1/1	7/7

5 post 3 miss. 6 block

Saves distribution goalkeepers

16 T. Szalkucki			21 T. Gerstch			TOTAL		
0/3	0/1	0/2			0/2	0/3	0/1	0/4
0/1		0/1	0/4		0/2	0/5		0/3
0/9		0/6	0/4		0/4	0/13		0/10

Shots by position



7m penalties	1/3	7m penalties	1/4
Fastbreak	2/2	Fastbreak	10/13
Breakthrough	5/6	Breakthrough	3/3
Long dist.	0/1	Long dist.	1/1

Shooting statistics

Position	Goals	Sav.	Miss.	Post	Blk.	Total	%
Back (9m)	13	8	2	1	6	30	43
Line (6m)	1	2	0	0	0	3	33
Wing	5	2	1	2	0	10	50
7m penalties	1	1	0	1	0	3	33
Fastbreak	2	0	0	0	0	2	100
Breakthrough	5	0	0	1	0	6	83
Total	27	13	3	5	6	54	50

Jersey number Tot. Total shooting 6m 6m (line) shooting 9m 9m shooting Wng. Wing shooting FB Fastbreak sh. 7m 7m penalty sh.
 Brk. Breakthrough sh. LD Long distance sh. As. Assists PC Pass clear chance E7 Earned 7m pen. TF Technical faults St. Steals
 2m 2m punishments C7. Committed 7m E2 Earned 2m pun. YC. Yellow cards R/B Red/Blue cards Blk. Blocks S Starting Line-up



Super Globe

Saudi Arabia (Dammam)

Eighth final



Match Team Statistics

Sydney Uni 27 - 41 THW Kiel

27.8.2019. 16:15

Match No. 1

(18 - 23) (9 - 18)

Attendance: 600

Dammam Sports Hall

Referees: Ricardo Fonseca (POR) / Duarte Santos (POR)

THW Kiel

Players		Goals / shots										Attack					Def.			Penalties			TP		
#	Surname and name	S	Tot.	%	9m	6m	Wing	7m	FB	Brk.	LD	As.	PC	E7	E2	TF	St.	C7	Blk	YC	2m	R		B	
1	LANDIN JACOBSEN Niklas											3				1									29:44
4	DUVNJAK Domagoj																								
6	REINKIND Harald		3/4	75	1/2					2/2					1	1	1								16:54
7	LANDIN JACOBSEN Magnus		1/1	100	1/1							1	1	1					1						18:45
11	KRISTJANSSON Gisli Thorgeir		2/2	100	2/2							1		1											20:34
13	WEINHOLD Steffen Kristian	S	4/5	80	4/5							5	4			4									31:17
17	WIENCEK Patrick		5/6	83		3/4			2/2			1	1				2		1						27:19
18	EKBERG Lars Niclas		2/4	50			0/1	0/1	2/2																6:48
21	QUENSTEDT Dario	S																							30:00
22	RAHMEL Ole	S	4/6	67	1/1	1/1	0/1	0/1	2/2										1						53:43
23	DAHMKKE Rune	S	9/13	69	1/1		3/4	1/2	4/6			1				1	1	2		1					43:05
24	ZARABEC Miha	S										3													27:29
28	HORAK Pavel		3/5	60	2/3	1/2								1			1	1				2			28:17
53	BILYK Mykola		1/2	50					0/1	1/1		1	1												19:42
61	PEKELER Hendrik	S	2/4	50		1/3					1/1	1				1			2						33:42
65	NILSSON Lukas Eric Oliver	S	5/5	100	5/5							2	2	1											32:41
	Team / bench																								
	UKUPNO		41/57	72	17/20	6/10	3/6	1/4	10/13	3/3	1/1	19	10	4	1	8	4	3	5	1	2	0	0		

Goalkeepers		Saves / shots								
#	Surname and name	Tot.	%	9m	6m	Wing	7m	FB	Brk.	LD
1	LANDIN JACOBSEN Niklas	9/18	50	6/12	1/1	1/3		0/1		1/1
21	QUENSTEDT Dario	5/23	22	2/9	1/2	1/4	1/2	0/1	0/5	
	TOTAL	14/41	34	8/21	2/3	2/7	1/2	2/2	0/5	1/1

Coach: Filip Jicha

Number of attacks: 65, Efficiency: 63%, Average Duration: 25.8 seconds

Attack by type of defense

	Shots	9m	6m	Wing	TF	E7	E2
On def. 6-0	23/31	14/16	4/8	3/5	7	3	1
On def. 5-1	6/8	3/4	2/2	0/1	1	1	0
Fastbreak	10/13				0	0	0

Defense by type

	Total	9m	6m	Wing	Stl.	C7	2m
Def. 6-0	24/49	13/30	1/3	5/10	4	3	2
Fastbreak	2/2				0	0	0

Attack with goalkeeper out

	Attack				Reaction		
	Att.	Eff.	Shots	TF	FB	LD	Tot.
GK in	65	63%	41/57	8	2/2	0/1	2/3

GK out attack is counted if one part or whole attack was GK out

Defense with opponent goalkeeper out

	Attack				Reaction		
	Att.	Eff.	Shots	TF	FB	LD	Tot.
GK out (7 on 6)	1	0%	0/0	1	0/0	0/0	0/0
GK out pl. super.	2	0%	0/3	1	0/0	1/1	1/1
GK in	62	44%	27/52	12	10/13	0/0	10/13

Attack with player superiority/minority

	Attack				Reaction		
	Att.	Eff.	Shots	TF	FB	LD	Tot.
Superiority +1	2	50%	1/2	0	0/0	0/0	0/0
Normal	48	63%	30/40	8	2/2	0/0	2/2
Minority -1	5	60%	3/5	0	0/0	0/1	0/1

Player superiority counted at the end of attack (in case it changes during attack)

Defense with player superiority/minority

	Attack				Reaction		
	Att.	Eff.	Shots	TF	FB	LD	Tot.
Minority -1	7	43%	3/6	1	0/0	0/0	0/0
Normal	46	39%	18/36	11	8/11	0/0	8/11
Superiority +1	3	33%	1/4	1	0/0	1/1	1/1

Jersey number Tot. Total shooting 6m 6m (line) shooting 9m 9m shooting Wng Wing shooting FB Fastbreak sh. 7m 7m penalty sh.
 Brk. Breakthrough sh. LD Long distance sh. As. Assists PC Pass clear chance E7 Earned 7m pen. TF Technical faults St. Steals
 2m 2m punishments C7. Committed 7m E2 Earned 2m pun. YC. Yellow cards R/B Red/Blue cards Blk. Blocks S Starting Line-up



Super Globe

Saudi Arabia (Dammam)

Eighth final



Match Team Statistics

Sydney Uni 27 - 41 THW Kiel

27.8.2019. 16:15

Match No. 1

(18 - 23) (9 - 18)

Attendance: 600

Dammam Sports Hall

Referees: Ricardo Fonseca (POR) / Duarte Santos (POR)

Shot distribution by player

4 D. Duvnjak

6 H. Reinkind

2/2		
		1/1

1 miss.

7 M. Landin Jacobsen

1/1		

11 G. Kristjansson

1/1		1/1

13 S. Weinhold

1/1		
1/1		2/2

17 P. Wienczek

1/1	1/1	1/1
		1/1
1/1		

18 L. Ekberg

1/1		1/1

1 post

22 O. Rahmel

2/2		
1/1		1/1

1 miss.

23 R. Dahmke

		1/1
		2/2
1/1		3/3

2 post 1 miss. 2/2 lob

24 M. Zarabec

28 P. Horak

1/1		
2/2		

53 M. Bilyk

1/1		

61 H. Pekeler

2/2		

65 L. Nilsson

1/1		2/2
1/1		1/1

TOTAL

3/3	1/1	4/4
5/5		3/3
13/13		10/10

3 post 3 miss. 2/2 lob

Saves distribution goalkeepers

1 N. Landin Jacobsen

	0/1	
		0/1
0/2	0/1	0/4

21 D. Quenstedt

0/1	0/2	0/1
		0/3
0/8		0/3

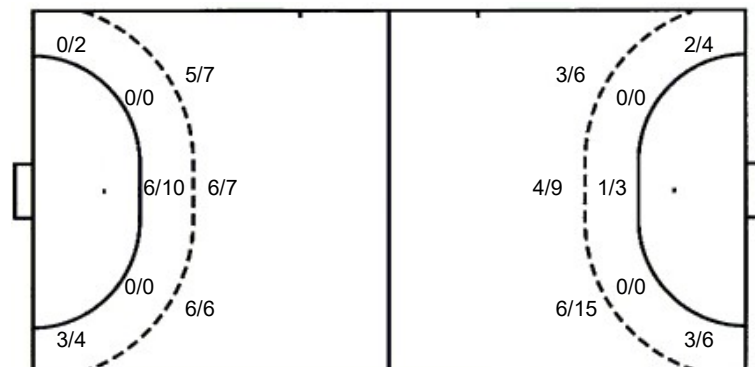
TOTAL

0/1	0/3	0/1
		0/4
0/10	0/1	0/7

Shots by position

ATTACK

DEFENSE



7m penalties 1/4
Fastbreak 10/13
Breakthrough 3/3
Long dist. 1/1

7m penalties 1/3
Fastbreak 2/2
Breakthrough 5/6
Long dist. 0/1

Shooting statistics

Position	Goals	Sav.	Miss.	Post	Blk.	Total	%
Back (9m)	17	2	1	0	0	20	85
Line (6m)	6	4	0	0	0	10	60
Wing	3	1	0	2	0	6	50
7m penalties	1	1	1	1	0	4	25
Fastbreak	10	2	1	0	0	13	77
Breakthrough	3	0	0	0	0	3	100
Total	40	10	3	3	0	56	71

Jersey number Tot. Total shooting 6m 6m (line) shooting 9m 9m shooting Wng. Wing shooting FB Fastbreak sh. 7m 7m penalty sh.
Brk. Breakthrough sh. LD Long distance sh. As. Assists PC Pass clear chance E7 Earned 7m pen. TF Technical faults St. Steals
2m 2m punishments C7. Committed 7m E2 Earned 2m pun. YC. Yellow cards R/B Red/Blue cards Blk. Blocks S Starting Line-up



Super Globe

Saudi Arabia (Dammam)

Eighth final



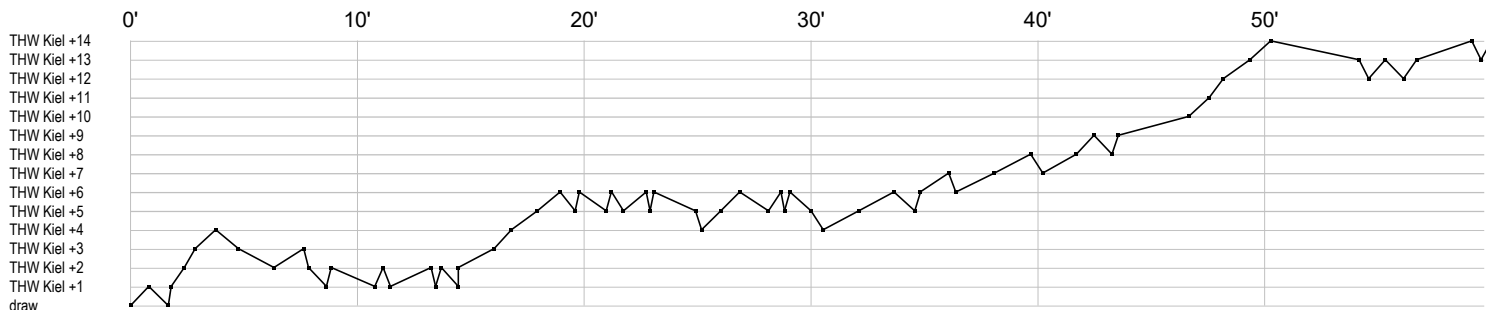
Match Team Statistics
Match No. 1

Sydney Uni 27 - 41 THW Kiel

(18 - 23) (9 - 18)

27.8.2019. 16:15
Attendance: 600
Dammam Sports Hall

Referees: Ricardo Fonseca (POR) / Duarte Santos (POR)



Sydney Uni

Player	0-10'	10-20'	20-30'	30-40'	40-50'	50-60'
2 Delhon-Bugarac			t			
4 Ham N		g	bg e g	2	fc	fc b f
5 Gregorio I			g b			g f a
7 Vizes P	g	g f	f t	g	f g	f f t f g t b f
8 Wallin I				c f g f	f i	
11 Mehdizadeh A	gf	g	g g t f	f g	g	t f
13 Noebel M		g		f	2	
15 Kwiatkowski P	t f a ei	a	g	t	t	
16 Szalkucki T	r r r r	s r s r	s r r r s r	r r r r	r r	s
17 Andrusenko O		x		t t t f		
18 Loureiro K					t	g
21 Gerstch T				sr r r r r	r r r r r	r r r r r sr r s r
22 Szklarski T	f		g			
23 Matic O	c y				b	
24 Castro C	g f	g	f ef fg f	g g	f	
27 Oliveira F					t	

THW Kiel

Player	0-10'	10-20'	20-30'	30-40'	40-50'	50-60'
1 Landin				r ss r ar	s r s r	sas s s r r r t s a r
4 Duvnjak D				t g	g f gi	
6 Reinkind H	e			e a g p x		
7 Landin						
11 Kristjansson			g			e g
13 Weinhold S	g a p p g	f g g a a	a t t a			t t p p
17 Wienczek P		g g	g bp			g ba f x
18 Ekberg L				fg g f		
21 Quenstedt D	rs sr r r r s	r r r r s s	r r r r r r			
22 Rahmel O	g f			x	g g	g f
23 Dahmke R	g	g f yc	t gg f c		g b f g a g g	f g
24 Zarabec M		a		a a		
28 Horak P		f 2c	g f g		2	bp
53 Bilyk M			p g a f			
61 Pekeler H	g f f			g x	t xa	
65 Nilsson L	g a a	g p g	g p g			e

In game **g** Goal scored **f** Missed shot **a** Assist **t** Technical faults **b** Steal
2 2min suspension **e** Earned 7m **c** Committed 7m **y** Yellow card **r** Red Card **k** Blue card
i Earned 2min. **x** Block **4** 4min suspension **p** Pass for clear chance **s** Saved shot **r** Received goal