



11th IHF Men's Youth World Championship 2025 Egypt

Main Round - Group II, 1. round

Match Team Statistics
Match No. 56

Iceland 28 - 29 Serbia
(14 - 17) (14 - 12)

11.8.2025. 19:30
Attendance: 100
Cairo Stadium 2

Referees: Alexei Covalciuc (MDA) / Igor Covalciuc (MDA) / ()

Iceland

| # | Surname and name | S | Goals / shots | | | | | | | Attack | | | | | Def. | | | Penalties | | | | TP | | | |
|----|-------------------------|---|---------------|-----|------|-----|-------|-----|-----|--------|-----|-----|----|----|------|----|-----|-----------|-----|----|----|----|---|---|-------|
| | | | Tot. | % | 9m | 6m | Wing | 7m | FB | Brk. | LD | As. | PC | E7 | E2 | TF | St. | C7 | Blk | YC | 2m | | R | B | |
| 1 | SIGURDARSON Jens | S | | | | | | | | | | | | | | | | | | | | | | | 37:23 |
| 4 | SINDRASON Gardar Ingi | S | 3/7 | 43 | 2/4 | | | | 0/1 | 1/2 | | | | | 6 | 1 | 2 | | | 1 | 1 | | | | 55:55 |
| 7 | GUNNARSSON Ingvar Dagur | | | | | | | | | | | | | | | | | | | | | | 1 | | 22:36 |
| 9 | BALDVINSSON Marel | | | | | | | | | | | | | | 1 | | | | | | | | | 1 | 22:07 |
| 10 | MONTORO Daniel | | | | | | | | | | | | | | | | | | | | | | | | |
| 11 | ERLINGSSON Andri | | | | | | | | | | | | | | | | | | | | | | | | 6:37 |
| 12 | ATLASON Sigurjón Bragi | S | | | | | | | | | | | | | | | | | | | | | | | 17:41 |
| 13 | HEIMISSON Dagur Árni | S | 7/12 | 58 | 3/7 | | | | 1/1 | 2/3 | 1/1 | | | 1 | 1 | | | | 2 | 4 | | 1 | | | 58:27 |
| 15 | HJARTARSON Stefán Magni | S | 7/7 | 100 | | | | 7/7 | | | | | | | | 1 | | | | | | | | | 57:01 |
| 18 | GUDMUNDSSON Ágúst | | 4/4 | 100 | 2/2 | | | 2/2 | | | | | | | 7 | | | | | 1 | | | 2 | | 22:04 |
| 19 | FANNARSSON Dagur Leó | | 1/2 | 50 | 0/1 | 1/1 | | | | | | | | | | | | | | | | 1 | | | 26:20 |
| 21 | TEITSSON Bessi | S | 4/5 | 80 | | 1/1 | 3/4 | | | | | | | | | | | | | 1 | 2 | | | | 59:00 |
| 22 | BERGTHORSSON Jens Bragi | S | 2/3 | 67 | | 2/3 | | | | | | | | | | | | | | | | | | | 16:33 |
| 23 | ADALSTEINSSON Elís Thór | | 0/1 | 0 | 0/1 | | | | | | | | | | | | | | | | | | | | 18:16 |
| 28 | GUDMUNDSSON Haukur | | | | | | | | | | | | | | | | | | | | | | | | |
| 29 | THORBJARNARSON Hrafn | | | | | | | | | | | | | | | | | | | | | | | | |
| | Team / bench | | | | | | | | | | | | | | | | | | | | | | | 1 | 1 |
| | TOTAL | | 28/41 | 68 | 7/15 | 4/5 | 10/11 | 2/2 | 1/2 | 3/5 | 1/1 | | | 15 | 3 | 2 | 2 | 9 | 5 | 4 | 0 | 1 | 4 | 1 | 0 |

| # | Surname and name | Saves / shots | | | | | | | | |
|----|------------------------|---------------|----|------|------|------|-----|-----|------|-----|
| | | Tot. | % | 9m | 6m | Wing | 7m | FB | Brk. | LD |
| 1 | SIGURDARSON Jens | 6/25 | 24 | 2/6 | 1/6 | 1/4 | 0/3 | | 2/6 | |
| 12 | ATLASON Sigurjón Bragi | 4/14 | 29 | 0/4 | 2/5 | 0/1 | 1/1 | | 0/2 | 1/1 |
| | TOTAL | 10/39 | 26 | 2/10 | 3/11 | 1/5 | 1/4 | 0/0 | 2/8 | 1/1 |

Coach: Heimir Rikhardsson

Number of attacks: 49, Efficiency: 57%, Average Duration: 36.45 seconds

Attack by type of defense

| | Shots | 9m | 6m | Wing | TF | E7 | E2 |
|-------------|-------|------|-----|-------|----|----|----|
| On def. 6-0 | 24/36 | 7/15 | 4/5 | 10/11 | 9 | 2 | 2 |
| Fastbreak | 1/2 | | | | 0 | 0 | 0 |

Defense by type

| | Total | 9m | 6m | Wing | Stl. | C7 | 2m |
|-----------|-------|-----|-----|------|------|----|----|
| Def. 6-0 | 5/7 | 1/2 | 2/3 | 1/1 | 0 | 1 | 0 |
| Def. 5-1 | 20/29 | 7/8 | 5/8 | 3/4 | 4 | 2 | 0 |
| Def. 4-2 | 1/1 | 0/0 | 1/1 | 0/0 | 1 | 1 | 0 |
| Fastbreak | 0/0 | | | | 0 | 0 | 4 |

Attack with superiority / minority / goalkeeper out

| | Attack | | | | Reaction | | |
|-----------------|--------|------|-------|----|----------|-----|------|
| | Att. | Eff. | Shots | TF | FB | LD | Tot. |
| 7 on 6 (GK out) | 3 | 33% | 1/1 | 2 | 0/0 | 0/0 | 0/0 |
| 6 on 6 (GK out) | 3 | 33% | 1/1 | 2 | 0/0 | 0/0 | 0/0 |
| 6 on 5 (GK out) | 3 | 67% | 2/3 | 0 | 0/0 | 0/0 | 0/0 |
| 5 on 6 (GK out) | 1 | 100% | 1/1 | 0 | 0/0 | 0/0 | 0/0 |
| 6 on 6 | 33 | 58% | 19/29 | 4 | | | |
| 6 on 5 | 6 | 67% | 4/5 | 1 | | | |

Player superiority / GK out counted at the end of attack (in case it changes during attack)

Defense with superiority / minority / goalkeeper out

| | Attack | | | | Reaction | | |
|-----------------|--------|------|-------|----|----------|-----|------|
| | Att. | Eff. | Shots | TF | FB | LD | Tot. |
| 7 on 6 (GK out) | 2 | 100% | 2/2 | 0 | 0/0 | 0/0 | 0/0 |
| 6 on 6 (GK out) | 4 | 50% | 2/2 | 2 | 0/0 | 1/1 | 1/1 |
| 6 on 6 | 35 | 60% | 21/29 | 6 | | | |
| 6 on 5 (GK out) | 2 | 100% | 2/2 | 0 | 0/0 | 0/0 | 0/0 |
| 6 on 5 | 3 | 0% | 0/2 | 1 | | | |
| 6 on 4 | 2 | 100% | 2/2 | 0 | | | |

Numbers show attacking numbers of opponent. Lower efficiency of opponent means better defense of this team

Jersey number Tot. Total shooting 6m 6m (line) shooting 9m 9m shooting Wng Wing shooting FB Fastbreak sh. 7m 7m penalty sh.
 Brk. Breakthrough sh. LD Long distance sh. As. Assists PC Pass clear chance E7 Earned 7m pen. TF Technical faults St. Steals
 2m 2m punishments C7. Committed 7m E2 Earned 2m pun. YC. Yellow cards R/B Red/Blue cards Blk. Blocks S Starting Line-up



11th IHF Men's Youth World Championship 2025 Egypt

Main Round - Group II, 1. round

Match Team Statistics

Match No. 56

Iceland 28 - 29 Serbia

(14 - 17) (14 - 12)

11.8.2025. 19:30

Attendance: 100

Cairo Stadium 2

Referees: Alexei Covalciuc (MDA) / Igor Covalciuc (MDA) / ()

Shot distribution by player

4 G. Sindrason

| | | |
|-----|-----|-----|
| | | 0/1 |
| | 1/1 | |
| 1/2 | 0/1 | 1/1 |

1 block

7 I. Gunnarsson

| | | |
|--|--|--|
| | | |
| | | |
| | | |

9 M. Baldvinsson

| | | |
|--|--|--|
| | | |
| | | |
| | | |

10 D. Montoro

| | | |
|--|--|--|
| | | |
| | | |
| | | |

11 A. Erlingsson

| | | |
|--|--|--|
| | | |
| | | |
| | | |

13 D. Heimisson

| | | |
|-----|-----|-----|
| | 1/1 | 1/1 |
| 2/2 | 1/1 | |
| | 1/3 | 1/1 |

1 post 2 miss.

15 S. Hjartarson

| | | |
|-----|-----|--|
| 2/2 | 2/2 | |
| | | |
| | 3/3 | |

18 Á. Gudmundsson

| | | |
|-----|-----|--|
| 2/2 | | |
| 1/1 | | |
| | 1/1 | |

19 D. Fannarsson

| | | |
|--|-----|-----|
| | | |
| | 0/1 | 1/1 |
| | | |

21 B. Teitsson

| | | |
|-----|-----|-----|
| | | 1/1 |
| | | 1/1 |
| 1/2 | 1/1 | |

22 J. Bergthórsson

| | | |
|--|-----|-----|
| | | |
| | | 0/1 |
| | 1/1 | 1/1 |

23 E. Adalsteinsson

| | | |
|--|--|--|
| | | |
| | | |
| | | |

1 block

28 H. Gudmundsson

| | | |
|--|--|--|
| | | |
| | | |
| | | |

29 H. Thorbjarnarson

| | | |
|--|--|--|
| | | |
| | | |
| | | |

TOTAL

| | | |
|-----|------|-----|
| 4/4 | 3/3 | 2/3 |
| 3/3 | 2/3 | 2/3 |
| 2/4 | 7/10 | 3/3 |

1 post 2 miss. 2 block

Saves distribution goalkeepers

1 J. Sigurdarson

| | | |
|-----|-----|-----|
| 1/2 | 1/2 | 0/1 |
| 1/2 | 1/3 | 0/3 |
| 2/5 | 0/4 | 0/3 |

12 S. Atlason

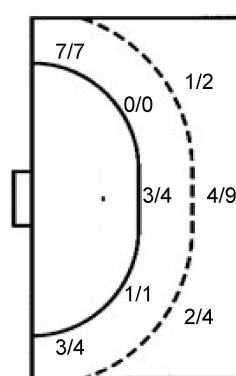
| | | |
|-----|-----|-----|
| | 2/3 | 0/1 |
| | 1/1 | 0/2 |
| 0/3 | 0/2 | 1/2 |

TOTAL

| | | |
|-----|-----|-----|
| 1/2 | 3/5 | 0/2 |
| 1/2 | 2/4 | 0/5 |
| 2/8 | 0/6 | 1/5 |

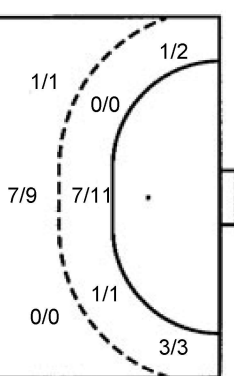
Shots by position

ATTACK



7m penalties 2/2
Fastbreak 1/2
Breakthrough 3/5
Long dist. 1/1

DEFENSE



7m penalties 3/4
Fastbreak 0/0
Breakthrough 6/10
Long dist. 0/1

Shooting statistics

| Position | Goals | Sav. | Miss. | Post | Blk. | Total | % |
|--------------|-----------|----------|----------|----------|----------|-----------|-----------|
| Back (9m) | 7 | 4 | 1 | 1 | 2 | 15 | 47 |
| Line (6m) | 4 | 1 | 0 | 0 | 0 | 5 | 80 |
| Wing | 10 | 1 | 0 | 0 | 0 | 11 | 91 |
| 7m penalties | 2 | 0 | 0 | 0 | 0 | 2 | 100 |
| Fastbreak | 1 | 1 | 0 | 0 | 0 | 2 | 50 |
| Breakthrough | 3 | 1 | 1 | 0 | 0 | 5 | 60 |
| Total | 27 | 8 | 2 | 1 | 2 | 40 | 68 |

Jersey number Tot. Total shooting 6m 6m (line) shooting 9m 9m shooting Wng Wing shooting FB Fastbreak sh. 7m 7m penalty sh.
Brk. Breakthrough sh. LD Long distance sh. As. Assists PC Pass clear chance E7 Earned 7m pen. TF Technical faults St. Steals
2m 2m punishments C7. Committed 7m E2 Earned 2m pun. YC. Yellow cards R/B Red/Blue cards Blk. Blocks S Starting Line-up

Handball statistics and livescore by Toma-soft ltd (www.toma-soft.hr)



11th IHF Men's Youth World Championship 2025 Egypt

Main Round - Group II, 1. round

Match Team Statistics

Match No. 56

Iceland 28 - 29 Serbia

(14 - 17) (14 - 12)

11.8.2025. 19:30

Attendance: 100

Cairo Stadium 2

Referees: Alexei Covalciuc (MDA) / Igor Covalciuc (MDA) / ()

Serbia

| Players | | Goals / shots | | | | | | | | | Attack | | | | | Def. | | | Penalties | | | TP | | | |
|---------|--------------------|---------------|-------|-----|------|------|------|-----|-----|------|--------|-----|----|----|----|------|-----|----|-----------|----|----|----|---|---|-------|
| # | Surname and name | S | Tot. | % | 9m | 6m | Wing | 7m | FB | Brk. | LD | As. | PC | E7 | E2 | TF | St. | C7 | Blk | YC | 2m | | R | B | |
| 1 | ZEKIĆ Dušan | | | | | | | | | | | | | | | | | | | | | | | | 0:33 |
| 4 | PERIĆ Uroš | | | | | | | | | | | | | | | | | | | | | | | | |
| 7 | JOKIĆ Marko | S | 3/3 | 100 | | | 3/3 | | | | | 1 | | | | 1 | | 1 | | | | | | | 58:12 |
| 10 | SIMIĆ Ivan | S | 2/3 | 67 | | 2/3 | | | | | | | | 2 | 1 | | | | | | | | | | 31:26 |
| 13 | STANKOVIĆ Uroš | S | 7/10 | 70 | 3/4 | | | | | 4/6 | | 1 | 2 | | 1 | 1 | | 1 | | | | | | | 53:16 |
| 14 | POPOVIĆ Petar | | | | | | | | | | | | 1 | | | | | | | | | | | | |
| 15 | ARSIĆ Nikola | | | | | | | | | | | | | | | | | | | | | | | | |
| 16 | TOT MELJKUTI David | S | | | | | | | | | | | | | | | | | | | | | | | 56:56 |
| 17 | DRASKO Djordje | | 4/5 | 80 | 1/1 | | | 3/3 | | 0/1 | | 7 | 3 | 1 | 1 | 2 | | | 1 | | | | | | 47:35 |
| 23 | PAVLOVIĆ Vukašin | | 1/1 | 100 | 1/1 | | | | | | | | | | 1 | | | | | | | | | | 11:45 |
| 33 | STANKOV Andrija | S | 6/9 | 67 | | 6/9 | | | | | | | | 1 | | 1 | | | | | | | | | 58:48 |
| 34 | CENIĆ Ognjen | S | 5/9 | 56 | 3/4 | | | 0/1 | | 2/3 | 0/1 | 3 | 2 | | | 3 | 1 | | | | | 2 | | | 45:46 |
| 36 | BRKIĆ Strahinja | | | | | | | | | | | | | | | | | | | | | | | | |
| 44 | MILOSEVIĆ Filip | | | | | | | | | | | | | | | | | | | | | | | | 0:48 |
| 96 | MRĐAN Danilo | | | | | | | | | | | | | | | | | | | | | | | | |
| 99 | ČAVIĆ Nenad | S | 1/2 | 50 | | 1/2 | | | | | | | | | | | | | 1 | | | 1 | | | 54:49 |
| | Team / bench | | | | | | | | | | | | | | | | | | | | | | | | |
| | TOTAL | | 29/42 | 69 | 8/10 | 8/12 | 4/5 | 3/4 | 0/0 | 6/10 | 0/1 | 12 | 8 | 4 | 3 | 9 | 1 | 2 | 2 | 0 | 4 | 0 | 0 | | |

| Goalkeepers | | Saves / shots | | | | | | | | |
|-------------|--------------------|---------------|----|------|-----|------|-----|-----|------|-----|
| # | Surname and name | Tot. | % | 9m | 6m | Wing | 7m | FB | Brk. | LD |
| 1 | ZEKIĆ Dušan | 0/1 | 0 | | | | 0/1 | | | |
| 16 | TOT MELJKUTI David | 8/34 | 24 | 4/11 | 1/5 | 1/11 | 0/1 | 1/2 | 1/4 | |
| | TOTAL | 8/35 | 23 | 4/11 | 1/5 | 1/11 | 0/2 | 1/2 | 1/4 | 0/0 |

Coach: Zoran Todić

Number of attacks: 48, Efficiency: 60%, Average Duration: 38.55 seconds

Attack by type of defense

| | Shots | 9m | 6m | Wing | TF | E7 | E2 |
|-------------|-------|-----|-----|------|----|----|----|
| On def. 6-0 | 5/7 | 1/2 | 2/3 | 1/1 | 0 | 1 | 0 |
| On def. 5-1 | 20/29 | 7/8 | 5/8 | 3/4 | 7 | 2 | 3 |
| On def. 4-2 | 1/1 | 0/0 | 1/1 | 0/0 | 2 | 1 | 0 |
| Fastbreak | 0/0 | | | | 0 | 0 | 0 |

Defense by type

| | Total | 9m | 6m | Wing | Stl. | C7 | 2m |
|-----------|-------|------|-----|-------|------|----|----|
| Def. 6-0 | 24/36 | 7/15 | 4/5 | 10/11 | 1 | 2 | 0 |
| Fastbreak | 1/2 | | | | 0 | 0 | 4 |

Attack with superiority / minority / goalkeeper out

| | Attack | | | | Reaction | | |
|-----------------|--------|------|-------|----|----------|-----|------|
| | Att. | Eff. | Shots | TF | FB | LD | Tot. |
| 7 on 6 (GK out) | 2 | 100% | 2/2 | 0 | 0/0 | 0/0 | 0/0 |
| 6 on 6 (GK out) | 4 | 50% | 2/2 | 2 | 0/0 | 1/1 | 1/1 |
| 6 on 6 | 35 | 60% | 21/29 | 6 | | | |
| 6 on 5 (GK out) | 2 | 100% | 2/2 | 0 | 0/0 | 0/0 | 0/0 |
| 6 on 5 | 3 | 0% | 0/2 | 1 | | | |
| 6 on 4 | 2 | 100% | 2/2 | 0 | | | |

Player superiority / GK out counted at the end of attack (in case it changes during attack)

Defense with superiority / minority / goalkeeper out

| | Attack | | | | Reaction | | |
|-----------------|--------|------|-------|----|----------|-----|------|
| | Att. | Eff. | Shots | TF | FB | LD | Tot. |
| 7 on 6 (GK out) | 3 | 33% | 1/1 | 2 | 0/0 | 0/0 | 0/0 |
| 6 on 6 (GK out) | 3 | 33% | 1/1 | 2 | 0/0 | 0/0 | 0/0 |
| 6 on 5 (GK out) | 3 | 67% | 2/3 | 0 | 0/0 | 0/0 | 0/0 |
| 5 on 6 (GK out) | 1 | 100% | 1/1 | 0 | 0/0 | 0/0 | 0/0 |
| 6 on 6 | 33 | 58% | 19/29 | 4 | | | |
| 6 on 5 | 6 | 67% | 4/5 | 1 | | | |

Numbers show attacking numbers of opponent. Lower efficiency of opponent means better defense of this team

Jersey number Tot. Total shooting 6m 6m (line) shooting 9m 9m shooting Wng Wing shooting FB Fastbreak sh. 7m 7m penalty sh.
 Brk. Breakthrough sh. LD Long distance sh. As. Assists PC Pass clear chance E7 Earned 7m pen. TF Technical faults St. Steals
 2m 2m punishments C7. Committed 7m E2 Earned 2m pun. YC. Yellow cards R/B Red/Blue cards Blk. Blocks S Starting Line-up



11th IHF Men's Youth World Championship 2025 Egypt

Main Round - Group II, 1. round

Match Team Statistics

Match No. 56

Iceland 28 - 29 Serbia

(14 - 17) (14 - 12)

11.8.2025. 19:30

Attendance: 100

Cairo Stadium 2

Referees: Alexei Covalciuc (MDA) / Igor Covalciuc (MDA) / ()

Shot distribution by player

| | | | | | | |
|---------------------------------|--------------------------------|------------------------------|----------------------------------|----------------------------------|------------------------------|-------------------------------|
| 4 U. Perić [Grid] | 7 M. Jokić [Grid] | 10 I. Simic [Grid] | 13 U. Stanković [Grid] | 14 P. Popović [Grid] | 15 N. Arsić [Grid] | 17 D. Draško [Grid] |
| 23 V. Pavlović [Grid] | 33 A. Stankov [Grid] | 34 O. Cenic [Grid] | 36 S. Brkić [Grid] | 44 F. Milošević [Grid] | 96 D. Mrđan [Grid] | 99 N. Čavić [Grid] |

TOTAL

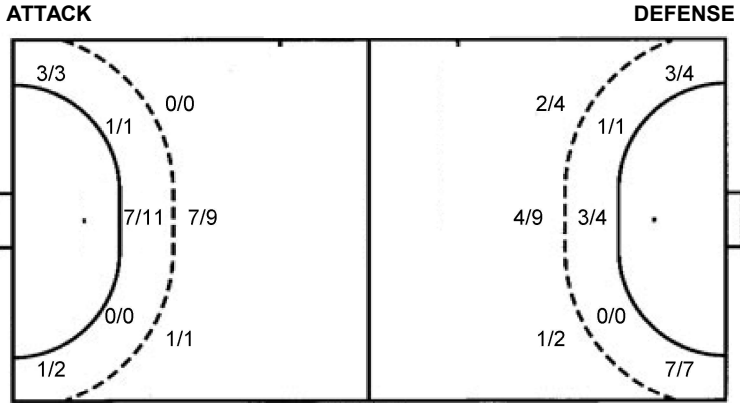
| | | |
|-----|-----|-----|
| 1/2 | 2/5 | 2/2 |
| 1/2 | 2/4 | 5/5 |
| 6/8 | 6/6 | 4/5 |

2 post 1 miss.

Saves distribution goalkeepers

| | | |
|-----------------------------|-------------------------------------|------------------------|
| 1 D. Zekić [Grid] | 16 D. Tot Meljkuti [Grid] | TOTAL [Grid] |
|-----------------------------|-------------------------------------|------------------------|

Shots by position



| | | | |
|--------------|------|--------------|-----|
| 7m penalties | 3/4 | 7m penalties | 2/2 |
| Fastbreak | 0/0 | Fastbreak | 1/2 |
| Breakthrough | 6/10 | Breakthrough | 3/5 |
| Long dist. | 0/1 | Long dist. | 1/1 |

Shooting statistics

| Position | Goals | Sav. | Miss. | Post | Blk. | Total | % |
|--------------|-----------|----------|----------|----------|----------|-----------|-----------|
| Back (9m) | 8 | 2 | 0 | 0 | 0 | 10 | 80 |
| Line (6m) | 8 | 3 | 0 | 1 | 0 | 12 | 67 |
| Wing | 4 | 1 | 0 | 0 | 0 | 5 | 80 |
| 7m penalties | 3 | 1 | 0 | 0 | 0 | 4 | 75 |
| Fastbreak | 0 | 0 | 0 | 0 | 0 | 0 | 0 |
| Breakthrough | 6 | 2 | 1 | 1 | 0 | 10 | 60 |
| Total | 29 | 9 | 1 | 2 | 0 | 41 | 71 |

Jersey number Tot. Total shooting 6m 6m (line) shooting 9m 9m shooting Wng Wing shooting FB Fastbreak sh. 7m 7m penalty sh.
 Brk. Breakthrough sh. LD Long distance sh. As. Assists PC Pass clear chance E7 Earned 7m pen. TF Technical faults St. Steals
 2m 2m punishments C7. Committed 7m E2 Earned 2m pun. YC. Yellow cards R/B Red/Blue cards Blk. Blocks S Starting Line-up



11th IHF Men's Youth World Championship 2025 Egypt

Main Round - Group II, 1. round

Match Team Statistics

Match No. 56

Iceland 28 - 29 Serbia

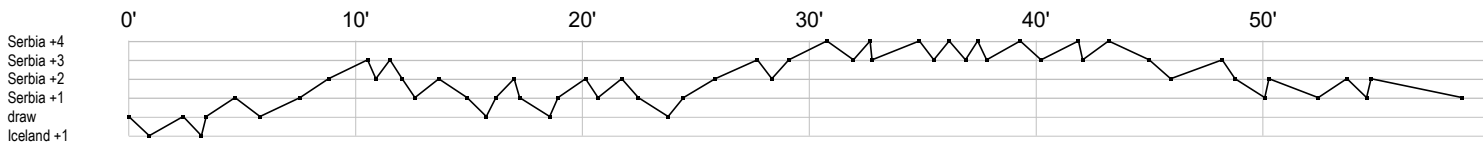
(14 - 17) (14 - 12)

11.8.2025. 19:30

Attendance: 100

Cairo Stadium 2

Referees: Alexei Covalciuc (MDA) / Igor Covalciuc (MDA) / ()



Iceland

| | | | | |
|-------------------|-------------------|-------------------|---------------|--------------------|
| 1 Sigurdarson J | s r r r r r r r r | r r r r r r r r r | r r r s s r | r r s s s |
| 4 Sindrason G | g a p e | a e a f | g a f a | af f t bg |
| 7 Gunnarsson I | | | | 2 t |
| 9 Baldvinsson | | | b | b a r |
| 10 Montoro D | | | | |
| 11 Erlingsson A | | | | s r |
| 12 Atlason S | | r r s r r | r s r r r r s | |
| 13 Heimisson D | f p t | i c g f t g | g f | g f i t g g f a t |
| 15 Hjartarson S | | g | g | p g g g g g |
| 18 Gudmundsson | g | a | g a2 | t g a g a a a g 2c |
| 19 Fannarsson D | | g | c | f |
| 21 Teitsson B | f | g b | g | t g b |
| 22 Bergthorsson | g f | g | | |
| 23 Adalsteinsson | f c | | | |
| 28 Gudmundsson | | | | |
| 29 Thorbjarnarson | | | | |

Serbia

| | | | | | | | | | |
|-------------------|-----------|-------|-------------|-------------|-------------|-----------|---------------|-------|--|
| 1 Zekić D | | r | | | | | | | |
| 4 Perić U | | | | | | | | | |
| 7 Jokić M | | | c | g | g t g | a | | | |
| 10 Simić I | | e | g | | 2 | g | f | ei | |
| 13 Stanković U | f | c | p | g | g g a | t | gi p | f g f | |
| 14 Popović P | p | | | | | | | | |
| 15 Arsić N | | | | | | | | | |
| 16 Tot Meljkuti D | r r s r s | r r s | r r r | r r r s s r | r r s r r r | r r r r s | r r r r r | r | |
| 17 Draško D | g p a | g t a | g a x a a e | | a | | a f i g p t p | | |
| 23 Pavlović V | | | | | g t | | | | |
| 33 Stankov A | g e f g | g | f g | | g t | | g | f | |
| 34 Cenić O | a a p | g b g | t t p 2 | f g g f a | | g | f f2 | t | |
| 36 Brkić S | | | | | | | | | |
| 44 Milošević F | | | | | | | | | |
| 96 Mrđan D | | | | | | | | | |
| 99 Čavić N | xg | 2 | | | | | | f | |

| | | | | | |
|-------------------|---------------|-------------------|-------------------------|--------------------|-----------------|
| In game | g Goal scored | f Missed shot | a Assist | t Technical faults | b Steal |
| 2 2min suspension | e Earned 7m | c Committed 7m | y Yellow card | r Red Card | k Blue card |
| i Earned 2min. | x Block | 4 4min suspension | p Pass for clear chance | s Saved shot | r Received goal |