



# 11th IHF Men's Youth World Championship 2025 Egypt

Main Round - Group I, 1. round

Match Team Statistics

## Hungary 33 - 32 Austria

11.8.2025. 15:00

Match No. 50

(16 - 14) (17 - 18)

Attendance: 358

Cairo Stadium

Referees: Omer Al-Shahi (OMA) / Khamis Al Wahibi (OMA) / ()

### Hungary

Players		Goals / shots									Attack					Def.			Penalties			TP			
#	Surname and name	S	Tot.	%	9m	6m	Wing	7m	FB	Brk.	LD	As.	PC	E7	E2	TF	St.	C7	Blk	YC	2m		R	B	
6	HORVATH-GARABA Adám																					2			21:45
8	GANCS-PETŐ Máté	S	2/3	67			1/2	1/1														1			29:28
12	BALOGH Adám	S	0/1	0						0/1															47:01
14	EKLEMOVIC Márkó		10/14	71	4/6			1/2		5/6		5	2	3	1	1									31:20
19	SZÖKRÉNYES László																					1			2:56
21	KUCSERA Máté	S	1/2	50			1/2															1			24:52
27	RACSKÓ Máté	S														1		1							29:21
29	HOFFMANN Balázs		1/2	50			1/2					1				1									30:34
31	FAZEKAS Máté	S	9/13	69	4/7	1/1				4/5		4	3	2		2									49:28
32	APRÓ Botond		3/7	43	0/1	0/1		2/3		1/2		1					2								33:31
47	VINCZE Péter																								12:22
64	MÉSZÁROS Máté	S	4/4	100		4/4										1						1			41:44
66	FURKA Márton		2/3	67		2/3							1	1											14:36
88	LENDVAI Szabolcs		1/1	100	1/1																				9:57
90	VÁRADY-SZABÓ László																								8:54
91	SZUJÓ Zsombor	S																1							32:06
Team / bench																						1			
TOTAL			33/50	66	9/15	7/9	3/6	4/6	0/0	10/14	0/0	11	6	6	1	6	2	2	1	1	5	0	0		

Goalkeepers		Saves / shots								
#	Surname and name	Tot.	%	9m	6m	Wing	7m	FB	Brk.	LD
12	BALOGH Adám	6/34	18	2/9	1/8	1/5	1/1	0/4	1/7	
90	VÁRADY-SZABÓ László	1/5	20	0/1	0/2	1/1			0/1	
TOTAL		7/39	18	2/10	1/10	2/6	1/1	0/4	1/8	0/0

Coach: István Gulyás

Number of attacks: 54, Efficiency: 61%, Average Duration: 36.19 seconds

### Attack by type of defense

	Shots	9m	6m	Wing	TF	E7	E2
On def. 6-0	29/44	9/15	7/9	3/6	6	6	1
Fastbreak	0/0				0	0	0

### Defense by type

	Total	9m	6m	Wing	Stl.	C7	2m
Def. 6-0	28/43	8/18	9/10	4/7	2	2	0
Fastbreak	4/4				0	0	5

### Attack with superiority / minority / goalkeeper out

	Attack				Reaction		
	Att.	Eff.	Shots	TF	FB	LD	Tot.
7 on 6 (GK out)	4	75%	3/4	0	0/0	0/0	0/0
6 on 6 (GK out)	5	80%	4/5	0	0/0	0/0	0/0
6 on 6	41	56%	23/35	6			
6 on 5	3	67%	2/3	0			
5 on 6	1	100%	1/1	0			

Player superiority / GK out counted at the end of attack (in case it changes during attack)

### Defense with superiority / minority / goalkeeper out

	Attack				Reaction		
	Att.	Eff.	Shots	TF	FB	LD	Tot.
6 on 6 (GK out)	1	0%	0/1	0	0/0	0/0	0/0
6 on 6	43	58%	25/37	6			
5 on 6	1	100%	1/1	0			
6 on 5	9	67%	6/8	1			

Numbers show attacking numbers of opponent. Lower efficiency of opponent means better defense of this team

# Jersey number Tot. Total shooting 6m 6m (line) shooting 9m 9m shooting Wng Wing shooting FB Fastbreak sh. 7m 7m penalty sh.  
 Brk. Breakthrough sh. LD Long distance sh. As. Assists PC Pass clear chance E7 Earned 7m pen. TF Technical faults St. Steals  
 2m 2m punishments C7. Committed 7m E2 Earned 2m pun. YC. Yellow cards R/B Red/Blue cards Blk. Blocks S Starting Line-up

Handball statistics and livescore by Toma-soft ltd (www.toma-soft.hr)



# 11th IHF Men's Youth World Championship 2025 Egypt

Main Round - Group I, 1. round

## Match Team Statistics

Match No. 50

## Hungary 33 - 32 Austria

(16 - 14) (17 - 18)

11.8.2025. 15:00

Attendance: 358

Cairo Stadium

Referees: Omer Al-Shahi (OMA) / Khamis Al Wahibi (OMA) / ()

## Shot distribution by player

### 6 Á. Horváth-Garaba


### 8 M. Gáncs-Pető

		1/1
0/1		
1/1		

### 14 M. Eklemovic

1/1		
2/3		3/4
2/2		2/2

1 post 1 block

### 19 L. Szókrényes


### 21 M. Kucsera

1/2		

### 27 M. Racskó


### 29 B. Hoffmann

		1/1

1 post

### 31 M. Fazekas

1/1		
1/1	3/5	4/4

2 post

### 32 B. Apró

		1/1
0/1		0/1
1/1		0/1

1 miss. 1/1 lob

### 47 P. Vincze


### 64 M. Mészáros

		1/1
1/1		
2/2		

### 66 M. Furka

		1/1
	0/1	
	1/1	

### 88 S. Lendvai

		1/1

### 91 Z. Szujó


## TOTAL

2/2		6/6
4/8	0/1	3/5
7/7	4/6	6/7

4 post 1 miss. 1 block 1/1 lob

## Saves distribution goalkeepers

### 12 Á. Balogh

0/5		0/2
2/6		1/5
0/9	2/3	1/4

### 90 L.

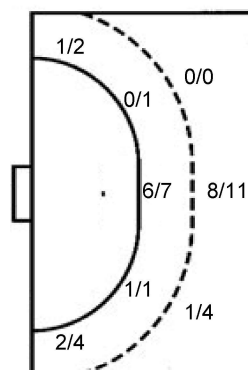
<b>Várady-Szabó</b>		
		0/1
0/1		1/2
0/1		

## TOTAL

0/5		0/3
2/7		2/7
0/10	2/3	1/4

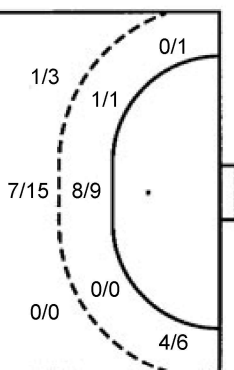
## Shots by position

### ATTACK



7m penalties 4/6  
Fastbreak 0/0  
Breakthrough 10/14  
Long dist. 0/0

### DEFENSE



7m penalties 0/2  
Fastbreak 4/4  
Breakthrough 7/8  
Long dist. 0/0

## Shooting statistics

Position	Goals	Sav.	Miss.	Post	Blk.	Total	%
Back (9m)	9	3	1	1	1	15	60
Line (6m)	7	2	0	0	0	9	78
Wing	3	2	0	1	0	6	50
7m penalties	4	2	0	0	0	6	67
Fastbreak	0	0	0	0	0	0	0
Breakthrough	10	1	1	2	0	14	71
<b>Total</b>	<b>33</b>	<b>10</b>	<b>2</b>	<b>4</b>	<b>1</b>	<b>50</b>	<b>66</b>

# Jersey number Tot. Total shooting 6m 6m (line) shooting 9m 9m shooting Wng Wing shooting FB Fastbreak sh. 7m 7m penalty sh.  
Brk. Breakthrough sh. LD Long distance sh. As. Assists PC Pass clear chance E7 Earned 7m pen. TF Technical faults St. Steals  
2m 2m punishments C7. Committed 7m E2 Earned 2m pun. YC. Yellow cards R/B Red/Blue cards Blk. Blocks S Starting Line-up

Handball statistics and livescore by Toma-soft ltd (www.toma-soft.hr)



# 11th IHF Men's Youth World Championship 2025 Egypt

Main Round - Group I, 1. round

Match Team Statistics  
Match No. 50

**Hungary 33 - 32 Austria**  
(16 - 14) (17 - 18)

11.8.2025. 15:00  
Attendance: 358  
Cairo Stadium

Referees: Omer Al-Shahi (OMA) / Khamis Al Wahibi (OMA) / ()

## Austria

#	Surname and name	S	Goals / shots								Attack				Def.			Penalties				TP					
			Tot.	%	9m	6m	Wing	7m	FB	Brk.	LD	As.	PC	E7	E2	TF	St.	C7	Blk	YC	2m		R	B			
4	SCHRANZ Kilian Jürgen		0/1	0	0/1										2			1									6:42
5	DANHEL Maximilian	S	11/12	92		9/10												1		1							50:36
7	GAYDUSEK Marc	S	6/8	75			4/6																				49:54
10	FRÜHSTÜCK Fabian	S	1/1	100						1/1				2	1			1		2	1		1				36:10
14	SZILÁGYI Ben		0/1	0						0/1																	14:30
19	BAXTER John		2/3	67	0/1									1				1									25:17
23	ACHILLES Jakob																										16:12
33	BERGMAYER Jonas	S																									24:25
47	FRITSCH Lukas	S	6/12	50	5/9					0/1				4	2		1		2								54:50
52	HANOUN Nader																										4:40
53	WIEDER Julian																										4:40
54	PIEBER Tobias	S	1/2	50						0/1				1		1	1	1									41:55
56	NOVAKOVIĆ Sergej													1	1												30:24
57	OGRIS Daniele																		1								8:53
77	ETTER Matteo																										
85	TIKVIĆ Emanuel	S	5/9	56	3/7									6	1	1	1	3	2								50:52
	Team / bench																										
	TOTAL		32/49	65	8/18	9/10	4/7	0/2	4/4	7/8	0/0			16	6	2	4	7	2	6	1	0	1	0	0		

#	Surname and name	Saves / shots								
		Tot.	%	9m	6m	Wing	7m	FB	Brk.	LD
33	BERGMAYER Jonas	3/16	19	1/4	0/3	0/1	1/3		1/5	
52	HANOUN Nader	1/3	33			1/1			0/2	
56	NOVAKOVIĆ Sergej	6/24	25	2/8	2/6	1/3	1/3		0/4	
	TOTAL	10/43	23	3/12	2/9	2/5	2/6	0/0	1/11	0/0

Coach: Sandra Zapletal

Number of attacks: 54, Efficiency: 59%, Average Duration: 30.48 seconds

### Attack by type of defense

	Shots	9m	6m	Wing	TF	E7	E2
On def. 6-0	28/43	8/18	9/10	4/7	7	2	4
Fastbreak	4/4				0	0	0

### Defense by type

	Total	9m	6m	Wing	Stl.	C7	2m
Def. 6-0	29/44	9/15	7/9	3/6	2	6	0
Fastbreak	0/0				0	0	1

### Attack with superiority / minority / goalkeeper out

	Attack				Reaction		
	Att.	Eff.	Shots	TF	FB	LD	Tot.
6 on 6 (GK out)	1	0%	0/1	0	0/0	0/0	0/0
6 on 6	43	58%	25/37	6			
5 on 6	1	100%	1/1	0			
6 on 5	9	67%	6/8	1			

Player superiority / GK out counted at the end of attack (in case it changes during attack)

### Defense with superiority / minority / goalkeeper out

	Attack				Reaction		
	Att.	Eff.	Shots	TF	FB	LD	Tot.
7 on 6 (GK out)	4	75%	3/4	0	0/0	0/0	0/0
6 on 6 (GK out)	5	80%	4/5	0	0/0	0/0	0/0
6 on 6	41	56%	23/35	6			
6 on 5	3	67%	2/3	0			
5 on 6	1	100%	1/1	0			

Numbers show attacking numbers of opponent. Lower efficiency of opponent means better defense of this team

# Jersey number Tot. Total shooting 6m 6m (line) shooting 9m 9m shooting Wng Wing shooting FB Fastbreak sh. 7m 7m penalty sh.  
Brk. Breakthrough sh. LD Long distance sh. As. Assists PC Pass clear chance E7 Earned 7m pen. TF Technical faults St. Steals  
2m 2m punishments C7 Committed 7m E2 Earned 2m pun. YC Yellow cards R/B Red/Blue cards Blk. Blocks S Starting Line-up



# 11th IHF Men's Youth World Championship 2025 Egypt

Main Round - Group I, 1. round

## Match Team Statistics

Match No. 50

## Hungary 33 - 32 Austria

(16 - 14) (17 - 18)

11.8.2025. 15:00

Attendance: 358

Cairo Stadium

Referees: Omer Al-Shahi (OMA) / Khamis Al Wahibi (OMA) / ()

### Shot distribution by player

#### 4 K. Schranz

		0/1

#### 5 M. Danhel

		1/1
4/4		1/2
4/4		1/1

#### 7 M. Gaydusek

3/3		
		0/1
2/2	1/1	

1 post

#### 10 F. Frühstück

		1/1

#### 14 B. Szilágyi

	0/1	

#### 19 J. Baxter

1/1		1/1
	0/1	

#### 23 J. Achilles


#### 47 L. Fritsch

1/1		1/1
0/1		1/1
2/2		1/1

2 post 3 miss.

#### 53 J. Wieder


#### 54 T. Pieber

1/1		
0/1		

#### 57 D. Ogris


#### 77 M. Etter


#### 85 E. Tikvić

		1/1
		2/2
2/2		0/1

2 post 1 block

#### TOTAL

5/5		3/3
5/7		5/7
10/10	1/3	3/5

5 post 3 miss. 1 block

### Saves distribution goalkeepers

#### 33 J. Bergmayer

2/3		1/3
0/6	0/1	0/2

#### 52 N. Hanoun

1/1		
	0/1	0/1

#### 56 S. Novaković

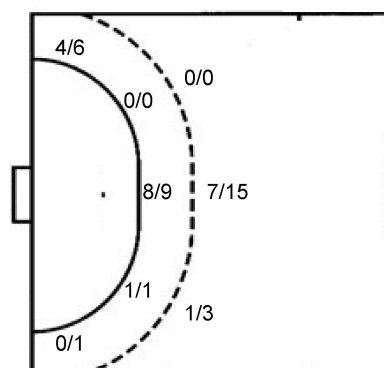
0/2		0/6
1/4	1/1	1/2
0/1	2/4	1/4

#### TOTAL

0/2		0/6
4/8	1/1	2/5
0/7	2/6	1/7

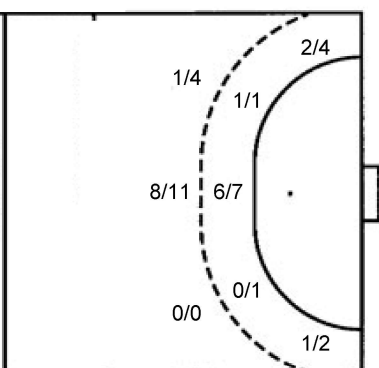
### Shots by position

#### ATTACK



7m penalties 0/2  
Fastbreak 4/4  
Breakthrough 7/8  
Long dist. 0/0

#### DEFENSE



7m penalties 4/6  
Fastbreak 0/0  
Breakthrough 10/14  
Long dist. 0/0

### Shooting statistics

Position	Goals	Sav.	Miss.	Post	Blk.	Total	%
Back (9m)	8	3	3	3	1	18	44
Line (6m)	9	1	0	0	0	10	90
Wing	4	2	0	1	0	7	57
7m penalties	0	1	0	1	0	2	0
Fastbreak	4	0	0	0	0	4	100
Breakthrough	7	1	0	0	0	8	88
<b>Total</b>	<b>32</b>	<b>8</b>	<b>3</b>	<b>5</b>	<b>1</b>	<b>49</b>	<b>65</b>

# Jersey number Tot. Total shooting 6m 6m (line) shooting 9m 9m shooting Wng Wing shooting FB Fastbreak sh. 7m 7m penalty sh.  
Brk. Breakthrough sh. LD Long distance sh. As. Assists PC Pass clear chance E7 Earned 7m pen. TF Technical faults St. Steals  
2m 2m punishments C7. Committed 7m E2 Earned 2m pun. YC. Yellow cards R/B Red/Blue cards Blk. Blocks S Starting Line-up

Handball statistics and livescore by Toma-soft ltd (www.toma-soft.hr)

