



# 11th IHF Men's Youth World Championship 2025 Egypt

Preliminary Round - Group A, 3. round

Match Team Statistics

Match No. 42

## Sweden 38 - 34 Portugal

(22 - 16) (16 - 18)

9.8.2025. 15:00

Attendance: 150

Dr Hassan Mustafa Sports

Hall

Referees: Titouan Picard (FRA) / Pierre Vauchez (FRA)

### Sweden

Players		Goals / shots									Attack				Def.			Penalties				TP			
#	Surname and name	S	Tot.	%	9m	6m	Wing	7m	FB	Brk.	LD	As.	PC	E7	E2	TF	St.	C7	Blk	YC	2m		R	B	
1	HAKANSSON Viggo	S														1									37:35
3	HALLBERG Axel		2/2	100			2/2																		7:38
5	ARNELIN Alfred	S	4/4	100			2/2	1/1	1/1			1													48:08
6	DEURELL Theo		1/1	100			1/1																		18:10
7	FREDRIKSSON Mans	S	3/4	75		1/2				2/2		6		1	1	2		1				1			34:23
8	HALÉN Leon	S																							44:30
10	BLOMBERG ROMERO Fabian											1				1									7:22
13	PETERSON Ola		1/2	50						1/2		1				1							1		20:41
14	ANDREASSON Arvid	S	7/7	100		6/6					1/1											1	1		39:32
15	MANSSON Malte		2/3	67	2/2					0/1		2				3	1		1						9:30
16	ARNELL Oskar																								15:40
18	HULTBERG Liam	S	7/10	70	2/5	1/1				3/3	1/1	1	1	1	1		1	1					1		42:11
19	CATO JABLONSKY Harry																								18:35
20	ROGANOVIC Nikola	S	3/10	30	0/4	1/2		0/1	1/1	1/2		4			2	3							1		41:06
21	NILSSON Lowe		1/1	100		1/1																			12:35
23	HÖLTING NILSSON Hannes		7/10	70	7/10							1	1			1							1		22:24
Team / bench																									
TOTAL			38/54	70	11/21	10/12	5/5	1/2	2/2	7/10	2/2	17	2	2	4	12	2	2	2	1	6	0	0		

Goalkeepers		Saves / shots								
#	Surname and name	Tot.	%	9m	6m	Wing	7m	FB	Brk.	LD
1	HAKANSSON Viggo	8/29	28	4/10	0/6	2/3	1/2		1/8	
16	ARNELL Oskar	2/10	20	2/5	0/2				0/3	
TOTAL		10/39	26	6/15	0/8	2/3	1/2	0/0	1/11	0/0

Coach: Toni Johansson

Number of attacks: 62, Efficiency: 61%, Average Duration: 27.75 seconds

### Attack by type of defense

	Shots	9m	6m	Wing	TF	E7	E2
On def. 6-0	33/48	11/21	10/12	5/5	12	2	4
Fastbreak	2/2				0	0	0

### Defense by type

	Total	9m	6m	Wing	Stl.	C7	2m
Def. 6-0	28/42	9/19	8/9	1/3	2	2	0
Fastbreak	0/0				0	0	6

### Attack with superiority / minority / goalkeeper out

	Attack				Reaction		
	Att.	Eff.	Shots	TF	FB	LD	Tot.
7 on 6 (GK out)	4	50%	2/4	0	0/0	0/0	0/0
7 on 5 (GK out)	5	60%	3/5	0	0/0	0/0	0/0
6 on 6 (GK out)	8	63%	5/5	3	0/0	4/5	4/5
6 on 5 (GK out)	3	33%	1/2	1	0/0	1/1	1/1
6 on 6	38	63%	24/30	8			
6 on 5	1	0%	0/1	0			
5 on 6	1	100%	1/1	0			
5 on 5	2	100%	2/2	0			

Player superiority / GK out counted at the end of attack (in case it changes during attack)

### Defense with superiority / minority / goalkeeper out

	Attack				Reaction		
	Att.	Eff.	Shots	TF	FB	LD	Tot.
7 on 6 (GK out)	4	50%	2/2	2	0/0	1/1	1/1
6 on 6 (GK out)	5	80%	4/4	1	0/0	0/0	0/0
6 on 6	39	51%	20/31	8			
6 on 5 (GK out)	2	50%	1/1	1	0/0	1/1	1/1
6 on 5	8	63%	5/6	2			
5 on 5	2	50%	1/1	1			
6 on 4 (GK out)	1	100%	1/1	0	0/0	0/0	0/0

Numbers show attacking numbers of opponent. Lower efficiency of opponent means better defense of this team

# Jersey number Tot. Total shooting 6m 6m (line) shooting 9m 9m shooting Wng Wing shooting FB Fastbreak sh. 7m 7m penalty sh.  
 Brk. Breakthrough sh. LD Long distance sh. As. Assists PC Pass clear chance E7 Earned 7m pen. TF Technical faults St. Steals  
 2m 2m punishments C7. Committed 7m E2 Earned 2m pun. YC. Yellow cards R/B Red/Blue cards Blk. Blocks S Starting Line-up



# 11th IHF Men's Youth World Championship 2025 Egypt

Preliminary Round - Group A, 3. round

Match Team Statistics  
Match No. 42

**Sweden 38 - 34 Portugal**  
(22 - 16) (16 - 18)

9.8.2025. 15:00  
Attendance: 150  
Dr Hassan Mustafa Sports  
Hall

Referees: Titouan Picard (FRA) / Pierre Vauchez (FRA)

## Shot distribution by player

<b>3 A. Hallberg</b> 1/1 1/1 1/1	<b>5 A. Arnelin</b> 1/1 1/1 1/1	<b>6 T. Deurell</b> 1/1	<b>7 M. Fredriksson</b> 0/1 1/1 2/2	<b>8 L. Halén</b>	<b>10 F. Blomberg Romero</b>	<b>13 O. Peterson</b> 1/2
<b>14 A. Andreasson</b> 1/1 3/3 3/3	<b>15 M. Mansson</b> 1 post 1/1	<b>18 L. Hultberg</b> 2/2 1/1 3/3 1/1 2 post 1 miss.	<b>19 H. Cato Jablonsky</b>	<b>20 N. Roganovic</b> 1/2 0/1 0/3 0/1 2/3	<b>21 L. Nilsson</b> 1/1	<b>23 H. Hölting Nilsson</b> 1/1 1/1 2/3 3/3 1 miss. 1 block

## TOTAL

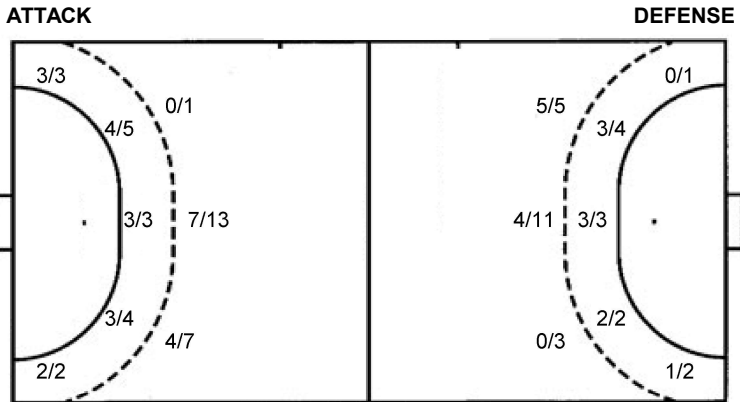
3/3	1/1	4/5
2/4	0/1	3/6
10/12	6/6	9/10

3 post 2 miss. 1 block

## Saves distribution goalkeepers

<b>1 V. Hakansson</b> 0/2 1/2 0/4 0/2 1/1 2/3 1/7 1/4 2/4	<b>16 O. Arnell</b> 0/1 1/6 1/2 0/1	<b>TOTAL</b> 0/2 1/2 0/5 0/2 1/1 2/3 2/13 2/6 2/5
--	---	--

## Shots by position



7m penalties	1/2	7m penalties	1/2
Fastbreak	2/2	Fastbreak	0/0
Breakthrough	7/10	Breakthrough	10/11
Long dist.	2/2	Long dist.	5/6

## Shooting statistics

Position	Goals	Sav.	Miss.	Post	Blk.	Total	%
Back (9m)	11	5	2	2	1	21	52
Line (6m)	10	2	0	0	0	12	83
Wing	5	0	0	0	0	5	100
7m penalties	1	1	0	0	0	2	50
Fastbreak	2	0	0	0	0	2	100
Breakthrough	7	2	0	1	0	10	70
<b>Total</b>	<b>36</b>	<b>10</b>	<b>2</b>	<b>3</b>	<b>1</b>	<b>52</b>	<b>69</b>

# Jersey number Tot. Total shooting 6m 6m (line) shooting 9m 9m shooting Wng Wing shooting FB Fastbreak sh. 7m 7m penalty sh.  
 Brk. Breakthrough sh. LD Long distance sh. As. Assists PC Pass clear chance E7 Earned 7m pen. TF Technical faults St. Steals  
 2m 2m punishments C7. Committed 7m E2 Earned 2m pun. YC. Yellow cards R/B Red/Blue cards Blk. Blocks S Starting Line-up



# 11th IHF Men's Youth World Championship 2025 Egypt

Preliminary Round - Group A, 3. round

Match Team Statistics

Match No. 42

## Sweden 38 - 34 Portugal

(22 - 16) (16 - 18)

9.8.2025. 15:00

Attendance: 150

Dr Hassan Mustafa Sports

Hall

Referees: Titouan Picard (FRA) / Pierre Vauchez (FRA)

### Portugal

#	Surname and name	S	Goals / shots								Attack					Def.			Penalties				TP						
			Tot.	%	9m	6m	Wing	7m	FB	Brk.	LD	As.	PC	E7	E2	TF	St.	C7	Blk	YC	2m	R		B					
5	LEITE Alexandre	S	1/2	50			1/2									1				3									42:08
6	MENDES Miguel		4/4	100	2/2	1/1				1/1					1	1		1	1										14:38
11	MAGALHAES Joao	S	0/2	0		0/1	0/1													2	1	1							41:24
13	VASCONCELOS Rafael	S	4/8	50	0/4	2/2				2/2				1		1	1					1							28:12
14	ABREU Matias		3/3	100	1/1					2/2				1															8:20
15	OLIVEIRA Francisco	S												1								1							13:26
17	VELASCO Pedro Rafel		1/1	100		1/1																					1	17:29	
23	SOUSA Bernardo																												12:03
24	GEADA Rodrigo Miguel	S																											42:30
30	ANASTACIO Leonardo Miguel		2/3	67					0/1	2/2												2							25:20
33	USATIUC Artur		1/1	100		1/1														2									42:29
48	SOUSA Tiago		5/11	45	2/7			1/1		2/2	0/1	4	1	1								1							40:24
53	LOURENCO Joao	S	10/12	83	4/5	2/2		0/1		3/3	1/1	1					3	3	1										44:39
57	GOMES Gonçalo	S	3/3	100		1/1																				3			29:09
67	DIAS Tiago																												17:45
97	MARTINS Ricardo Alexandre																												
	Team / bench																										1		
	TOTAL		34/50	68	9/19	8/9	1/3	1/2	0/0	10/11	5/6	9	3	2	5	15	5	2	1	1	5	0	0						

#	Surname and name	Saves / shots								
		Tot.	%	9m	6m	Wing	7m	FB	Brk.	LD
23	SOUSA Bernardo	1/10	10	1/5	0/1	0/3			0/1	
24	GEADA Rodrigo Miguel	9/36	25	4/11	2/11	0/2	1/2	0/2	2/8	
	TOTAL	10/46	22	5/16	2/12	0/5	1/2	0/2	2/9	0/0

Coach: Ricardo Santos

Number of attacks: 61, Efficiency: 56%, Average Duration: 31.42 seconds

### Attack by type of defense

	Shots	9m	6m	Wing	TF	E7	E2
On def. 6-0	28/42	9/19	8/9	1/3	15	2	5
Fastbreak	0/0				0	0	0

### Defense by type

	Total	9m	6m	Wing	Stl.	C7	2m
Def. 6-0	33/48	11/21	10/12	5/5	5	2	0
Fastbreak	2/2				0	0	5

### Attack with superiority / minority / goalkeeper out

	Attack				Reaction			
	Att.	Eff.	Shots	TF	FB	LD	Tot.	
7 on 6 (GK out)	4	50%	2/2	2	0/0	1/1	1/1	
6 on 6 (GK out)	5	80%	4/4	1	0/0	0/0	0/0	
6 on 6	39	51%	20/31	8				
6 on 5 (GK out)	2	50%	1/1	1	0/0	1/1	1/1	
6 on 5	8	63%	5/6	2				
5 on 5	2	50%	1/1	1				
6 on 4 (GK out)	1	100%	1/1	0	0/0	0/0	0/0	

Player superiority / GK out counted at the end of attack (in case it changes during attack)

### Defense with superiority / minority / goalkeeper out

	Attack				Reaction			
	Att.	Eff.	Shots	TF	FB	LD	Tot.	
7 on 6 (GK out)	4	50%	2/4	0	0/0	0/0	0/0	
7 on 5 (GK out)	5	60%	3/5	0	0/0	0/0	0/0	
6 on 6 (GK out)	8	63%	5/5	3	0/0	4/5	4/5	
6 on 5 (GK out)	3	33%	1/2	1	0/0	1/1	1/1	
6 on 6	38	63%	24/30	8				
6 on 5	1	0%	0/1	0				
5 on 6	1	100%	1/1	0				
5 on 5	2	100%	2/2	0				

Numbers show attacking numbers of opponent. Lower efficiency of opponent means better defense of this team

# Jersey number Tot. Total shooting 6m 6m (line) shooting 9m 9m shooting Wng Wing shooting FB Fastbreak sh. 7m 7m penalty sh.  
 Brk. Breakthrough sh. LD Long distance sh. As. Assists PC Pass clear chance E7 Earned 7m pen. TF Technical faults St. Steals  
 2m 2m punishments C7. Committed 7m E2 Earned 2m pun. YC. Yellow cards R/B Red/Blue cards Blk. Blocks S Starting Line-up



# 11th IHF Men's Youth World Championship 2025 Egypt

Preliminary Round - Group A, 3. round

Match Team Statistics

Match No. 42

## Sweden 38 - 34 Portugal

(22 - 16) (16 - 18)

9.8.2025. 15:00

Attendance: 150

Dr Hassan Mustafa Sports

Hall

Referees: Titouan Picard (FRA) / Pierre Vauchez (FRA)

### Shot distribution by player

<b>5 A. Leite</b>	<b>6 M. Mendes</b>	<b>11 J. Magalhaes</b>	<b>13 R. Vasconcelos</b>	<b>14 M. Abreu</b>	<b>15 F. Oliveira</b>	<b>17 P. Velasco</b>
0/1 1/1	1/1 1/1 1/1	0/1	0/1 0/1 2/2	1/1 1/1 1/1		1/1
		1 post	2 miss.			
<b>30 L. Anastácio</b>	<b>33 A. Usatiuc</b>	<b>48 T. Sousa</b>	<b>53 J. Lourenco</b>	<b>57 G. Gomes</b>	<b>67 T. Dias</b>	<b>97 R. Martins</b>
0/1 2/2	1/1	4/5 1/2 0/1	1/1 1/1 4/5 2/2 1/2	1/1 2/2		
		1 post 2 block				

### TOTAL

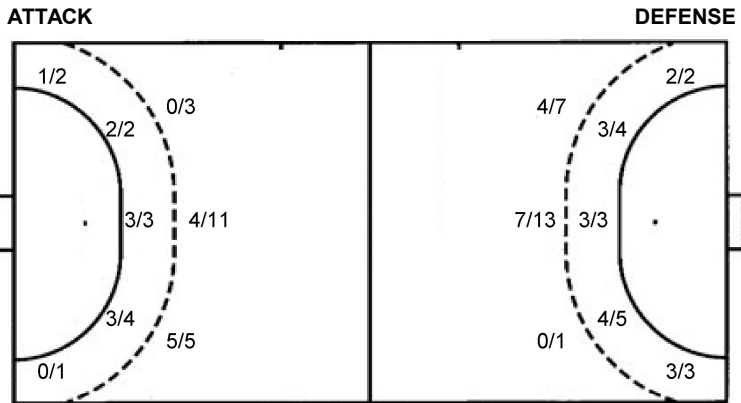
2/2	1/2	5/5
2/2	0/1	1/3
11/13	9/11	3/5

2 post 2 miss. 2 block

### Saves distribution goalkeepers

<b>23 B. Sousa</b>	<b>24 R. Geada</b>	<b>TOTAL</b>
0/1 1/3 0/3 0/2 0/1	0/2 0/1 1/5 2/4 1/1 2/3 2/9 0/3 1/8	0/3 0/1 1/5 2/4 1/1 3/6 2/12 0/5 1/9

### Shots by position



7m penalties 1/2  
Fastbreak 0/0  
Breakthrough 10/11  
Long dist. 5/6

7m penalties 1/2  
Fastbreak 2/2  
Breakthrough 7/10  
Long dist. 2/2

### Shooting statistics

Position	Goals	Sav.	Miss.	Post	Blk.	Total	%
Back (9m)	9	6	2	1	1	19	47
Line (6m)	8	0	0	1	0	9	89
Wing	1	2	0	0	0	3	33
7m penalties	1	1	0	0	0	2	50
Fastbreak	0	0	0	0	0	0	0
Breakthrough	10	1	0	0	0	11	91
<b>Total</b>	<b>29</b>	<b>10</b>	<b>2</b>	<b>2</b>	<b>1</b>	<b>44</b>	<b>66</b>

# Jersey number Tot. Total shooting 6m 6m (line) shooting 9m 9m shooting Wng Wing shooting FB Fastbreak sh. 7m 7m penalty sh.  
Brk. Breakthrough sh. LD Long distance sh. As. Assists PC Pass clear chance E7 Earned 7m pen. TF Technical faults St. Steals  
2m 2m punishments C7. Committed 7m E2 Earned 2m pun. YC. Yellow cards R/B Red/Blue cards Blk. Blocks S Starting Line-up

Handball statistics and livescore by Toma-soft ltd (www.toma-soft.hr)



# 11th IHF Men's Youth World Championship 2025 Egypt

Preliminary Round - Group A, 3. round

## Match Team Statistics

Match No. 42

## Sweden 38 - 34 Portugal

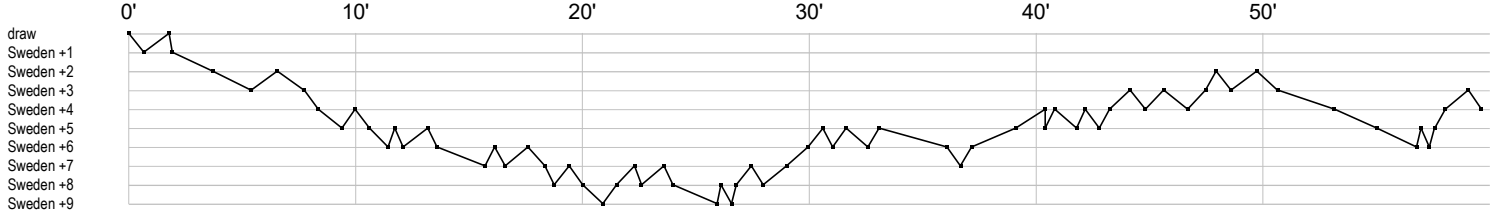
(22 - 16) (16 - 18)

9.8.2025. 15:00

Attendance: 150

Dr Hassan Mustafa Sports Hall

Referees: Titouan Picard (FRA) / Pierre Vauchez (FRA)



### Sweden

1 Hakansson V	r s s s r s r r r sr t sr r r r r r ss r r r r r r r r r r r
3 Hallberg A	g g
5 Arnelin A	g a g g
6 Deurell T	g
7 Fredriksson M	a a g ai c a e f 2 a t a a g g t
8 Halén L	
10 Blomberg	t a
13 Peterson O	2 a t fg
14 Andreasson A	g g g y g g 2 g g
15 Mansson M	t g g t bxt f a a
16 Arnell O	r sr r r s r r r r
18 Hultberg L	g a g f g f g bg ie 2c f g g p
19 Cato	
20 Roganovic N	a a f ft t g a f a t 2 f i f gi f fg
21 Nilsson L	g
23 Hölting	g g g g t gg pa f f g 2 fx

### Portugal

5 Leite A	t t t f g p
6 Mendes M	a g g gi p t g
11 Magalhaes J	f c bt f t
13 Vasconcelos	f f f g a g 2 c ie g f g
14 Abreu M	g g t a g
15 Oliveira F	t ba
17 Velasco P	g 2
23 Sousa B	rr r r sr r r r r
24 Geadra R	r r s r r r r r r r r r s sr s r r r sr r r sr r srr sr
30 Anastácio L	b g f bg
33 Usatiuc A	g t
48 Sousa T	f p a a e f f t a xfg g g g f ag f
53 Lourenco J	g t b t i t fg g g gi g f gi g a g g
57 Gomes G	t g 2 g g 2 2
67 Dias T	
97 Martins R	

In game	<b>g</b> Goal scored	<b>f</b> Missed shot	<b>a</b> Assist	<b>t</b> Technical faults	<b>b</b> Steal
<b>2</b> 2min suspension	<b>e</b> Earned 7m	<b>c</b> Committed 7m	<b>y</b> Yellow card	<b>r</b> Red Card	<b>k</b> Blue card
<b>i</b> Earned 2min.	<b>x</b> Block	<b>4</b> 4min suspension	<b>p</b> Pass for clear chance	<b>s</b> Saved shot	<b>r</b> Received goal