



# 11th IHF Men's Youth World Championship 2025 Egypt

Preliminary Round - Group F, 3. round

Match Team Statistics

## Argentina 37 - 16 Mexico

9.8.2025. 17:15

Match No. 39

(19 - 10) (18 - 6)

Attendance: 234

Cairo Stadium 2

Referees: Henrique Godoy (BRA) / Daniel Magalhaes (BRA)

### Argentina

#	Surname and name	S	Goals / shots							Attack					Def.			Penalties				TP							
			Tot.	%	9m	6m	Wing	7m	FB	Brk.	LD	As.	PC	E7	E2	TF	St.	C7	Blk	YC	2m		R	B					
2	TAMBURRINO Christian Agustin		0/1	0					0/1																				10:30
5	TOROSSIAN Bautista Alejandro	S	3/6	50				1/2							1		1												20:38
6	LARA Sebastian Andres		2/4	50				2/4									1												12:36
9	CASTRO Lucca																	1	1										18:34
10	JUNG LEBREO Stefan	S	1/1	100				1/1											1										28:57
12	CORTES PACHECO Lautaro Ivan		1/2	50																									29:22
14	MORENO KULACHOK Martin Javier		2/2	100				1/1											2	1									11:26
17	BUS SALDANA Juan Jeremias	S	4/4	100				2/2																					23:31
18	PERUCHENA Lionel Joaquin	S	5/7	71	0/2			1/1							2														29:08
19	GASPAR Santino Nicolas		3/3	100	1/1														1	1									15:37
20	LONATTI Leandro		6/7	86				4/5	1/1											1		2	1						34:52
24	COLOMBO Francisco	S	1/1	100											6	2	1												42:36
27	PUNDANG Valentin		1/2	50											2	2	1												21:09
55	LA DELFA Nicolas		4/6	67	0/2			1/1							4		2	1	3										32:37
77	MORO SABORE Benjamin	S	4/6	67	1/1			2/3								1			2	3									60:00
88	VIERA Simon	S													1	1													28:27
	Team / bench																												
	TOTAL		37/52	71	2/6	2/2	10/14	4/5	4/5	12/16	3/4	16	6	5	2	14	8	5	4	0	3	0	0						

Goalkeepers		Saves / shots								
#	Surname and name	Tot.	%	9m	6m	Wing	7m	FB	Brk.	LD
12	CORTES PACHECO Lautaro Ivan	3/9	33	0/1		1/4	1/2		1/2	
88	VIERA Simon	5/14	36	3/4	0/1	1/3	0/2		1/4	
	TOTAL	8/23	35	3/5	0/1	2/7	1/4	0/0	2/6	0/0

Coach: Cristian Ramon Campos

Number of attacks: 64, Efficiency: 58%, Average Duration: 22.47 seconds

#### Attack by type of defense

	Shots	9m	6m	Wing	TF	E7	E2
On def. 6-0	25/37	2/6	2/2	10/14	12	5	2
On def. 5-1	1/1	0/0	0/0	0/0	1	0	0
On def. 3-3	0/0	0/0	0/0	0/0	1	0	0
Fastbreak	4/5				0	0	0

#### Defense by type

	Total	9m	6m	Wing	Stl.	C7	2m
Def. 6-0	10/24	2/12	1/1	3/5	4	4	1
Def. 5-1	1/3	0/1	0/0	1/2	4	1	0
Fastbreak	0/0				0	0	2

#### Attack with superiority / minority / goalkeeper out

	Attack				Reaction		
	Att.	Eff.	Shots	TF	FB	LD	Tot.
6 on 6 (GK out)	5	60%	3/3	2	0/0	1/1	1/1
6 on 6	54	56%	30/42	12			
6 on 5	5	80%	4/5	0			

#### Defense with superiority / minority / goalkeeper out

	Attack				Reaction		
	Att.	Eff.	Shots	TF	FB	LD	Tot.
6 on 6 (GK out)	5	20%	1/1	4	0/0	3/4	3/4
6 on 6	54	19%	10/25	29			
6 on 5	5	100%	5/5	0			

Numbers show attacking numbers of opponent. Lower efficiency of opponent means better defense of this team

Player superiority / GK out counted at the end of attack (in case it changes during attack)

# Jersey number Tot. Total shooting 6m 6m (line) shooting 9m 9m shooting Wng Wing shooting FB Fastbreak sh. 7m 7m penalty sh.  
 Brk. Breakthrough sh. LD Long distance sh. As. Assists PC Pass clear chance E7 Earned 7m pen. TF Technical faults St. Steals  
 2m 2m punishments C7. Committed 7m E2 Earned 2m pun. YC. Yellow cards R/B Red/Blue cards Blk. Blocks S Starting Line-up



# 11th IHF Men's Youth World Championship 2025 Egypt

Preliminary Round - Group F, 3. round

## Match Team Statistics

Match No. 39

## Argentina 37 - 16 Mexico

(19 - 10) (18 - 6)

9.8.2025. 17:15

Attendance: 234

Cairo Stadium 2

Referees: Henrique Godoy (BRA) / Daniel Magalhaes (BRA)

## Shot distribution by player

### 2 C. Tamburrino

		0/1

### 5 B. Torossian

		0/1
1/1		0/2
1/1		1/1

### 6 S. Lara

		0/1
1/1		1/2

### 9 L. Castro


### 10 S. Jung Lebreo

		1/1

### 14 M. Moreno Kulachok

		1/1
		1/1

### 17 J. Bus Saldana

2/2		
		1/1
1/1		

### 18 L. Peruchena

	1/1	
	1/2	1/1
1/1	0/1	1/1

### 19 S. Gaspar

2/2		
		1/1

### 20 L. Lonatti

		3/3
		2/3
		1/1

### 24 F. Colombo

		1/1

### 27 V. Pundang

1/1		

### 55 N. La Delfa

1/1		1/1
1/1		1/1

### 77 B. Moro Sabore

1/1		2/2
		0/2
		1/1

1 post 1 miss.

## TOTAL

5/5	1/1	6/8
3/3	1/2	5/11
5/5	0/1	10/11

1 post 1 miss.

## Saves distribution goalkeepers

### 12 L. Cortes Pacheco

1/1		
		0/1
1/2	0/1	1/4

### 88 S. Viera

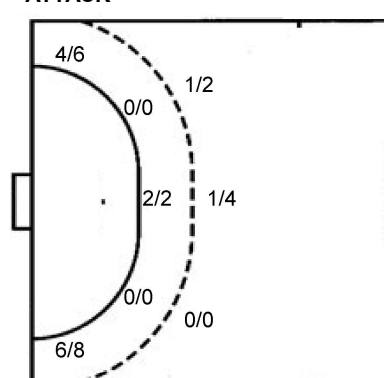
1/3		0/2
1/2		2/2
0/1		1/4

## TOTAL

2/4		0/2
1/2		2/3
1/3	0/1	2/8

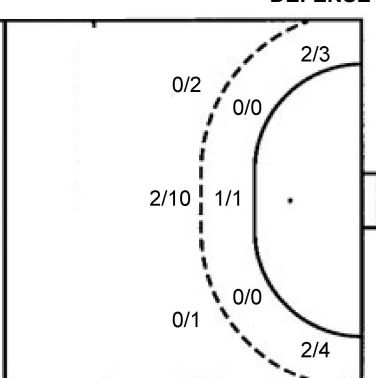
## Shots by position

### ATTACK



7m penalties 4/5  
Fastbreak 4/5  
Breakthrough 12/16  
Long dist. 3/4

### DEFENSE



7m penalties 3/5  
Fastbreak 0/0  
Breakthrough 4/6  
Long dist. 1/1

## Shooting statistics

Position	Goals	Sav.	Miss.	Post	Blk.	Total	%
Back (9m)	2	2	1	1	0	6	33
Line (6m)	2	0	0	0	0	2	100
Wing	10	4	0	0	0	14	71
7m penalties	4	1	0	0	0	5	80
Fastbreak	4	1	0	0	0	5	80
Breakthrough	12	4	0	0	0	16	75
<b>Total</b>	<b>34</b>	<b>12</b>	<b>1</b>	<b>1</b>	<b>0</b>	<b>48</b>	<b>71</b>

# Jersey number Tot. Total shooting 6m 6m (line) shooting 9m 9m shooting Wng Wing shooting FB Fastbreak sh. 7m 7m penalty sh.  
Brk. Breakthrough sh. LD Long distance sh. As. Assists PC Pass clear chance E7 Earned 7m pen. TF Technical faults St. Steals  
2m 2m punishments C7. Committed 7m E2 Earned 2m pun. YC. Yellow cards R/B Red/Blue cards Blk. Blocks S Starting Line-up

Handball statistics and livescore by Toma-soft ltd (www.toma-soft.hr)



# 11th IHF Men's Youth World Championship 2025 Egypt

Preliminary Round - Group F, 3. round

Match Team Statistics

Match No. 39

## Argentina 37 - 16 Mexico

(19 - 10) (18 - 6)

9.8.2025. 17:15

Attendance: 234

Cairo Stadium 2

Referees: Henrique Godoy (BRA) / Daniel Magalhaes (BRA)

### Mexico

Players		Goals / shots									Attack					Def.			Penalties				TP		
#	Surname and name	S	Tot.	%	9m	6m	Wing	7m	FB	Brk.	LD	As.	PC	E7	E2	TF	St.	C7	Blk	YC	2m	R		B	
1	ROMAN CRABTREE Santiago	S																							55:50
2	GUERRA TRISTAN Diego														1		3		1						14:51
3	SANCHEZ ALEMAN Jose Antonio	S	5/12	42	1/4		1/1	1/3		2/4		2	2	1		9							1		49:20
5	HERNANDEZ RAMIREZ Mario Cesar		2/2	100				2/2																	11:50
6	KAMEY BARAJAS Gabriel Akiyuki		1/4	25	0/2		0/1			1/1				1	1	5		1							21:51
7	CHAVEZ RIVERA Jesus Emiliano															1									19:32
8	PONCE MACIAS Eduardo Javier	S	2/2	100			2/2									1	1								48:10
9	OVIEDO ARGUELLES Gael Francisco	S	1/2	50		1/1	0/1											1					1		34:24
12	TAPIA MEDRANO Elias																								
13	PADILLA GOVEA Luis Yahir		1/4	25	1/4							1		1		2									38:37
14	SANDOVAL MORENO Arturo	S	1/3	33	0/2						1/1	2				8		2							45:40
16	SOLIS ALVARADO Patrizio Javier																								1:39
18	VILLA DUARTE Ruben	S	2/3	67			2/3									1	2								45:27
20	CAMARGO IBARRA Emiliano		1/1	100						1/1					1	1	1								15:26
27	RUIZ DIAZ Juan Alejandro	S	0/1	0	0/1											1									11:53
33	PUCH TECUAPETLA Alejandro Jose													1		1									5:30
Team / bench																									
TOTAL			16/34	47	2/13	1/1	5/8	3/5	0/0	4/6	1/1	5	2	5	2	33	4	5	0	0	2	0	0		

Goalkeepers		Saves / shots								
#	Surname and name	Tot.	%	9m	6m	Wing	7m	FB	Brk.	LD
1	ROMAN CRABTREE Santiago	10/42	24	2/4	0/2	4/14	1/4	0/4	3/14	
12	TAPIA MEDRANO Elias									
16	SOLIS ALVARADO Patrizio Javier	1/3	33				0/1	1/1	0/1	
TOTAL		11/45	24	2/4	0/2	4/14	1/5	1/5	3/15	0/0

Coach: José Pablo Rojas Juarez

Number of attacks: 64, Efficiency: 25%, Average Duration: 33.78 seconds

### Attack by type of defense

	Shots	9m	6m	Wing	TF	E7	E2
On def. 6-0	10/24	2/12	1/1	3/5	25	4	2
On def. 5-1	1/3	0/1	0/0	1/2	8	1	0
Fastbreak	0/0				0	0	0

### Defense by type

	Total	9m	6m	Wing	Stl.	C7	2m
Def. 6-0	25/37	2/6	2/2	10/14	4	5	0
Def. 5-1	1/1	0/0	0/0	0/0	0	0	0
Fastbreak	4/5				0	0	2

### Attack with superiority / minority / goalkeeper out

	Attack				Reaction		
	Att.	Eff.	Shots	TF	FB	LD	Tot.
6 on 6 (GK out)	5	20%	1/1	4	0/0	3/4	3/4
6 on 6	54	19%	10/25	29			
6 on 5	5	100%	5/5	0			

Player superiority / GK out counted at the end of attack (in case it changes during attack)

### Defense with superiority / minority / goalkeeper out

	Attack				Reaction		
	Att.	Eff.	Shots	TF	FB	LD	Tot.
6 on 6 (GK out)	5	60%	3/3	2	0/0	1/1	1/1
6 on 6	54	56%	30/42	12			
6 on 5	5	80%	4/5	0			

Numbers show attacking numbers of opponent. Lower efficiency of opponent means better defense of this team

# Jersey number Tot. Total shooting 6m 6m (line) shooting 9m 9m shooting Wng Wing shooting FB Fastbreak sh. 7m 7m penalty sh.  
 Brk. Breakthrough sh. LD Long distance sh. As. Assists PC Pass clear chance E7 Earned 7m pen. TF Technical faults St. Steals  
 2m 2m punishments C7. Committed 7m E2 Earned 2m pun. YC. Yellow cards R/B Red/Blue cards Blk. Blocks S Starting Line-up



# 11th IHF Men's Youth World Championship 2025 Egypt

Preliminary Round - Group F, 3. round

## Match Team Statistics

Match No. 39

## Argentina 37 - 16 Mexico

(19 - 10) (18 - 6)

9.8.2025. 17:15

Attendance: 234

Cairo Stadium 2

Referees: Henrique Godoy (BRA) / Daniel Magalhaes (BRA)

## Shot distribution by player

2 D. Guerra Tristan


3 J. Sanchez Aleman

0/1		2/2
		0/1
1/2		2/3

1 post 2 miss.

5 M. Hernandez Ramirez

		2/2

6 G. Kamey Barajas

1/1		0/1

2 block

7 J. Chavez Rivera


8 E. Ponce Macias

	1/1	1/1

9 G. Oviedo Arguelles

1/2		

13 L. Padilla Govea

0/1		0/1
		1/1

1 block

14 A. Sandoval Moreno

		1/1

1 miss. 1 block

18 R. Villa Duarte

1/1		
1/1		

1 miss.

20 E. Camargo Ibarra

		1/1

27 J. Ruiz Diaz


1 miss.

33 A. Puch Tecuapetla


TOTAL

2/4		2/2
1/2		2/4
2/3	1/1	6/8

1 post 5 miss. 4 block

## Saves distribution goalkeepers

1 S. Roman Crabtree

0/5		2/8
0/3	1/1	5/9
0/5	1/1	1/10

12 E. Tapia Medrano


16 P. Solis Alvarado

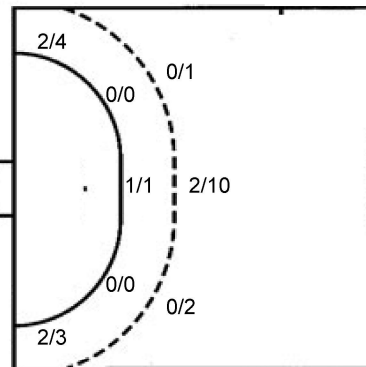
		1/2
		0/1

TOTAL

0/5		2/8
0/3	1/1	6/11
0/5	1/1	1/11

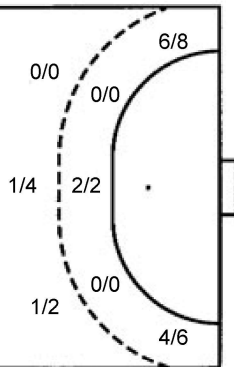
## Shots by position

ATTACK



7m penalties 3/5  
Fastbreak 0/0  
Breakthrough 4/6  
Long dist. 1/1

DEFENSE



7m penalties 4/5  
Fastbreak 4/5  
Breakthrough 12/16  
Long dist. 3/4

## Shooting statistics

Position	Goals	Sav.	Miss.	Post	Blk.	Total	%
Back (9m)	2	3	3	1	4	13	15
Line (6m)	1	0	0	0	0	1	100
Wing	4	2	1	0	0	7	57
7m penalties	3	1	1	0	0	5	60
Fastbreak	0	0	0	0	0	0	0
Breakthrough	4	2	0	0	0	6	67
<b>Total</b>	<b>14</b>	<b>8</b>	<b>5</b>	<b>1</b>	<b>4</b>	<b>32</b>	<b>44</b>

# Jersey number Tot. Total shooting 6m 6m (line) shooting 9m 9m shooting Wng Wing shooting FB Fastbreak sh. 7m 7m penalty sh.  
Brk. Breakthrough sh. LD Long distance sh. As. Assists PC Pass clear chance E7 Earned 7m pen. TF Technical faults St. Steals  
2m 2m punishments C7. Committed 7m E2 Earned 2m pun. YC. Yellow cards R/B Red/Blue cards Blk. Blocks S Starting Line-up

Handball statistics and livescore by Toma-soft ltd (www.toma-soft.hr)

