11th IHF Men's Youth World Championship 2025 Egypt

Preliminary Round - Group E, 2. round

Match Team Statistics
Match No. 25

Faroe Islands 28 - 28 Germany
(13 - 15) (15 - 13)

8.8.2025. 12:45
Attendance: 379
Cairo Stadium

Referees: Heidy Elsaied (EGY) / Yasmina Elsaied (EGY)

Faroe Islands

Players			Goals / shots									Attack					Def.			Penalties				TP
#	Surname and name	S	Tot.	%	9m	6m	Wing	7m	FB	Brk.	LD	As.	PC	E7	E2	TF	St.	C7	Blk	YC	2m	R	B	
5	RASMUSSEN Pauli		6/11	55	2/4	0/1	1/1			3/5		5	1	4	4	2	1	1						45:37
12	JOHANNESEN Ingi																							39:23
14	DAHL Torkil		3/3	100				3/3																1:07
18	HALLDÓRSSON Helgi																							5:18
20	EGHOLM Jákup	S	3/5	60			1/2	1/2	1/1			1					2							55:06
22	JACOBSEN Bjarni	S																						13:27
26	HALDANSEN Filip																							
30	DJURHUUS William																							
56	ERLENDSSON Erlingur	S	1/1	100		1/1												1			1			27:51
66	ÁRASON Magnus		7/8	88		1/1	5/5		1/2								1							55:35
77	Í INNISTÓVU Fríði	S	1/1	100						1/1						2								21:18
79	MIDJORD Jón	S	3/4	75		3/4									1			2						42:22
84	Í DÍMUN Lýðar		1/3	33	0/1					1/2					1	1		1			1			33:50
87	HAMMER Rúnar	S	3/7	43	0/4	1/1				2/2		7	1			4	2							57:02
89	KARLSSON Haraldur	S														1					1			22:04
91	LAMHAUGE Jogvan Andreas																							
	Team / bench																			1				
	TOTAL		28/43	65	2/9	6/8	7/8	4/5	2/3	7/10	0/0	13	2	4	6	10	6	5	0	1	3	0	0	

Goalkeepers		Saves / shots								
#.	Surname and name	Tot.	%	9m	6m	Wing	7m	FB	Brk.	LD
12	JOHANNESEN Ingi	4/21	19	0/2	3/7	0/3	0/4	0/1	1/4	
22	JACOBSEN Bjarni	0/11	0	0/2	0/2	0/1	0/1	0/1	0/4	
	TOTAL	4/32	13	0/4	3/9	0/4	0/5	0/2	1/8	0/0

Coach: **Mark Lausen-Marcher**

Number of attacks: 49, Efficiency: 57%, Average Duration: 40.55 seconds

Attack by type of defense

	Shots	9m	6m	Wing	TF	E7	E2
On def. 6-0	21/34	2/9	6/8	6/7	10	4	6
Fastbreak	2/3				0	0	0

Defense by type

	Total	9m	6m	Wing	Stl.	C7	2m
Def. 6-0	9/14	2/3	2/4	1/2	1	3	0
Def. 5-1	12/18	2/3	4/7	3/4	5	2	0
Fastbreak	2/2				0	0	3

Attack with superiority / minority / goalkeeper out

	Attack				Reaction		
	Att.	Eff.	Shots	TF	FB	LD	Tot.
7 on 6 (GK out)	9	67%	6/7	2	0/0	0/1	0/1
7 on 5 (GK out)	1	0%	0/0	1	0/0	0/0	0/0
6 on 6 (GK out)	2	50%	1/2	0	0/0	0/0	0/0
6 on 5 (GK out)	1	0%	0/1	0	0/0	0/0	0/0
6 on 6	28	57%	16/23	5			
6 on 5	6	50%	3/4	2			
6 on 4	2	100%	2/2	0			

Player superiority / GK out counted at the end of attack (in case it changes during attack)

Defense with superiority / minority / goalkeeper out

	Attack				Reaction		
	Att.	Eff.	Shots	TF	FB	LD	Tot.
7 on 6 (GK out)	2	50%	1/1	1	0/0	0/0	0/0
6 on 6 (GK out)	5	0%	0/3	2	1/1	0/0	1/1
5 on 6 (GK out)	1	0%	0/0	1	0/0	0/0	0/0
6 on 6	37	62%	23/29	8			
5 on 6	2	50%	1/2	0			
6 on 5	4	75%	3/3	1			

Numbers show attacking numbers of oponnent. Lower efficiency of oponnent means better defense of this team

#	Jersey number	**Tot.**	Total shooting	**6m**	6m (line) shooting	**9m**	9m shooting	**Wng**	Wing shooting	**FB**	Fastbreak sh.	**7m**	7m penalty sh.
Brk.	Breakthrough sh.	**LD**	Long distance sh.	**As.**	Assists	**PC**	Pass clear chance	**E7**	Earned 7m pen.	**TF**	Technical faults	**St.**	Steals
2m	2m punishments	**C7.**	Commited 7m	**E2**	Earned 2m pun.	**YC.**	Yellow cards	**R/B**	Red/Blue cards	**Blk.**	Blocks	**S**	Starting Line-up

11th IHF Men's Youth World Championship 2025 Egypt

Preliminary Round - Group E, 2. round

Match Team Statistics
Match No. 25

Faroe Islands 28 - 28 Germany
(13 - 15) (15 - 13)

8.8.2025. 12:45
Attendance: 379
Cairo Stadium

Referees: Heidy Elsaied (EGY) / Yasmina Elsaied (EGY)

Shot distribution by player

5 P. Rasmussen

2/3		
1/1		2/2
	0/1	

2 post 1 miss.

14 T. Dahl

	1/1	
		1/1
1/1		

18 H. Halldórsson

20 J. Egholm

1/1		
	1/1	
	1/2	

1 miss.

26 F. Haldansen

30 W. Djurhuus

56 E. Erlendsson

		1/1

66 M. Árason

2/2		0/1
5/5		

77 F. Í Innistóvu

		1/1

79 J. Midjord

		1/1
1/1	1/1	

1 miss.

84 L. Í Dímun

0/1		0/1
1/1		

87 R. Hammer

		1/1
1/1		0/1
	1/2	

1 post 1 block

89 H. Karlsson

91 J. Lamhauge

TOTAL

5/6	1/1	2/3
2/3	1/1	3/5
8/8	3/6	2/2

3 post 3 miss. 1 block

Saves distribution goalkeepers

12 I. Johannesen

0/3	0/2	1/2
	1/2	
1/5	1/4	0/3

22 B. Jacobsen

0/1	0/1	0/3
0/3		
		0/3

TOTAL

0/4	0/3	1/5
0/3	1/2	
1/5	1/4	0/6

Shots by position

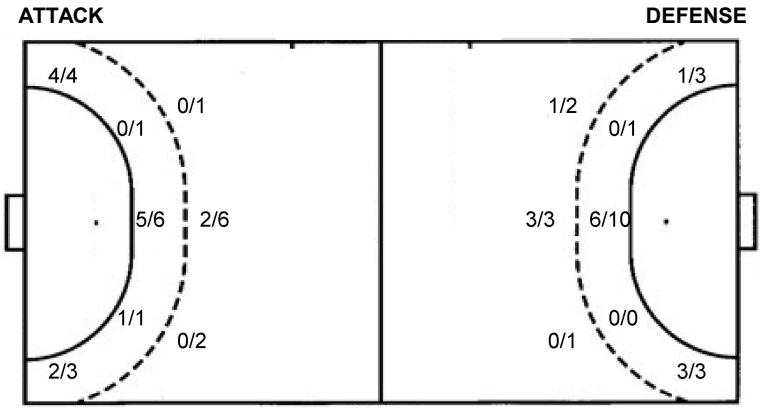

7m penalties	4/5	7m penalties	5/5
Fastbreak	2/3	Fastbreak	2/2
Breakthrough	7/10	Breakthrough	7/9
Long dist.	0/0	Long dist.	0/1

Shooting statistics

Position	Goals	Sav.	Miss.	Post	Blk.	Total	%
Back (9m)	2	3	1	2	1	9	22
Line (6m)	6	1	1	0	0	8	75
Wing	6	0	1	0	0	7	86
7m penalties	4	1	0	0	0	5	80
Fastbreak	2	1	0	0	0	3	67
Breakthrough	7	2	0	1	0	10	70
Total	**27**	**8**	**3**	**3**	**1**	**42**	**64**

#	Jersey number	**Tot.**	Total shooting	**6m**	6m (line) shooting	**9m**	9m shooting	**Wng**	Wing shooting	**FB**	Fastbreak sh.	**7m**	7m penalty sh.
Brk.	Breakthrough sh.	**LD**	Long distance sh.	**As.**	Assists	**PC**	Pass clear chance	**E7**	Eearned 7m pen.	**TF**	Technical faults	**St.**	Steals
2m	2m punishments	**C7.**	Commited 7m	**E2**	Eearned 2m pun.	**YC.**	Yellow cards	**R/B**	Red/Blue cards	**Blk.**	Blocks	**S**	Starting Line-up

11th IHF Men's Youth World Championship 2025 Egypt

Preliminary Round - Group E, 2. round

Match Team Statistics
Match No. 25

Faroe Islands 28 - 28 Germany
(13 - 15) (15 - 13)

8.8.2025. 12:45
Attendance: 379
Cairo Stadium

Referees: Heidy Elsaied (EGY) / Yasmina Elsaied (EGY)

Germany

Players			Goals / shots									Attack					Def.			Penalties				TP
#	Surname and name	S	Tot.	%	9m	6m	Wing	7m	FB	Brk.	LD	As.	PC	E7	E2	TF	St.	C7	Blk	YC	2m	R	B	
2	STEHL Leon		1/2	50			1/1				0/1					1								29:17
3	GENZ Lars																							1:13
4	HENSEN Noah	S	1/2	50	1/2							4	2	1				2			1			48:26
5	KLEINSTEUBER Monty		4/5	80				4/4		0/1														28:40
8	HEYDECKE Max		2/4	50		1/3			1/1								1				1			19:49
9	VOß Anton	S	2/2	100			2/2						1											30:10
10	ANKERMANN Rasmus	S	4/4	100	1/1					3/3		1	1			4		2			1			35:34
11	STROBEL Bennet	S	3/3	100		3/3								1							1			19:34
12	KNAACK Finn	S										1												27:05
13	SCHERBAUM Nick																							
17	GRÜNER Jan	S	3/6	50		0/1	1/3	1/1	1/1															35:10
18	SCHRÖDER Tim		2/4	50		2/4															1			23:01
19	SCHMID Linus	S	5/6	83	2/3					3/3		5			1	4	1		1					53:33
20	PAULICKS Fynn														1	1								12:39
23	REICHARDT William		1/2	50						1/2		1	4	3	1	3					1			27:21
77	DURMIĆ Anel																							28:28
	Team / bench																			1				
	TOTAL		28/40	70	4/6	6/11	4/6	5/5	2/2	7/9	0/1	12	8	5	3	13	2	4	1	1	6	0	0	

Goalkeepers		Saves / shots								
#.	Surname and name	Tot.	%	9m	6m	Wing	7m	FB	Brk.	LD
12	KNAACK Finn	5/18	28	2/2	1/3	0/5	0/1		2/7	
77	DURMIĆ Anel	3/17	18	1/3	0/4	0/2	1/4	1/2	0/2	
	TOTAL	8/35	23	3/5	1/7	0/7	1/5	1/2	2/9	0/0

Coach: **Erik Wudtke**

Number of attacks: 51, Efficiency: 55%, Average Duration: 31.63 seconds

Attack by type of defense

	Shots	9m	6m	Wing	TF	E7	E2
On def. 6-0	9/14	2/3	2/4	1/2	2	3	1
On def. 5-1	12/18	2/3	4/7	3/4	11	2	2
Fastbreak	2/2				0	0	0

Defense by type

	Total	9m	6m	Wing	Stl.	C7	2m
Def. 6-0	21/34	2/9	6/8	6/7	2	4	0
Fastbreak	2/3				0	0	6

Attack with superiority / minority / goalkeeper out

	Attack				Reaction		
	Att.	Eff.	Shots	TF	FB	LD	Tot.
7 on 6 (GK out)	2	50%	1/1	1	0/0	0/0	0/0
6 on 6 (GK out)	5	0%	0/3	2	1/1	0/0	1/1
5 on 6 (GK out)	1	0%	0/0	1	0/0	0/0	0/0
6 on 6	37	62%	23/29	8			
5 on 6	2	50%	1/2	0			
6 on 5	4	75%	3/3	1			

Player superiority / GK out counted at the end of attack (in case it changes during attack)

Defense with superiority / minority / goalkeeper out

	Attack				Reaction		
	Att.	Eff.	Shots	TF	FB	LD	Tot.
7 on 6 (GK out)	9	67%	6/7	2	0/0	0/1	0/1
7 on 5 (GK out)	1	0%	0/0	1	0/0	0/0	0/0
6 on 6 (GK out)	2	50%	1/2	0	0/0	0/0	0/0
6 on 5 (GK out)	1	0%	0/1	0	0/0	0/0	0/0
6 on 6	28	57%	16/23	5			
6 on 5	6	50%	3/4	2			
6 on 4	2	100%	2/2	0			

Numbers show attacking numbers of oponnent. Lower efficiency of oponnent means better defense of this team

#	Jersey number	**Tot.**	Total shooting	**6m**	6m (line) shooting	**9m**	9m shooting	**Wng**	Wing shooting	**FB**	Fastbreak sh.	**7m**	7m penalty sh.
Brk.	Breakthrough sh.	**LD**	Long distance sh.	**As.**	Assists	**PC**	Pass clear chance	**E7**	Eearned 7m pen.	**TF**	Technical faults	**St.**	Steals
2m	2m punishments	**C7.**	Commited 7m	**E2**	Eearned 2m pun.	**YC.**	Yellow cards	**R/B**	Red/Blue cards	**Blk.**	Blocks	**S**	Starting Line-up

11th IHF Men's Youth World Championship 2025 Egypt

Preliminary Round - Group E, 2. round

Match Team Statistics
Match No. 25

Faroe Islands 28 - 28 Germany
(13 - 15) (15 - 13)

8.8.2025. 12:45
Attendance: 379
Cairo Stadium

Referees: Heidy Elsaied (EGY) / Yasmina Elsaied (EGY)

Shot distribution by player

2 L. Stehl

	1/1	

1 miss.

3 L. Genz

4 N. Hensen

1/1		

1 miss.

5 M. Kleinsteuber

1/1		
1/1	1/1	1/2

8 M. Heydecke

1/1		
0/1	1/1	

1 post

9 A. Voß

1/1		1/1

10 R. Ankermann

	2/2	
1/1		1/1

11 B. Strobel

		1/1
		2/2

13 N. Scherbaum

17 J. Grüner

1/1	1/1	
		1/1

2 post 1 miss.

18 T. Schröder

		0/1
	0/1	
2/2		

19 L. Schmid

1/1		2/2
1/1		
		1/1

1 post

20 F. Paulicks

23 W. Reichardt

	1/1	
	0/1	

TOTAL

4/4	3/3	4/5
3/3	1/2	
4/5	3/4	6/7

4 post 3 miss.

Saves distribution goalkeepers

12 F. Knaack

1/6		
		2/3
0/3	2/5	0/1

77 A. Durmić

	0/1	1/3
1/3		0/2
0/5	1/1	0/1

TOTAL

1/6	0/1	1/3
1/3		2/5
0/8	3/6	0/2

Shots by position

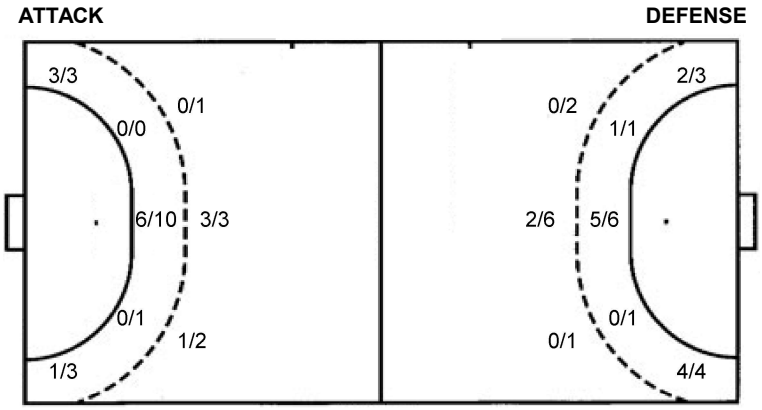

7m penalties	5/5	7m penalties	4/5
Fastbreak	2/2	Fastbreak	2/3
Breakthrough	7/9	Breakthrough	7/10
Long dist.	0/1	Long dist.	0/0

Shooting statistics

Position	Goals	Sav.	Miss.	Post	Blk.	Total	%
Back (9m)	4	0	1	1	0	6	67
Line (6m)	6	3	0	2	0	11	55
Wing	4	0	1	1	0	6	67
7m penalties	5	0	0	0	0	5	100
Fastbreak	2	0	0	0	0	2	100
Breakthrough	7	2	0	0	0	9	78
Total	**28**	**5**	**2**	**4**	**0**	**39**	**72**

#	Jersey number	**Tot.**	Total shooting	**6m**	6m (line) shooting	**9m**	9m shooting	**Wng**	Wing shooting	**FB**	Fastbreak sh.	**7m**	7m penalty sh.
Brk.	Breakthrough sh.	**LD**	Long distance sh.	**As.**	Assists	**PC**	Pass clear chance	**E7**	Eearned 7m pen.	**TF**	Technical faults	**St.**	Steals
2m	2m punishments	**C7.**	Commited 7m	**E2**	Eearned 2m pun.	**YC.**	Yellow cards	**R/B**	Red/Blue cards	**Blk.**	Blocks	**S**	Starting Line-up

11th IHF Men's Youth World Championship 2025 Egypt

Preliminary Round - Group E, 2. round

Match Team Statistics

Match No. 25

Faroe Islands 28 - 28 Germany

(13 - 15) (15 - 13)

8.8.2025. 12:45
Attendance: 379
Cairo Stadium

Referees: Heidy Elsaied (EGY) / Yasmina Elsaied (EGY)

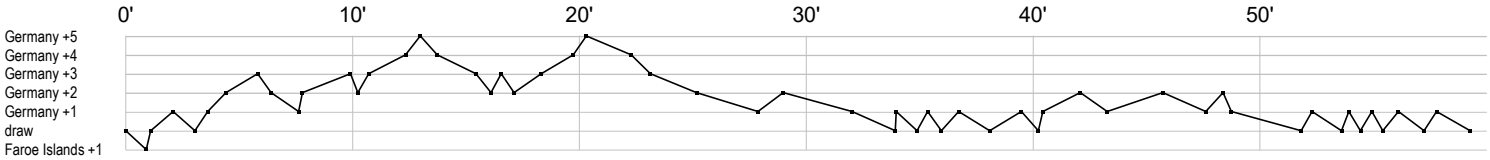

Faroe Islands



Germany

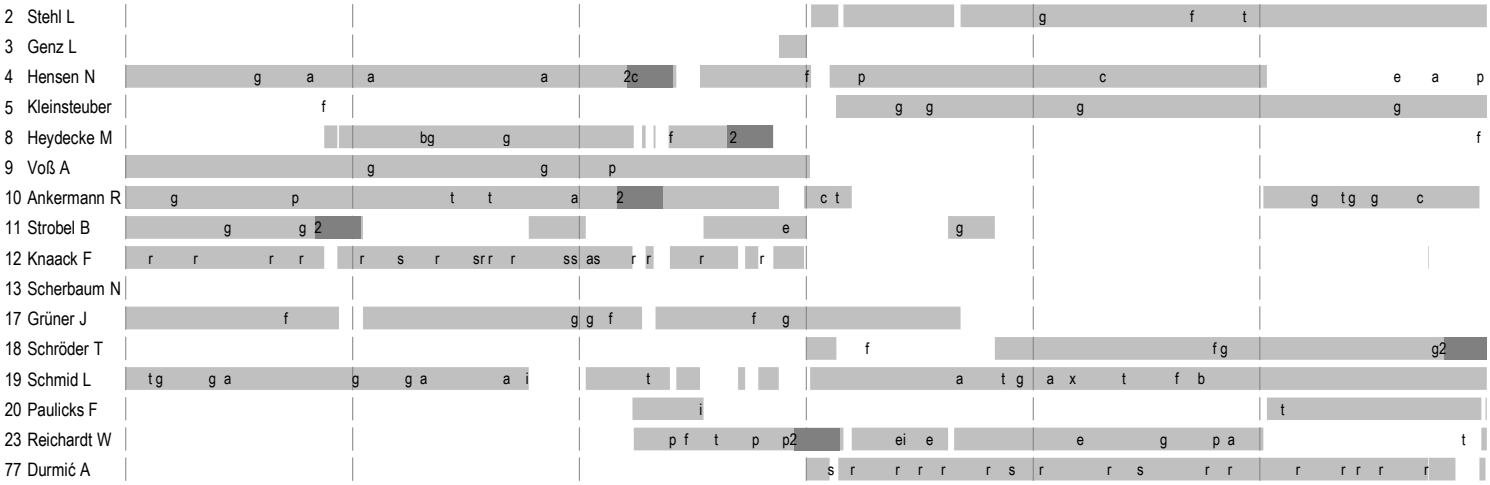

	In game	**g**	Goal scored	**f**	Missed shot	**a**	Assist	**t**	Technical faults	**b**	Steal
2	2min suspension	**e**	Eearned 7m	**c**	Commited 7m	**y**	Yellow card	**r**	Red Card	**k**	Blue card
i	Eearned 2min.	**x**	Block	**4**	4min suspension	**p**	Pass for clear chance	**s**	Saved shot	**r**	Received goal