



11th IHF Men's Youth World Championship 2025 Egypt

Final Round, 21-22. place

Match Team Statistics
Match No. 107

Argentina 24 - 25 Brazil
(5 - 8) (15 - 12) (SO: 4 - 5)

15.8.2025. 17:15
Attendance: 120
Dr Hassan Mustafa Sports
Hall

Referees: Ismailj Metalari (MKD) / Nenad Nikolovski (MKD)

Argentina

Players		Goals / shots										Attack				Def.			Penalties			TP			
#	Surname and name	S	Tot.	%	9m	6m	Wing	7m	FB	Brk.	LD	As.	PC	E7	E2	TF	St.	C7	Blk	YC	2m		R	B	
2	TAMBURRINO Christian Agustin																								
5	TOROSSIAN Bautista Alejandro	S	10/14	71	1/1	2/3		1/2	1/1	5/6	0/1	2	3	2	4	5	1					1			59:50
6	LARA Sebastian Andres																								0:02
9	CASTRO Lucca																								4:06
10	JUNG LEBREO Stefan	S	0/2	0		0/2											1	2				1			48:25
12	CORTES PACHECO Lautaro Ivan																								
14	MORENO KULACHOK Martin Javier																								
17	BUS SALDANA Juan Jeremias	S	7/9	78			4/5	2/3			1/1					1									57:02
18	PERUCHENA Lionel Joaquin		1/3	33		0/1		1/2				1	2			2									7:59
19	GASPAR Santino Nicolas																					1			14:52
20	LONATTI Leandro	S	3/5	60			2/4	1/1						1		1									59:37
24	COLOMBO Francisco	S	1/1	100				1/1					2		1	2	1	1	2						53:35
27	PUNDANG Valentin																								
55	LA DELFA Nicolas	S	2/5	40	1/1	0/2						4			3	4	1								59:42
77	MORO SABORE Benjamin																								
88	VIERA Simon	S															1								54:50
Team / bench																									
TOTAL			24/39	62	2/2	2/8	6/9	6/9	1/1	6/8	1/2	7	7	3	8	17	2	4	2	0	3	0	0		

Goalkeepers		Saves / shots									
#	Surname and name	Tot.	%	9m	6m	Wing	7m	FB	Brk.	LD	
12	CORTES PACHECO Lautaro Ivan										
88	VIERA Simon	12/36	33	7/15	0/4	3/5	1/6		0/5	1/1	
TOTAL		12/36	33	7/15	0/4	3/5	1/6	0/0	0/5	1/1	

Coach: Cristian Ramon Campos

Number of attacks: 53, Efficiency: 45%, Average Duration: 34.65 seconds

Attack by type of defense

	Shots	9m	6m	Wing	TF	E7	E2
On def. 6-0	16/27	2/2	2/8	6/9	17	3	8
Fastbreak	1/1				0	0	0

Defense by type

	Total	9m	6m	Wing	Stl.	C7	2m
Def. 6-0	18/33	8/19	3/3	2/5	2	4	0
Fastbreak	0/0				0	0	3

Attack with superiority / minority / goalkeeper out

	Attack				Reaction		
	Att.	Eff.	Shots	TF	FB	LD	Tot.
7 on 6 (GK out)	7	57%	4/6	1	0/0	0/0	0/0
7 on 5 (GK out)	2	0%	0/2	0	0/0	0/0	0/0
6 on 6 (GK out)	2	0%	0/0	2	0/0	1/2	1/2
6 on 5 (GK out)	2	0%	0/0	2	0/0	0/1	0/1
6 on 6	29	48%	14/20	9			
6 on 5	11	55%	6/8	3			

Player superiority / GK out counted at the end of attack (in case it changes during attack)

Defense with superiority / minority / goalkeeper out

	Attack				Reaction		
	Att.	Eff.	Shots	TF	FB	LD	Tot.
7 on 6 (GK out)	9	33%	3/7	2	1/1	0/0	1/1
6 on 6 (GK out)	8	75%	6/7	1	0/0	1/1	1/1
6 on 6	28	43%	12/22	6			
7 on 5 (GK out)	2	50%	1/2	0	0/0	0/0	0/0
6 on 5 (GK out)	2	50%	1/2	0	0/0	0/0	0/0
6 on 5	2	100%	2/2	0			
5 on 5	1	0%	0/1	0			

Numbers show attacking numbers of opponent. Lower efficiency of opponent means better defense of this team

Jersey number Tot. Total shooting 6m 6m (line) shooting 9m 9m shooting Wng Wing shooting FB Fastbreak sh. 7m 7m penalty sh.
 Brk. Breakthrough sh. LD Long distance sh. As. Assists PC Pass clear chance E7 Earned 7m pen. TF Technical faults St. Steals
 2m 2m punishments C7. Committed 7m E2 Earned 2m pun. YC. Yellow cards R/B Red/Blue cards Blk. Blocks S Starting Line-up



11th IHF Men's Youth World Championship 2025 Egypt

Final Round, 21-22. place

Match Team Statistics
Match No. 107

Argentina 24 - 25 Brazil
(5 - 8) (15 - 12) (SO: 4 - 5)

15.8.2025. 17:15
Attendance: 120
Dr Hassan Mustafa Sports
Hall

Referees: Ismailj Metalari (MKD) / Nenad Nikolovski (MKD)

Shot distribution by player

2 C. Tamburrino

5 B. Torossian
0/1
2/2
4/5 1/1 2/2

6 S. Lara

9 L. Castro

10 S. Jung Lebreo
0/1 0/1

14 M. Moreno Kulachok

17 J. Bus Saldana
1/1
2/2 2/2 1/2

18 L. Peruchena
0/1
1/1

19 S. Gaspar

20 L. Lonatti
0/1 1/1 1/1
1/1

24 F. Colombo
1/1

27 V. Pundang

55 N. La Delfa
0/1
2/2 0/1

77 B. Moro Sabore

TOTAL

0/1	1/2	1/1
2/3		2/4
8/9	4/6	5/7

2 post 3 miss. 1/1 lob

Saves distribution goalkeepers

12 L. Cortes Pacheco

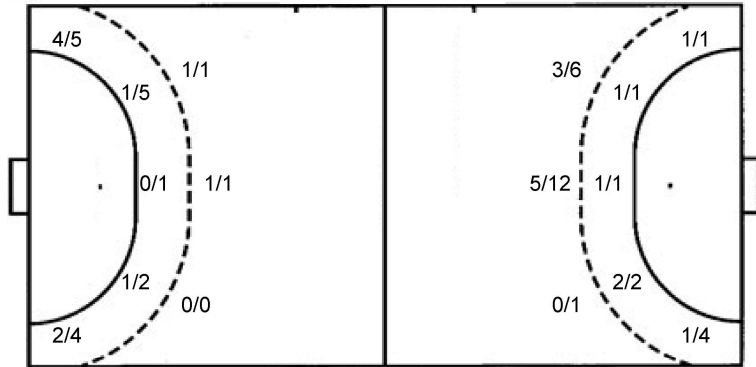
88 S. Viera
0/2 1/2 0/1
1/6 2/2 1/4
4/8 2/7 1/4

TOTAL
0/2 1/2 0/1
1/6 2/2 1/4
4/8 2/7 1/4

Shots by position

ATTACK

DEFENSE



7m penalties 6/9
Fastbreak 1/1
Breakthrough 6/8
Long dist. 1/2

7m penalties 5/9
Fastbreak 0/0
Breakthrough 5/6
Long dist. 1/3

Shooting statistics

Position	Goals	Sav.	Miss.	Post	Blk.	Total	%
Back (9m)	2	0	0	0	0	2	100
Line (6m)	2	5	1	0	0	8	25
Wing	6	2	0	1	0	9	67
7m penalties	6	1	2	0	0	9	67
Fastbreak	1	0	0	0	0	1	100
Breakthrough	6	2	0	0	0	8	75
Total	23	10	3	1	0	37	62

Jersey number Tot. Total shooting 6m 6m (line) shooting 9m 9m shooting Wng Wing shooting FB Fastbreak sh. 7m 7m penalty sh.
Brk. Breakthrough sh. LD Long distance sh. As. Assists PC Pass clear chance E7 Earned 7m pen. TF Technical faults St. Steals
2m 2m punishments C7. Committed 7m E2 Earned 2m pun. YC. Yellow cards R/B Red/Blue cards Blk. Blocks S Starting Line-up

Handball statistics and livescore by Toma-soft ltd (www.toma-soft.hr)



11th IHF Men's Youth World Championship 2025 Egypt

Final Round, 21-22. place

Match Team Statistics
Match No. 107

Argentina 24 - 25 Brazil

(5 - 8) (15 - 12) (SO: 4 - 5)

15.8.2025. 17:15
Attendance: 120
Dr Hassan Mustafa Sports
Hall

Referees: Ismailj Metalari (MKD) / Nenad Nikolovski (MKD)

Brazil

#	Surname and name	S	Goals / shots								Attack					Def.			Penalties			TP			
			Tot.	%	9m	6m	Wing	7m	FB	Brk.	LD	As.	PC	E7	E2	TF	St.	C7	Blk	YC	2m		R	B	
1	RÉ SOARES Muriel																							0:16	
3	SANTOS Estevas		1/1	100					1/1															14:41	
7	BARROS Kelvin De Oliveira		4/6	67	1/1	2/2		1/2							0/1			2		2		1		1	43:27
9	RODRIGUES Eduardo Henrique		1/2	50	0/1										1/1										3:06
14	ANDRADE NASCIMENTO Joao Pedro		2/3	67	0/1	1/1		1/1														1		1	26:50
15	MELO DE SIQUEIRA George Michael	S	1/6	17				1/4	0/2																52:05
17	RIBEIRO BERLIN Luan																								
19	MESQUITA DA SILVA Adam Gustavo	S	3/5	60	3/5													1		1	1			3	47:07
21	TIGRE RAMOS Luiz Henrique																								3:28
22	SILVA SANTIAGO Vladyson Kerles																							1	8:07
27	OLIVEIRA Marcos	S	6/10	60	1/4			1/1							4/5		4	1	1	1	1				37:16
28	RÜDIGER Braylan		2/4	50	2/4																				16:49
44	PEREIRA DA SILVA Luis Filipi	S	1/2	50			1/1	0/1														1	1		48:13
75	BORJA Diogo Pieper	S	2/3	67		1/1		1/1							0/1				1	1				2	54:30
77	LINS Marcelo	S	1/3	33	1/3																				16:00
98	FERREIRA CARNEIRO Guilherme Henrique	S	1/1	100											1/1										47:58
	Team / bench																							1	
	TOTAL		25/46	54	8/19	4/4	2/5	5/9	0/0	5/6	1/3	4	2	4	3	9	1	4	0	1	8	0	0		

#	Surname and name	Saves / shots								
		Tot.	%	9m	6m	Wing	7m	FB	Brk.	LD
1	RÉ SOARES Muriel	0/1	0				0/1			
98	FERREIRA CARNEIRO Guilherme Henrique	10/32	31	0/2	5/7	2/8	1/6	0/1	2/8	
	TOTAL	10/33	30	0/2	5/7	2/8	1/7	0/1	2/8	0/0

Coach: Giuliano Martins Ramos

Number of attacks: 52, Efficiency: 48%, Average Duration: 40.96 seconds

Attack by type of defense

	Shots	9m	6m	Wing	TF	E7	E2
On def. 6-0	18/33	8/19	3/3	2/5	9	4	3
Fastbreak	0/0				0	0	0

Defense by type

	Total	9m	6m	Wing	Stl.	C7	2m
Def. 6-0	16/27	2/2	2/8	6/9	1	4	0
Fastbreak	1/1				0	0	8

Attack with superiority / minority / goalkeeper out

	Attack				Reaction		
	Att.	Eff.	Shots	TF	FB	LD	Tot.
7 on 6 (GK out)	9	33%	3/7	2	1/1	0/0	1/1
6 on 6 (GK out)	8	75%	6/7	1	0/0	1/1	1/1
6 on 6	28	43%	12/22	6			
7 on 5 (GK out)	2	50%	1/2	0	0/0	0/0	0/0
6 on 5 (GK out)	2	50%	1/2	0	0/0	0/0	0/0
6 on 5	2	100%	2/2	0			
5 on 5	1	0%	0/1	0			

Player superiority / GK out counted at the end of attack (in case it changes during attack)

Defense with superiority / minority / goalkeeper out

	Attack				Reaction		
	Att.	Eff.	Shots	TF	FB	LD	Tot.
7 on 6 (GK out)	7	57%	4/6	1	0/0	0/0	0/0
7 on 5 (GK out)	2	0%	0/2	0	0/0	0/0	0/0
6 on 6 (GK out)	2	0%	0/0	2	0/0	1/2	1/2
6 on 5 (GK out)	2	0%	0/0	2	0/0	0/1	0/1
6 on 6	29	48%	14/20	9			
6 on 5	11	55%	6/8	3			

Numbers show attacking numbers of opponent. Lower efficiency of opponent means better defense of this team

Jersey number Tot. Total shooting 6m 6m (line) shooting 9m 9m shooting Wng Wing shooting FB Fastbreak sh. 7m 7m penalty sh.
 Brk. Breakthrough sh. LD Long distance sh. As. Assists PC Pass clear chance E7 Earned 7m pen. TF Technical faults St. Steals
 2m 2m punishments C7. Committed 7m E2 Earned 2m pun. YC. Yellow cards R/B Red/Blue cards Blk. Blocks S Starting Line-up



11th IHF Men's Youth World Championship 2025 Egypt

Final Round, 21-22. place

Match Team Statistics
Match No. 107

Argentina 24 - 25 Brazil
(5 - 8) (15 - 12) (SO: 4 - 5)

15.8.2025. 17:15
Attendance: 120
Dr Hassan Mustafa Sports
Hall

Referees: Ismailj Metalari (MKD) / Nenad Nikolovski (MKD)

Shot distribution by player

3 E. Santos

1/1		

7 K. Barros

1/1	0/1	
	2/2	1/1

1 post

9 E. Rodrigues

1/1		
	0/1	

14 J. Andrade Nascimento

		1/1
1/1		

1 block

15 G. Melo De Siqueira

1/1		0/1
0/1	0/1	

2 post

17 L. Ribeiro Berlin

19 A. Mesquita Da Silva

	0/1	1/1
	1/1	1/2

21 L. Tigre Ramos

22 V. Silva Santiago

27 M. Oliveira

	1/2	1/1
1/1		1/1
0/1	2/2	

1 post 1 block

28 B. Rüdiger

2/3		

1 miss.

44 L. Pereira Da Silva

1/2		

75 D. Borja

1/1		
		1/1

1 miss.

77 M. Lins

1/2		

1 miss.

TOTAL

2/2	1/2	1/1
5/6	0/2	3/4
4/8	5/7	3/4

4 post 3 miss. 2 block

Saves distribution goalkeepers

1 M. Ré Soares

	0/1	

98 G. Ferreira Carneiro

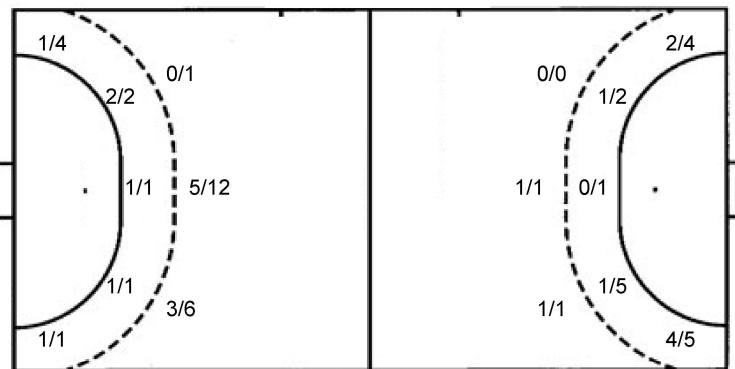
1/1	1/2	0/1
1/3		2/4
1/9	2/4	2/7

TOTAL

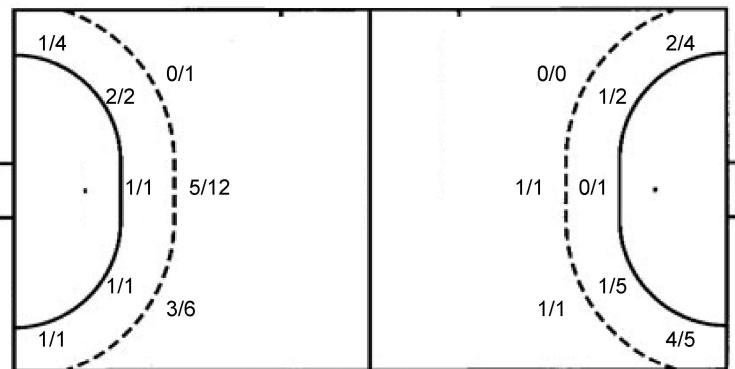
1/1	1/2	0/1
1/3		2/4
1/9	2/5	2/7

Shots by position

ATTACK



DEFENSE



Shooting statistics

Position	Goals	Sav.	Miss.	Post	Blk.	Total	%
Back (9m)	8	7	2	0	2	19	42
Line (6m)	4	0	0	0	0	4	100
Wing	2	3	0	0	0	5	40
7m penalties	5	1	0	3	0	9	56
Fastbreak	0	0	0	0	0	0	0
Breakthrough	5	0	0	1	0	6	83
Total	24	11	2	4	2	43	56

Jersey number Tot. Total shooting 6m 6m (line) shooting 9m 9m shooting Wng Wing shooting FB Fastbreak sh. 7m 7m penalty sh.
Brk. Breakthrough sh. LD Long distance sh. As. Assists PC Pass clear chance E7 Earned 7m pen. TF Technical faults St. Steals
2m 2m punishments C7. Committed 7m E2 Earned 2m pun. YC. Yellow cards R/B Red/Blue cards Blk. Blocks S Starting Line-up

Handball statistics and livescore by Toma-soft ltd (www.toma-soft.hr)



11th IHF Men's Youth World Championship 2025 Egypt

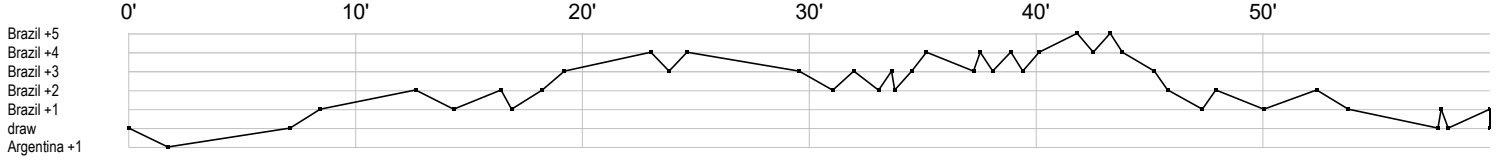
Final Round, 21-22. place

Match Team Statistics
Match No. 107

Argentina 24 - 25 Brazil
(5 - 8) (15 - 12) (SO: 4 - 5)

15.8.2025. 17:15
Attendance: 120
Dr Hassan Mustafa Sports
Hall

Referees: Ismailj Metalari (MKD) / Nenad Nikolovski (MKD)



Argentina

2 Tamburrino C	
5 Torossian B	g f t f p t g ei g t f f p t a gi 2 g gi g a g bg p ei t
6 Lara S	
9 Castro L	
10 Jung Lebreo	f 2 f c t c
12 Cortes	
14 Moreno	
17 Bus Saldana	g g g gg t f g g
18 Peruchena L	a f p t f p t
19 Gaspar S	2
20 Lonatti L	f g g e t f
24 Colombo F	x i p t b t p c x
27 Pundang V	
55 La Delfa N	f t t t a i a i t g a f g i f a c
77 Moro Sabore	
88 Viera S	s t s s r r s r s r r r r s s s r r r s r r r r r r s s r r s

Brazil

1 Ré Soares M	
3 Santos E	
7 Barros K	2c t g g f g e t f e
9 Rodrigues E	
14 Andrade	f 2c
15 Melo De	f g f f t f
17 Ribeiro Berlin	
19 Mesquita Da	f p c t f g 2 g i g 2 2
21 Tigre Ramos	
22 Silva Santiago	2
27 Oliveira M	f f g f g a g p f a i a a g g t e
28 Rüdiger B	g t f g f
44 Pereira Da	f b g t
75 Borja D	i f e c g 2 2
77 Lins M	f t g f t
98 Ferreira	r s s s r r s r s s r r r g r r r r r r r r r s r s r s r

In game	g Goal scored	f Missed shot	a Assist	t Technical faults	b Steal
2 2min suspension	e Earned 7m	c Committed 7m	y Yellow card	r Red Card	k Blue card
i Earned 2min.	x Block	4 4min suspension	p Pass for clear chance	s Saved shot	r Received goal