



11th IHF Men's Youth World Championship 2025 Egypt

Preliminary Round - Group F, 1. round

Match Team Statistics

Match No. 8

France 48 - 12 Mexico

(24 - 2) (24 - 10)

6.8.2025. 19:30

Attendance: 285

Cairo Stadium 2

Referees: Mohammed Jassim Alsaqer (KSA) / Ali Mohammed Alsuqufi (KSA)

France

Players		Goals / shots									Attack					Def.			Penalties				TP		
#	Surname and name	S	Tot.	%	9m	6m	Wing	7m	FB	Brk.	LD	As.	PC	E7	E2	TF	St.	C7	Blk	YC	2m	R		B	
4	BURDET Mathis		2/2	100						2/2		8	1												12:43
10	PEYRABOUT Yoni	S	3/5	60			1/3		2/2														1		29:37
14	LAFOSSE Bastien		2/2	100	1/1					1/1		4							1						20:33
15	BARELLE Mathis	S	12/13	92			7/7		3/4	2/2		1			2		1								31:53
18	GOURGUECHON Tristan	S	0/1	0		0/1						3			1								1		37:42
19	TSOBNY SIWE Jacques-Balint	S	1/1	100						1/1		3			2		1	4							28:38
20	REBEL Simon	S	3/3	100		1/1			1/1	1/1			1										1		34:47
21	SONKO BASIN Salomon		2/2	100		2/2													1						27:26
23	DELATTRE Lukas		2/3	67	1/1					1/2			1												25:26
24	RISS Timothé	S										3			1										24:21
28	GENDRONNEAU Léo		5/6	83	4/4	1/1				0/1		1													20:22
42	THUILLIER Noé		3/4	75			2/3	1/1							1										20:28
47	SOL Cyprien	S	1/1	100		1/1						1							1						26:09
64	BARADAT Alexandre		7/8	88	2/3				1/1	4/4		2	2			3	2		1						20:21
77	FELIX-ANDRIEU Loan		5/7	71			2/3		3/4					1		1									26:08
90	GROSJEAN Clément											2	2												30:00
Team / bench																									
TOTAL			48/58	83	8/9	5/6	12/16	1/1	10/12	12/14	0/0	28	7	1	0	11	2	2	8	0	3	0	0		

Goalkeepers		Saves / shots								
#	Surname and name	Tot.	%	9m	6m	Wing	7m	FB	Brk.	LD
10	PEYRABOUT Yoni	1/1	100	1/1						
24	RISS Timothé	11/13	85	6/6		3/4			2/3	
90	GROSJEAN Clément	9/19	47	5/8	1/4	1/2	0/2		2/3	
TOTAL		21/33	64	12/15	1/4	4/6	0/2	0/0	4/6	0/0

Coach: **Franck Prouff**

Number of attacks: 66, Efficiency: 73%, Average Duration: 17.92 seconds

Attack by type of defense

	Shots	9m	6m	Wing	TF	E7	E2
On def. 6-0	29/35	7/7	2/3	11/14	6	0	0
On def. 5-1	8/10	1/2	3/3	1/2	5	1	0
Fastbreak	10/12				0	0	0

Defense by type

	Total	9m	6m	Wing	Stl.	C7	2m
Def. 6-0	10/46	3/29	3/4	2/6	2	2	0
Fastbreak	0/0				0	0	3

Attack with superiority / minority / goalkeeper out

	Attack				Reaction		
	Att.	Eff.	Shots	TF	FB	LD	Tot.
7 on 6 (GK out)	3	100%	3/3	0	0/0	0/0	0/0
6 on 6 (GK out)	5	60%	3/3	2	0/0	0/1	0/1
6 on 6	58	72%	42/49	9			

Player superiority / GK out counted at the end of attack (in case it changes during attack)

Defense with superiority / minority / goalkeeper out

	Attack				Reaction		
	Att.	Eff.	Shots	TF	FB	LD	Tot.
6 on 6	61	18%	11/43	18			
6 on 5	4	25%	1/2	2			
6 on 4	1	0%	0/0	1			

Numbers show attacking numbers of opponent. Lower efficiency of opponent means better defense of this team

Jersey number Tot. Total shooting 6m 6m (line) shooting 9m 9m shooting Wng Wing shooting FB Fastbreak sh. 7m 7m penalty sh.
 Brk. Breakthrough sh. LD Long distance sh. As. Assists PC Pass clear chance E7 Earned 7m pen. TF Technical faults St. Steals
 2m 2m punishments C7. Committed 7m E2 Earned 2m pun. YC. Yellow cards R/B Red/Blue cards Blk. Blocks S Starting Line-up



11th IHF Men's Youth World Championship 2025 Egypt

Preliminary Round - Group F, 1. round

Match Team Statistics

Match No. 8

France 48 - 12 Mexico

(24 - 2) (24 - 10)

6.8.2025. 19:30

Attendance: 285

Cairo Stadium 2

Referees: Mohammed Jassim Alsaqer (KSA) / Ali Mohammed Alsuqfi (KSA)

Shot distribution by player

4 M. Burdet

		1/1
		1/1

10 Y. Peyrabout

		1/1
	0/2	
	1/1	1/1

14 B. Lafosse

1/1	1/1	

15 M. Barelle

4/4	1/1	1/1
5/6	1/1	

18 T. Gourguechon

	0/1	

19 J. Tsobgny Siwe

		1/1

20 S. Rebel

	1/1	1/1
		1/1

21 S. Sonko Basin

	1/1	1/1

23 L. Delattre

1/1		
	1/1	

1 post

28 L. Gendronneau

2/3		1/1
1/1	1/1	

42 N. Thuillier

		1/1
1/1	0/1	
		1/1

47 C. Sol

		1/1

64 A. Baradat

1/1		
	0/1	
1/1		5/5

77 L. Felix-Andrieu

2/3		1/1
2/2		

1 post

TOTAL

11/13	3/3	9/9
2/2	1/5	
8/9	4/5	10/10

2 post

Saves distribution goalkeepers

10 Y. Peyrabout

		1/1

24 T. Riss

	1/1	1/1
1/1	2/2	
0/2	4/4	2/2

90 C. Grosjean

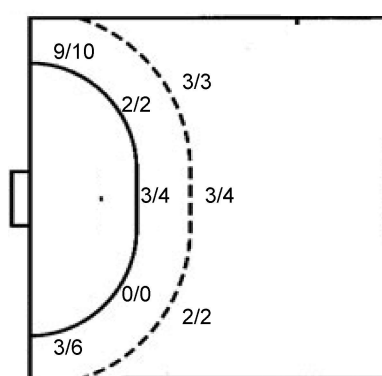
0/1		0/2
1/3	5/6	1/1
1/3	1/2	0/1

TOTAL

0/1	1/1	2/4
2/4	7/8	1/1
1/5	5/6	2/3

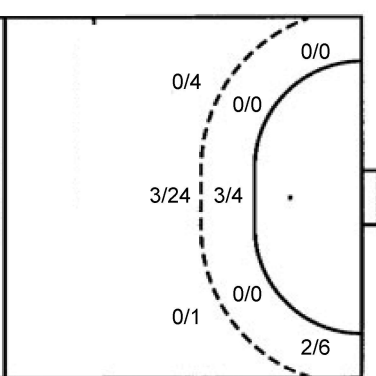
Shots by position

ATTACK



7m penalties 1/1
Fastbreak 10/12
Breakthrough 12/14
Long dist. 0/0

DEFENSE



7m penalties 2/2
Fastbreak 0/0
Breakthrough 2/7
Long dist. 0/1

Shooting statistics

Position	Goals	Sav.	Miss.	Post	Blk.	Total	%
Back (9m)	8	1	0	0	0	9	89
Line (6m)	5	1	0	0	0	6	83
Wing	12	4	0	0	0	16	75
7m penalties	1	0	0	0	0	1	100
Fastbreak	10	1	0	1	0	12	83
Breakthrough	12	1	0	1	0	14	86
Total	48	8	0	2	0	58	83

Jersey number Tot. Total shooting 6m 6m (line) shooting 9m 9m shooting Wng Wing shooting FB Fastbreak sh. 7m 7m penalty sh.
Brk. Breakthrough sh. LD Long distance sh. As. Assists PC Pass clear chance E7 Earned 7m pen. TF Technical faults St. Steals
2m 2m punishments C7. Committed 7m E2 Earned 2m pun. YC. Yellow cards R/B Red/Blue cards Blk. Blocks S Starting Line-up

Handball statistics and livescore by Toma-soft ltd (www.toma-soft.hr)



11th IHF Men's Youth World Championship 2025 Egypt

Preliminary Round - Group F, 1. round

Match Team Statistics

France 48 - 12 Mexico

6.8.2025. 19:30

Match No. 8

(24 - 2) (24 - 10)

Attendance: 285

Cairo Stadium 2

Referees: Mohammed Jassim Alsaqer (KSA) / Ali Mohammed Alsuqufi (KSA)

Mexico

#	Surname and name	S	Goals / shots								Attack					Def.			Penalties				TP						
			Tot.	%	9m	6m	Wing	7m	FB	Brk.	LD	As.	PC	E7	E2	TF	St.	C7	Bik	YC	2m	R		B					
1	ROMAN CRABTREE Santiago	S																											29:33
2	GUERRA TRISTAN Diego		1/1	100				1/1																					23:14
3	SANCHEZ ALEMAN Jose Antonio		3/7	43	0/3			1/1							2		1												45:50
5	HERNANDEZ RAMIREZ Mario Cesar																												15:58
6	KAMEY BARAJAS Gabriel Akiyuki																1												24:54
7	CHAVEZ RIVERA Jesus Emiliano		2/2	100		2/2											1												16:00
8	PONCE MACIAS Eduardo Javier	S															1	1											43:00
9	OVIEDO ARGUELLES Gael Francisco	S	0/3	0	0/1	0/1																							20:16
12	MEDRANO Elias Tapia																												16:17
13	PADILLA GOVEA Luis Yahir	S	2/8	25	2/8																								42:09
14	SANDOVAL MORENO Efren Aaron	S	2/10	20	1/6			1/1							2	1		1	1										30:59
16	SOLIS ALVARADO Patrizio Javier																												14:09
18	VILLA DUARTE Ruben	S	0/5	0	0/1			0/3																					28:08
20	CAMARGO IBARRA Emiliano		1/2	50				1/2																					28:10
27	RUIZ DIAZ Juan Alejandro	S	0/10	0	0/10											3			3										36:52
33	PUCH TECUAPETLA Alejandro Jose		1/1	100		1/1											1												4:02
Team / bench																													
TOTAL			12/49	24	3/29	3/4	2/6	2/2	0/0	2/7	0/1	4	4	2	3	21	1	1	0	0	0	0	0	0	0	0	0	0	0

#	Surname and name	Saves / shots								
		Tot.	%	9m	6m	Wing	7m	FB	Brk.	LD
1	ROMAN CRABTREE Santiago	4/31	13	0/4	1/3	3/13		0/5	0/6	
12	MEDRANO Elias Tapia	2/11	18	1/4	0/1	0/1		1/2	0/3	
16	SOLIS ALVARADO Patrizio Javier	2/14	14	0/1	0/2	1/2	0/1	0/4	1/4	
TOTAL		8/56	14	1/9	1/6	4/16	0/1	1/11	1/13	0/0

Coach: José Pablo Rojas Juarez

Number of attacks: 66, Efficiency: 18%, Average Duration: 37.12 seconds

Attack by type of defense

	Shots	9m	6m	Wing	TF	E7	E2
On def. 6-0	10/46	3/29	3/4	2/6	21	2	3
Fastbreak	0/0				0	0	0

Defense by type

	Total	9m	6m	Wing	Stl.	C7	2m
Def. 6-0	29/35	7/7	2/3	11/14	0	0	0
Def. 5-1	8/10	1/2	3/3	1/2	1	1	0
Fastbreak	10/12				0	0	0

Attack with superiority / minority / goalkeeper out

	Attack				Reaction		
	Att.	Eff.	Shots	TF	FB	LD	Tot.
6 on 6	61	18%	11/43	18			
6 on 5	4	25%	1/2	2			
6 on 4	1	0%	0/0	1			

Player superiority / GK out counted at the end of attack (in case it changes during attack)

Defense with superiority / minority / goalkeeper out

	Attack				Reaction		
	Att.	Eff.	Shots	TF	FB	LD	Tot.
7 on 6 (GK out)	3	100%	3/3	0	0/0	0/0	0/0
6 on 6 (GK out)	5	60%	3/3	2	0/0	0/1	0/1
6 on 6	58	72%	42/49	9			

Numbers show attacking numbers of opponent. Lower efficiency of opponent means better defense of this team

Jersey number Tot. Total shooting 6m 6m (line) shooting 9m 9m shooting Wng Wing shooting FB Fastbreak sh. 7m 7m penalty sh.
 Brk. Breakthrough sh. LD Long distance sh. As. Assists PC Pass clear chance E7 Earned 7m pen. TF Technical faults St. Steals
 2m 2m punishments C7. Committed 7m E2 Earned 2m pun. YC. Yellow cards R/B Red/Blue cards Blk. Blocks S Starting Line-up

Handball statistics and livescore by Toma-soft ltd (www.toma-soft.hr)



11th IHF Men's Youth World Championship 2025 Egypt

Preliminary Round - Group F, 1. round

Match Team Statistics

Match No. 8

France 48 - 12 Mexico

(24 - 2) (24 - 10)

6.8.2025. 19:30

Attendance: 285

Cairo Stadium 2

Referees: Mohammed Jassim Alsaqer (KSA) / Ali Mohammed Alsuqufi (KSA)

Shot distribution by player

2 D. Guerra Tristan

1/1		

3 J. Sanchez Aleman

1/2	0/1	
2/2		

1 post 1 miss.

5 M. Hernandez Ramirez

6 G. Kamey Barajas

7 J. Chavez Rivera

		1/1
	1/1	

8 E. Ponce Macias

9 G. Oviedo Arguelles

	0/1	
	0/1	0/1

13 L. Padilla Govea

		1/1
	0/1	0/1
	1/1	

1 miss. 3 block

14 E. Sandoval Moreno

		0/1
1/1	0/1	
1/2	0/1	

2 post 1 miss. 1 block

18 R. Villa Duarte

0/1	0/1	
	0/1	0/1

1 miss.

20 E. Camargo Ibarra

1/1	0/1	

27 J. Ruiz Diaz

		0/1
	0/2	
	0/2	

1 miss. 4 block

33 A. Puch Tecuapetla

		1/1

TOTAL

1/1	0/1	2/4
2/4	1/8	0/1
4/5	1/6	1/3

3 post 5 miss. 8 block

Saves distribution goalkeepers

1 S. Roman Crabtree

0/6	0/3	0/5
0/1	3/4	
0/4	1/4	0/4

12 E. Tapia Medrano

0/1		
	1/1	
1/4	0/1	0/4

16 P. Solis Alvarado

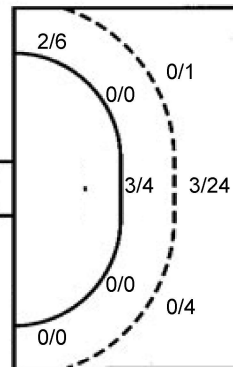
2/6		0/4
0/1		
0/1		0/2

TOTAL

2/13	0/3	0/9
0/2	4/5	
1/9	1/5	0/10

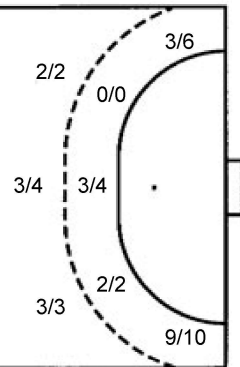
Shots by position

ATTACK



7m penalties	2/2
Fastbreak	0/0
Breakthrough	2/7
Long dist.	0/1

DEFENSE



7m penalties	1/1
Fastbreak	10/12
Breakthrough	12/14
Long dist.	0/0

Shooting statistics

Position	Goals	Sav.	Miss.	Post	Blk.	Total	%
Back (9m)	3	12	4	2	8	29	10
Line (6m)	3	1	0	0	0	4	75
Wing	2	4	0	0	0	6	33
7m penalties	2	0	0	0	0	2	100
Fastbreak	0	0	0	0	0	0	0
Breakthrough	2	4	0	1	0	7	29
Total	12	21	4	3	8	48	25

Jersey number Tot. Total shooting 6m 6m (line) shooting 9m 9m shooting Wng Wing shooting FB Fastbreak sh. 7m 7m penalty sh.
 Brk. Breakthrough sh. LD Long distance sh. As. Assists PC Pass clear chance E7 Earned 7m pen. TF Technical faults St. Steals
 2m 2m punishments C7. Committed 7m E2 Earned 2m pun. YC. Yellow cards R/B Red/Blue cards Blk. Blocks S Starting Line-up

Handball statistics and livescore by Toma-soft ltd (www.toma-soft.hr)

