



11th IHF Men's Youth World Championship 2025 Egypt

Preliminary Round - Group H, 1. round

Match Team Statistics

Match No. 2

Tunisia 43 - 26 USA

(24 - 16) (19 - 10)

6.8.2025. 15:00

Attendance: 100

Cairo Stadium

Referees: Raul Oyarzun Aylagas (ESP) / Aritz Zaragueta (ESP)

Tunisia

Players		Goals / shots									Attack					Def.			Penalties			TP				
#	Surname and name	S	Tot.	%	9m	6m	Wing	7m	FB	Brk.	LD	As.	PC	E7	E2	TF	St.	C7	Blk	YC	2m		R	B		
6	JMOUR Mustapha		3/4	75		2/3			1/1																9:54	
7	BAHRI Hamza	S	9/10	90		1/1	2/2		6/7						2	1	2	1							39:16	
8	ZARDOUM Mohamed	S	1/2	50		0/1				1/1		2					1	3						1	51:21	
9	MATHLOUTHI Mohamed Asser		5/6	83	2/3	1/1			1/1	1/1						2									30:59	
15	BENSLAMA Kousay		2/3	67		1/1	1/1		0/1																17:32	
16	BORJI Eliess	S										1													27:28	
20	MEGANNEM Elias		2/4	50	1/3					1/1			1		1	3									13:40	
21	BEN NAOUA Ali		3/4	75	0/1			2/2	1/1					1		2		2						1	32:46	
23	ALAYET Mohamed Jihed	S	2/4	50			1/1	1/2	0/1			1		1										1	30:10	
25	CHATTALI Iyed	S	6/8	75	4/6	1/1			1/1			3				2		1		1					47:04	
39	BEN SOUSSIA Houssine		1/3	33	0/1				0/1	1/1		2	1					1	1						13:07	
44	BOUJI Iyed	S	5/6	83	1/1				0/1	4/4		5	2												22:30	
71	DAOUD Mootaz		3/6	50	2/5					1/1															17:13	
86	AOUADI Seifeddine	S	1/1	100	1/1								1							2					27:56	
88	TEBER Mahdi											1	2				2								7:31	
99	CHABCHOUB Mohamed												1												30:16	
Team / bench																										
TOTAL			43/61	70	11/21	6/8	4/4	3/4	10/15	9/9	0/0	15	8	4	2	12	6	4	3	1	3	0	0			

Goalkeepers		Saves / shots								
#	Surname and name	Tot.	%	9m	6m	Wing	7m	FB	Brk.	LD
16	BORJI Eliess	9/24	38	2/7	1/3	5/6	0/1	0/1	1/5	0/1
99	CHABCHOUB Mohamed	10/20	50	7/9	0/2	1/1	2/2	0/1	0/5	
TOTAL		19/44	43	9/16	1/5	6/7	2/3	0/2	1/10	0/1

Coach:

Number of attacks: 69, Efficiency: 62%, Average Duration: 22.11 seconds

Attack by type of defense

	Shots	9m	6m	Wing	TF	E7	E2
On def. 6-0	19/26	8/14	4/5	2/2	10	2	1
On def. 5-1	11/16	3/7	2/3	2/2	2	2	1
Fastbreak	10/15				0	0	0

Defense by type

	Total	9m	6m	Wing	Stl.	C7	2m
Def. 6-0	21/49	7/22	4/8	1/8	6	4	0
Fastbreak	2/2				0	0	3

Attack with superiority / minority / goalkeeper out

	Attack				Reaction		
	Att.	Eff.	Shots	TF	FB	LD	Tot.
7 on 6 (GK out)	2	50%	1/2	0	0/0	1/1	1/1
6 on 6 (GK out)	4	75%	3/4	0	0/0	0/0	0/0
6 on 6	55	62%	34/45	10			
6 on 5	5	60%	3/4	1			
5 on 6	3	67%	2/2	1			

Player superiority / GK out counted at the end of attack (in case it changes during attack)

Defense with superiority / minority / goalkeeper out

	Attack				Reaction		
	Att.	Eff.	Shots	TF	FB	LD	Tot.
6 on 6 (GK out)	2	100%	2/2	0	0/0	0/0	0/0
6 on 6	58	34%	20/44	14			
5 on 6	1	0%	0/0	1			
6 on 5	8	50%	4/7	1			

Numbers show attacking numbers of opponent. Lower efficiency of opponent means better defense of this team

Jersey number Tot. Total shooting 6m 6m (line) shooting 9m 9m shooting Wng Wing shooting FB Fastbreak sh. 7m 7m penalty sh.
 Brk. Breakthrough sh. LD Long distance sh. As. Assists PC Pass clear chance E7 Earned 7m pen. TF Technical faults St. Steals
 2m 2m punishments C7. Committed 7m E2 Earned 2m pun. YC. Yellow cards R/B Red/Blue cards Blk. Blocks S Starting Line-up



11th IHF Men's Youth World Championship 2025 Egypt

Preliminary Round - Group H, 1. round

Match Team Statistics

Match No. 2

Tunisia 43 - 26 USA

(24 - 16) (19 - 10)

6.8.2025. 15:00

Attendance: 100

Cairo Stadium

Referees: Raul Oyarzun Aylagas (ESP) / Aritz Zaragueta (ESP)

Shot distribution by player

6 M. Jmour

1/1		
	1/1	
		1/1

1 post

7 H. Bahri

	2/2	
		2/3
4/4	1/1	

1 block

8 M. Zardoum

	0/1	
1/1		

1 post

9 M. Mathlouthi

1/1	1/1	
		3/3

1 block

15 K. Benslama

	1/2	1/1

1 miss.

20 E. Megannem

		1/1
	0/1	
1/1		

1 miss.

21 A. Ben Naoua

1/1		1/1
		1/1

1 miss.

23 M. Alayet

1/1	0/1	
	1/1	

1 miss.

25 I. Chattali

1/1	3/3	2/3

1 block

39 H. Ben Soussia

	1/1	
	0/1	

1 post

44 I. Bouji

1/1		
	1/2	
1/1		2/2

1 miss.

71 M. Daoud

	1/1	
	0/1	
1/2	1/1	

1 miss.

86 S. Aouadi

		1/1

1 miss.

88 M. Teber

TOTAL

3/3	4/6	1/1
2/2	4/8	3/4
9/10	6/7	11/12

2 post 4 miss. 2 block

Saves distribution goalkeepers

16 E. Borji

1/3	1/1	1/2
0/1		
4/11		2/6

99 M. Chabchoub

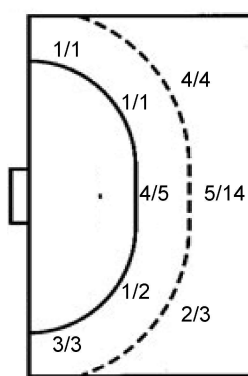
1/2		
	1/1	0/1
1/3	3/3	4/10

TOTAL

2/5	1/1	1/2
0/1	1/1	0/1
5/14	3/3	6/16

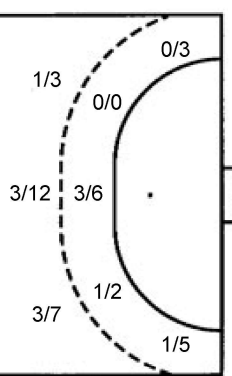
Shots by position

ATTACK



7m penalties 3/4
Fastbreak 10/15
Breakthrough 9/9
Long dist. 0/0

DEFENSE



7m penalties 1/4
Fastbreak 2/2
Breakthrough 9/11
Long dist. 2/2

Shooting statistics

Position	Goals	Sav.	Miss.	Post	Blk.	Total	%
Back (9m)	11	5	3	0	2	21	52
Line (6m)	6	1	0	1	0	8	75
Wing	4	0	0	0	0	4	100
7m penalties	3	0	1	0	0	4	75
Fastbreak	10	4	0	1	0	15	67
Breakthrough	9	0	0	0	0	9	100
Total	43	10	4	2	2	61	70

Jersey number Tot. Total shooting 6m 6m (line) shooting 9m 9m shooting Wng Wing shooting FB Fastbreak sh. 7m 7m penalty sh.
Brk. Breakthrough sh. LD Long distance sh. As. Assists PC Pass clear chance E7 Earned 7m pen. TF Technical faults St. Steals
2m 2m punishments C7. Committed 7m E2 Earned 2m pun. YC. Yellow cards R/B Red/Blue cards Blk. Blocks S Starting Line-up

Handball statistics and livescore by Toma-soft ltd (www.toma-soft.hr)



11th IHF Men's Youth World Championship 2025 Egypt

Preliminary Round - Group H, 1. round

Match Team Statistics

Match No. 2

Tunisia 43 - 26 USA

(24 - 16) (19 - 10)

6.8.2025. 15:00

Attendance: 100

Cairo Stadium

Referees: Raul Oyarzun Aylagas (ESP) / Aritz Zaragueta (ESP)

USA

#	Surname and name	S	Goals / shots								Attack				Def.			Penalties			TP													
			Tot.	%	9m	6m	Wing	7m	FB	Brk.	LD	As.	PC	E7	E2	TF	St.	C7	Blk	YC		2m	R	B										
3	ALCOVER PALOMINO Alvaro		2/3	67	1/2												2																	24:51
4	FERREIRA CORREIA Nuno		0/1	0				0/1																										13:21
6	BAGER Vincent		1/2	50		1/2												1																23:01
8	BENGTSSON Edwin		3/7	43		0/2	1/2	1/2	1/1							1																		19:42
10	GOMEZ DE SANTIAGO Jorge	S	2/7	29	0/3																													37:01
13	KUHLMEYER Kaeden	S	3/4	75		3/4																												34:04
14	MORAWSKI Kailan		1/3	33	1/3																													8:25
17	SIMIANER Wolf	S																																35:38
18	WOLF-BLOOM Aaron		1/2	50	0/1													1	1	1														21:30
19	STEGEBY Sven																																	
21	LONG Nathaniel	S	2/4	50	0/1			0/1																										37:20
22	NEUMAIER Simon	S	8/15	53	4/9			0/1	0/1																									46:14
27	ZOLLER Maximilian	S	2/4	50	1/3																													27:40
31	AWAD Abdelrahman	S	1/4	25				0/2	0/1	1/1																								45:34
44	SABOURI Iraj		0/1	0				0/1																										22:56
99	MESCALL Elvis																																	22:43
	Team / bench																																	
	TOTAL		26/57	46	7/22	4/8	1/8	1/4	2/2	9/11	2/2	5	8	4	3	16	2	4	2	0	2	0	0											

#	Surname and name	Saves / shots								
		Tot.	%	9m	6m	Wing	7m	FB	Brk.	LD
17	SIMIANER Wolf	7/34	21	3/11	1/5	0/2	0/1	3/10	0/5	
99	MESCALL Elvis	3/19	16	2/5	0/2	0/2	0/2	1/4	0/4	
	TOTAL	10/53	19	5/16	1/7	0/4	0/3	4/14	0/9	0/0

Coach: Maximilian Paulus

Number of attacks: 69, Efficiency: 38%, Average Duration: 30.06 seconds

Attack by type of defense

	Shots	9m	6m	Wing	TF	E7	E2
On def. 6-0	21/49	7/22	4/8	1/8	16	4	3
Fastbreak	2/2				0	0	0

Defense by type

	Total	9m	6m	Wing	Stl.	C7	2m
Def. 6-0	19/26	8/14	4/5	2/2	2	2	0
Def. 5-1	11/16	3/7	2/3	2/2	0	2	0
Fastbreak	10/15				0	0	2

Attack with superiority / minority / goalkeeper out

	Attack				Reaction		
	Att.	Eff.	Shots	TF	FB	LD	Tot.
6 on 6 (GK out)	2	100%	2/2	0	0/0	0/0	0/0
6 on 6	58	34%	20/44	14			
5 on 6	1	0%	0/0	1			
6 on 5	8	50%	4/7	1			

Player superiority / GK out counted at the end of attack (in case it changes during attack)

Defense with superiority / minority / goalkeeper out

	Attack				Reaction		
	Att.	Eff.	Shots	TF	FB	LD	Tot.
7 on 6 (GK out)	2	50%	1/2	0	0/0	1/1	1/1
6 on 6 (GK out)	4	75%	3/4	0	0/0	0/0	0/0
6 on 6	55	62%	34/45	10			
6 on 5	5	60%	3/4	1			
5 on 6	3	67%	2/2	1			

Numbers show attacking numbers of opponent. Lower efficiency of opponent means better defense of this team

Jersey number Tot. Total shooting 6m 6m (line) shooting 9m 9m shooting Wng Wing shooting FB Fastbreak sh. 7m 7m penalty sh.
 Brk. Breakthrough sh. LD Long distance sh. As. Assists PC Pass clear chance E7 Earned 7m pen. TF Technical faults St. Steals
 2m 2m punishments C7. Committed 7m E2 Earned 2m pun. YC. Yellow cards R/B Red/Blue cards Blk. Blocks S Starting Line-up



11th IHF Men's Youth World Championship 2025 Egypt

Preliminary Round - Group H, 1. round

Match Team Statistics

Match No. 2

Tunisia 43 - 26 USA

(24 - 16) (19 - 10)

6.8.2025. 15:00

Attendance: 100

Cairo Stadium

Referees: Raul Oyarzun Aylagas (ESP) / Aritz Zaragueta (ESP)

Shot distribution by player

3 A. Alcover Palomino

		1/1
1/1		0/1

4 N. Ferreira Correia

0/1		

6 V. Bager

1/1		

1 miss.

8 E. Bengtsson

		1/2
2/2		

2 post 1 miss.

10 J. Gomez De Santiago

1/1	0/1	1/2

1 post 2 miss.

13 K. Kuhlmeier

1/2		2/2

14 K. Morawski

1/1		
0/1		

1 block

18 A. Wolf-Bloom

	0/1	
		1/1

19 S. Stegeby

21 N. Long

1/2		1/2

22 S. Neumaier

2/2		
1/1		
2/2	0/2	3/5

1 post 1 miss. 1 block

27 M. Zoller

1/2		1/1

1 block

31 A. Awad

	0/1	
0/1		1/2

44 I. Sabouri

0/1		

TOTAL

3/5	0/1	1/2
1/1	0/1	1/1
10/15	0/3	10/16

4 post 5 miss. 3 block

Saves distribution goalkeepers

17 W. Simianer

0/3	2/3	0/1
0/1	2/4	1/2
1/8	0/3	1/9

99 E. Mescall

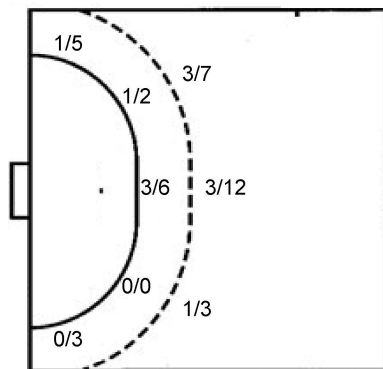
	0/3	
0/1	2/4	0/2
0/2	1/4	0/3

TOTAL

0/3	2/6	0/1
0/2	4/8	1/4
1/10	1/7	1/12

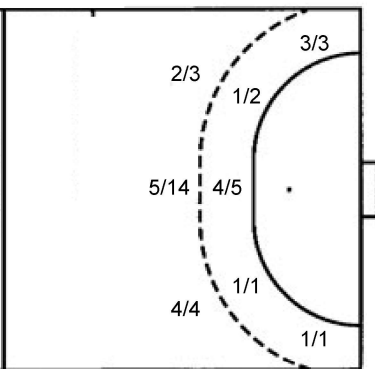
Shots by position

ATTACK



7m penalties	1/4
Fastbreak	2/2
Breakthrough	9/11
Long dist.	2/2

DEFENSE



7m penalties	3/4
Fastbreak	10/15
Breakthrough	9/9
Long dist.	0/0

Shooting statistics

Position	Goals	Sav.	Miss.	Post	Blk.	Total	%
Back (9m)	7	9	2	1	3	22	32
Line (6m)	4	1	2	1	0	8	50
Wing	1	6	1	0	0	8	13
7m penalties	1	2	0	1	0	4	25
Fastbreak	2	0	0	0	0	2	100
Breakthrough	9	1	0	1	0	11	82
Total	24	19	5	4	3	55	44

Jersey number Tot. Total shooting 6m 6m (line) shooting 9m 9m shooting Wng Wing shooting FB Fastbreak sh. 7m 7m penalty sh.
 Brk. Breakthrough sh. LD Long distance sh. As. Assists PC Pass clear chance E7 Earned 7m pen. TF Technical faults St. Steals
 2m 2m punishments C7. Committed 7m E2 Earned 2m pun. YC. Yellow cards R/B Red/Blue cards Blk. Blocks S Starting Line-up

