



18th IHF Men's Club World Championship 2025



Final Round, Finals

Match Team Statistics

Veszprem HC 30 - 31 FC Barcelona

2.10.2025. 20:00

Match No. 18

(12 - 13) (9 - 8) (OT1: 5 - 5) (OT2: 4 - 5)

Attendance: 4000

New Capital Sports Hall

Referees: Robert Schulze (GER) / Tobias Toennies (GER)

Veszprem HC

#	Surname and name	S	Goals / shots								Attack					Def.			Penalties				TP					
			Tot.	%	9m	6m	Wing	7m	FB	Brk.	LD	As.	PC	E7	E2	TF	St.	C7	Blk	YC	2m	R		B				
1	APPELGREN Mikael																											0:52
2	GONÇALVES DOS SANTOS Thiagus Petrus																1	4										40:41
5	MARTINOVIĆ Ivan		6/12	50	3/9				1/1	2/2					3								2					39:34
9	DESCAT Hugo Georges Christian	S	8/12	67			4/5	2/4	1/2	1/1													2			2		76:42
12	CORRALES RODAL Rodrigo	S																					1					73:06
21	ELISSON Bjarki Mar																											2:32
23	LIGETVÁRI Patrik																											
24	MARGUC Gasper	S	4/5	80			2/2	2/3															1			1		62:06
25	CINDRIC Luka	S	2/3	67	1/1																		1					21:50
29	REMILI Nedim	S	6/15	40	2/10	1/2			1/1	1/1	1/1	1	1	4								4	1	1		1		62:08
39	ELDERAA Yehia Mohammed Yehia		1/7	14	1/5					0/2					2							1	2	1				35:51
46	PECHMALBEC Dragan Jacques	S	3/3	100		3/3									2		1					1						58:22
66	GANCS-PETO Mate																								1			9:41
80	MESILHY Ahmed Adel		0/3	0		0/3																	1					22:24
88	MOLNÁR Robin																											
90	MOHAMED Ali Zeinelabedin Ali Ismail	S	0/4	0	0/4										2	1						2	1		1			54:04
	Team / bench																									1		
	TOTAL		30/64	47	7/29	4/8	6/7	4/7	3/4	5/8	1/1	10	2	7	1	15	5	10	1	2	3	0	0					

#	Surname and name	Saves / shots								
		Tot.	%	9m	6m	Wing	7m	FB	Brk.	LD
1	APPELGREN Mikael	1/4	25				1/4			
12	CORRALES RODAL Rodrigo	16/41	39	9/14	2/6	2/2	1/6	0/3	1/9	1/1
	TOTAL	17/45	38	9/14	2/6	2/2	2/10	0/3	1/9	1/1

Coach: **Xavier Pascual Fuertes**

Number of attacks: 71, Efficiency: 42%, Average Duration: 35.58 seconds

Attack by type of defense

	Shots	9m	6m	Wing	TF	E7	E2
On def. 6-0	22/52	7/29	4/8	6/7	15	7	1
Fastbreak	3/4				0	0	0

Defense by type

	Total	9m	6m	Wing	Stl.	C7	2m
Def. 6-0	17/41	5/20	4/7	0/2	5	10	0
Fastbreak	5/5				0	0	3

Attack with superiority / minority / goalkeeper out

	Attack				Reaction		
	Att.	Eff.	Shots	TF	FB	LD	Tot.
7 on 6 (GK out)	8	50%	4/7	1	1/1	0/1	1/2
6 on 6 (GK out)	5	80%	4/4	1	1/1	0/0	1/1
6 on 6	56	38%	21/43	13			
6 on 5	2	50%	1/2	0			

Player superiority / GK out counted at the end of attack (in case it changes during attack)

Defense with superiority / minority / goalkeeper out

	Attack				Reaction		
	Att.	Eff.	Shots	TF	FB	LD	Tot.
7 on 6 (GK out)	8	25%	2/4	4	0/0	1/1	1/1
6 on 6 (GK out)	1	100%	1/1	0	0/0	0/0	0/0
6 on 6	56	45%	25/44	12			
7 on 5 (GK out)	1	0%	0/1	0	0/0	0/0	0/0
6 on 5	4	75%	3/3	1			

Numbers show attacking numbers of opponent. Lower efficiency of opponent means better defense of this team

Jersey number Tot. Total shooting 6m 6m (line) shooting 9m 9m shooting Wng Wing shooting FB Fastbreak sh. 7m 7m penalty sh.
 Brk. Breakthrough sh. LD Long distance sh. As. Assists PC Pass clear chance E7 Earned 7m pen. TF Technical faults St. Steals
 2m 2m punishments C7. Committed 7m E2 Earned 2m pun. YC. Yellow cards R/B Red/Blue cards Blk. Blocks S Starting Line-up



18th IHF Men's Club World Championship 2025



Final Round, Finals

Match Team Statistics

Match No. 18

Veszprem HC 30 - 31 FC Barcelona

(12 - 13) (9 - 8) (OT1: 5 - 5) (OT2: 4 - 5)

2.10.2025. 20:00

Attendance: 4000

New Capital Sports Hall

Referees: Robert Schulze (GER) / Tobias Toennies (GER)

Shot distribution by player

2 T. Gonçalves dos Santos

5 I. Martinović

1/2	0/2	1/1
1/2		
2/2		1/1

2 block

9 H. Descat

		2/3
0/1		2/3
2/3		2/2

21 B. Elisson

23 P. Ligetvári

24 G. Marguc

3/3		
	0/1	
1/1		

25 L. Cindric

1/1		1/1

1 miss.

29 N. Remili

1/1	0/3	0/1
	0/1	0/1
1/1	3/3	1/2

1 miss. 1 block

39 Y. Elderaa

0/1	0/1	
0/1	0/1	1/2

1 block

46 D. Pechmalbec

		1/1
1/1	1/1	

66 M. Gancs-Peto

80 A. Mesilhy

0/2		
0/1		

88 R. Molnár

90 A. Mohamed

0/1		0/2

1 block

TOTAL

5/7	0/6	4/6
1/6	0/2	2/6
8/11	4/5	6/8

2 miss. 5 block

Saves distribution goalkeepers

1 M. Appelgren

1/1		0/1
0/1		0/1

12 R. Corrales

Rodal		
4/8	0/1	1/7
1/1	1/1	1/1
4/11	1/3	3/8


TOTAL

5/9	0/1	1/8
1/1	1/1	1/1
4/12	1/3	3/9

Shots by position

ATTACK

DEFENSE



7m penalties 4/7
Fastbreak 3/4
Breakthrough 5/8
Long dist. 1/1

7m penalties 8/10
Fastbreak 5/5
Breakthrough 8/12
Long dist. 1/2

Shooting statistics

Position	Goals	Sav.	Miss.	Post	Blk.	Total	%
Back (9m)	7	16	1	0	5	29	24
Line (6m)	4	4	0	0	0	8	50
Wing	6	1	0	0	0	7	86
7m penalties	4	3	0	0	0	7	57
Fastbreak	3	1	0	0	0	4	75
Breakthrough	5	2	1	0	0	8	63
Total	29	27	2	0	5	63	46

Jersey number Tot. Total shooting 6m 6m (line) shooting 9m 9m shooting Wng Wing shooting FB Fastbreak sh. 7m 7m penalty sh.
Brk. Breakthrough sh. LD Long distance sh. As. Assists PC Pass clear chance E7 Earned 7m pen. TF Technical faults St. Steals
2m 2m punishments C7. Committed 7m E2 Earned 2m pun. YC. Yellow cards R/B Red/Blue cards Blk. Blocks S Starting Line-up

Handball statistics and livescore by Toma-soft ltd (www.toma-soft.hr)



18th IHF Men's Club World Championship 2025



Final Round, Finals

Match Team Statistics

Match No. 18

Veszprem HC 30 - 31 FC Barcelona

(12 - 13) (9 - 8) (OT1: 5 - 5) (OT2: 4 - 5)

2.10.2025. 20:00

Attendance: 4000

New Capital Sports Hall

Referees: Robert Schulze (GER) / Tobias Toennies (GER)

FC Barcelona

Players		Goals / shots									Attack					Def.			Penalties			TP			
#	Surname and name	S	Tot.	%	9m	6m	Wing	7m	FB	Brk.	LD	As.	PC	E7	E2	TF	St.	C7	Blk	YC	2m		R	B	
1	HALLGRIMSSON Viktor Gisli																								0:15
6	FERNANDEZ JIMENEZ Daniel		1/2	50				1/2							1	1									25:28
9	CARLSBOGARD Karl Jonathan		0/1	0	0/1							1				1			2						22:39
10	MEM Dika	S	4/13	31	1/8					3/5				1		5									58:00
11	CIKUSA I JELICIC Djordje		1/1	100					1/1											1					21:37
12	NIELSEN Emil	S										1													75:11
18	JANC Blaz		3/4	75	1/1		0/1			2/2		1	2	3		4	1								57:21
19	N'GUESSAN Timothy	S	4/12	33	3/9					1/3		1		3		3		1							51:44
20	GOMEZ ABELLO Aleix	S	6/8	75		0/1	0/1	3/3	3/3			1			1	2	1								50:15
23	SOLA BASTERRA Adrian																								
35	MAKUC Domen		1/1	100						1/1		1	1												14:48
45	ELDERAA Seif		0/1	0	0/1																				7:43
72	FABREGAS Ludovic	S	3/5	60		3/4					0/1			2				1	2						71:01
82	DA SOUSA FRADE Luis Diogo	S	3/4	75		1/2			1/1		1/1	1				1		4							49:05
83	BARRUFET TORREBEJANO Ian	S	5/6	83				4/5		1/1						1	1		1						50:32
88	CIKUSA I JELICIC Petar																		1		1				3:01
Team / bench																					1				
TOTAL			31/58	53	5/20	4/7	0/2	8/10	5/5	8/12	1/2	7	4	10	2	17	3	7	5	2	1	0	0		

Goalkeepers		Saves / shots								
#	Surname and name	Tot.	%	9m	6m	Wing	7m	FB	Brk.	LD
1	HALLGRIMSSON Viktor Gisli	0/1	0				0/1			
12	NIELSEN Emil	27/55	49	16/23	4/8	1/7	3/6	1/4	2/7	
TOTAL		27/56	48	16/23	4/8	1/7	3/7	1/4	2/7	0/0

Coach: Antonio Carlos Ortega Perez

Number of attacks: 70, Efficiency: 44%, Average Duration: 32.37 seconds

Attack by type of defense

	Shots	9m	6m	Wing	TF	E7	E2
On def. 6-0	17/41	5/20	4/7	0/2	17	10	2
Fastbreak	5/5				0	0	0

Defense by type

	Total	9m	6m	Wing	Stl.	C7	2m
Def. 6-0	22/52	7/29	4/8	6/7	3	7	0
Fastbreak	3/4				0	0	1

Attack with superiority / minority / goalkeeper out

	Attack				Reaction		
	Att.	Eff.	Shots	TF	FB	LD	Tot.
7 on 6 (GK out)	8	25%	2/4	4	0/0	1/1	1/1
6 on 6 (GK out)	1	100%	1/1	0	0/0	0/0	0/0
6 on 6	56	45%	25/44	12			
7 on 5 (GK out)	1	0%	0/1	0	0/0	0/0	0/0
6 on 5	4	75%	3/3	1			

Player superiority / GK out counted at the end of attack (in case it changes during attack)

Defense with superiority / minority / goalkeeper out

	Attack				Reaction		
	Att.	Eff.	Shots	TF	FB	LD	Tot.
7 on 6 (GK out)	8	50%	4/7	1	1/1	0/1	1/2
6 on 6 (GK out)	5	80%	4/4	1	1/1	0/0	1/1
6 on 6	56	38%	21/43	13			
6 on 5	2	50%	1/2	0			

Numbers show attacking numbers of opponent. Lower efficiency of opponent means better defense of this team

Jersey number Tot. Total shooting 6m 6m (line) shooting 9m 9m shooting Wng Wing shooting FB Fastbreak sh. 7m 7m penalty sh.
 Brk. Breakthrough sh. LD Long distance sh. As. Assists PC Pass clear chance E7 Earned 7m pen. TF Technical faults St. Steals
 2m 2m punishments C7. Committed 7m E2 Earned 2m pun. YC. Yellow cards R/B Red/Blue cards Blk. Blocks S Starting Line-up

Handball statistics and livescore by Toma-soft ltd (www.toma-soft.hr)



18th IHF Men's Club World Championship 2025



Final Round, Finals

Match Team Statistics

Match No. 18

Veszprem HC 30 - 31 FC Barcelona

(12 - 13) (9 - 8) (OT1: 5 - 5) (OT2: 4 - 5)

2.10.2025. 20:00

Attendance: 4000

New Capital Sports Hall

Referees: Robert Schulze (GER) / Tobias Toennies (GER)

Shot distribution by player

6 D. Fernandez Jimenez

0/1		1/1

9 K. Carlsbogard

0/1		

10 D. Mem

1/1		0/1
2/3		1/2

5 miss. 1 block

11 D. Cikusa I Jelcic

	1/1	

18 B. Janc

1/1		
1/1	0/1	1/1

19 T. N'Guessan

2/4		
0/1		0/1
	1/1	1/3

2 post

20 A. Gomez Abello

0/1	1/1	
	1/1	
2/3		2/2

23 A. Sola Basterra

35 D. Makuc

	1/1	

45 S. Elderaa

1 miss.

72 L. Fabregas

		1/1
	0/1	
2/2		

1 post

82 L. Da Sousa Frade

0/1		2/2
	1/1	

83 I. Barrufet Torrebejano

		3/3
1/2		1/1

88 P. Cikusa I Jelcic

TOTAL

4/9	1/1	7/8
0/1	2/3	0/1
8/12	3/4	6/9

3 post 6 miss. 1 block

Saves distribution goalkeepers

1 V. Hallgrimsson

0/1		

12 E. Nielsen

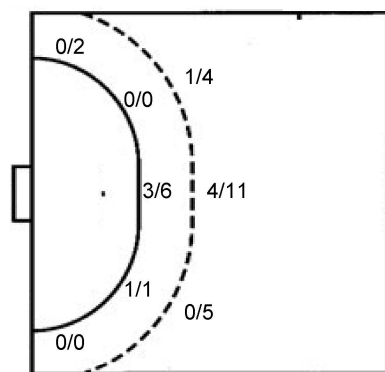
2/6	6/6	2/6
5/6	2/2	4/6
3/11	1/4	2/8

TOTAL

2/7	6/6	2/6
5/6	2/2	4/6
3/11	1/4	2/8

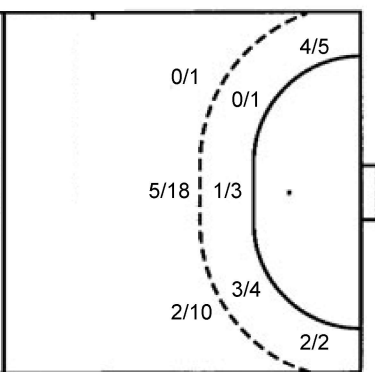
Shots by position

ATTACK



7m penalties 8/10
Fastbreak 5/5
Breakthrough 8/12
Long dist. 1/2

DEFENSE



7m penalties 4/7
Fastbreak 3/4
Breakthrough 5/8
Long dist. 1/1

Shooting statistics

Position	Goals	Sav.	Miss.	Post	Blk.	Total	%
Back (9m)	5	9	4	1	1	20	25
Line (6m)	4	2	0	1	0	7	57
Wing	0	2	0	0	0	2	0
7m penalties	8	2	0	0	0	10	80
Fastbreak	5	0	0	0	0	5	100
Breakthrough	8	1	2	1	0	12	67
Total	30	16	6	3	1	56	54

Jersey number Tot. Total shooting 6m 6m (line) shooting 9m 9m shooting Wng Wing shooting FB Fastbreak sh. 7m 7m penalty sh.
Brk. Breakthrough sh. LD Long distance sh. As. Assists PC Pass clear chance E7 Earned 7m pen. TF Technical faults St. Steals
2m 2m punishments C7. Committed 7m E2 Earned 2m pun. YC. Yellow cards R/B Red/Blue cards Blk. Blocks S Starting Line-up

Handball statistics and livescore by Toma-soft ltd (www.toma-soft.hr)

