



# 18th IHF Men's Club World Championship 2025



Placement Round (5-6), 5-6. place

Match Team Statistics

Match No. 16

## Zamalek Club 28 - 28 Sharjah SC

(18 - 12) (10 - 16)

2.10.2025. 14:45

Attendance: 200

New Capital Sports Hall

Referees: Bojan Lah (SLO) / David Sok (SLO)

### Zamalek Club

#	Surname and name	S	Goals / shots								Attack				Def.			Penalties				TP				
			Tot.	%	9m	6m	Wing	7m	FB	Brk.	LD	As.	PC	E7	E2	TF	St.	C7	Blk	YC	2m		R	B		
1	YOUSRI Akram	S	7/7	100		2/2	1/1	1/1	3/3								1								44:59	
4	MORSY Ahmed		1/2	50	1/2											1	1								10:48	
8	HASHAD Ziad															7	1							1	25:09	
9	ELNAKKADY Mohamed	S	2/4	50		1/1	0/1		1/2																30:00	
10	SALAH MOHMED MAHMUD Gamal	S	4/7	57	3/5					1/2													1		53:31	
11	ELNAKKADY Ahmed		2/3	67				1/2		1/1															29:46	
14	RAGAB Beegad	S	3/6	50	0/1	3/5										2									39:31	
16	AHMED ABDELSALAM AHMED MOHAMED Amr																								0:34	
30	SALAMA Youssef	S																							52:09	
35	ABDELHAMID Ahmed	S	0/4	0	0/3					0/1						2	2						1	1	1	20:14
55	ABDELHADY Mohamed																									
64	ABDELHADY Omar																									
66	ELAHMAR Ahmed		2/3	67	0/1	1/1				1/1															21:23	
84	DOIEB Hisham	S	3/7	43	1/5	1/1				1/1													1	2	1	32:51
98	MADBOULY Ali																						1	1	1	28:42
99	ELBATTAWI Mohamed		4/6	67	3/5					1/1						1	1								30:23	
	Team / bench																									
	<b>TOTAL</b>		<b>28/49</b>	<b>57</b>	<b>8/22</b>	<b>8/10</b>	<b>2/4</b>	<b>1/1</b>	<b>5/6</b>	<b>4/6</b>	<b>0/0</b>	<b>13</b>	<b>6</b>	<b>1</b>	<b>2</b>	<b>17</b>	<b>2</b>	<b>4</b>	<b>4</b>	<b>0</b>	<b>4</b>	<b>0</b>	<b>0</b>	<b>0</b>	<b>0</b>	

#	Surname and name	Saves / shots								
		Tot.	%	9m	6m	Wing	7m	FB	Brk.	LD
16	AHMED ABDELSALAM AHMED MOHAMED Amr	0/2	0				0/2			
30	SALAMA Youssef	10/31	32	5/10	2/8	0/1	0/1	3/7	0/4	
	<b>TOTAL</b>	<b>10/33</b>	<b>30</b>	<b>5/10</b>	<b>2/8</b>	<b>0/1</b>	<b>0/3</b>	<b>3/7</b>	<b>0/4</b>	<b>0/0</b>

Coach:

Number of attacks: 58, Efficiency: 48%, Average Duration: 30.74 seconds

### Attack by type of defense

	Shots	9m	6m	Wing	TF	E7	E2
On def. 6-0	20/40	8/22	7/9	2/4	17	0	2
On def. 5-1	2/2	0/0	1/1	0/0	0	1	0
Fastbreak	5/6				0	0	0

### Defense by type

	Total	9m	6m	Wing	Stl.	C7	2m
Def. 6-0	16/31	5/15	6/10	1/1	2	4	0
Fastbreak	5/9				0	0	4

### Attack with superiority / minority / goalkeeper out

	Attack				Reaction		
	Att.	Eff.	Shots	TF	FB	LD	Tot.
7 on 6 (GK out)	4	25%	1/2	2	0/0	1/2	1/2
6 on 6 (GK out)	6	50%	3/6	0	1/1	1/1	2/2
6 on 6	41	49%	20/27	14			
6 on 5	5	80%	4/5	0			
5 on 6	2	0%	0/1	1			

Player superiority / GK out counted at the end of attack (in case it changes during attack)

### Defense with superiority / minority / goalkeeper out

	Attack				Reaction		
	Att.	Eff.	Shots	TF	FB	LD	Tot.
7 on 6 (GK out)	2	50%	1/1	1	0/0	0/0	0/0
6 on 6 (GK out)	2	0%	0/0	2	2/2	0/0	2/2
6 on 6	45	44%	20/36	9			
5 on 6	1	0%	0/1	0			
6 on 5	10	70%	7/10	0			

Numbers show attacking numbers of opponent. Lower efficiency of opponent means better defense of this team

# Jersey number Tot. Total shooting 6m 6m (line) shooting 9m 9m shooting Wng Wing shooting FB Fastbreak sh. 7m 7m penalty sh.  
 Brk. Breakthrough sh. LD Long distance sh. As. Assists PC Pass clear chance E7 Earned 7m pen. TF Technical faults St. Steals  
 2m 2m punishments C7. Committed 7m E2 Earned 2m pun. YC. Yellow cards R/B Red/Blue cards Blk. Blocks S Starting Line-up



# 18th IHF Men's Club World Championship 2025



Placement Round (5-6), 5-6. place

## Match Team Statistics

Match No. 16

## Zamalek Club 28 - 28 Sharjah SC

(18 - 12) (10 - 16)

2.10.2025. 14:45

Attendance: 200

New Capital Sports Hall

Referees: Bojan Lah (SLO) / David Sok (SLO)

### Shot distribution by player

<b>1 A. Yousri</b>	<b>4 A. Morsy</b>	<b>8 Z. Hashad</b>	<b>9 M. Elnakkady</b>	<b>10 G. Salah Mohmed Mahmud</b>	<b>11 A. Elnakkady</b>	<b>14 B. Ragab</b>
2/2 1/1 1/1 1/1 2/2	1/1 0/1		1/2 1/1 1 post	0/1 1/1 0/1 3/3 1 block	0/1 2/2	1/1 0/1 0/1 2/2 1 miss.
<b>35 A. Abdelhamid</b>	<b>55 M. Abdelhady</b>	<b>64 O. Abdelhady</b>	<b>66 A. Elahmar</b>	<b>84 H. Doieb</b>	<b>98 A. Madbouly</b>	<b>99 M. Elbattawi</b>
0/1 0/2 0/1			2/2 1 block	2/3 0/1 0/1 1/1 1 block		1/1 0/1 1/2 1/1 1/1

### TOTAL

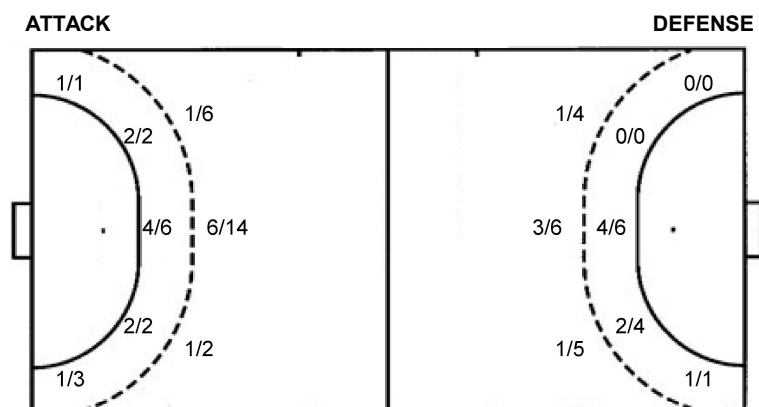
3/5	0/1	4/7
2/3	1/5	0/1
3/3	2/5	13/14

1 post 1 miss. 3 block

### Saves distribution goalkeepers

<b>16 A. Ahmed Abdelsalam Ahmed Mohamed</b>	<b>30 Y. Salama</b>	<b>TOTAL</b>
0/1 0/1	1/4 0/2 2/3 1/1 3/6 0/4 2/4 1/7	1/5 0/3 2/3 1/1 3/6 0/4 2/4 1/7

### Shots by position



7m penalties 1/1  
Fastbreak 5/6  
Breakthrough 4/6  
Long dist. 0/0

7m penalties 3/4  
Fastbreak 5/9  
Breakthrough 4/5  
Long dist. 4/7

### Shooting statistics

Position	Goals	Sav.	Miss.	Post	Blk.	Total	%
Back (9m)	8	10	1	0	3	22	36
Line (6m)	8	2	0	0	0	10	80
Wing	2	1	0	1	0	4	50
7m penalties	1	0	0	0	0	1	100
Fastbreak	5	1	0	0	0	6	83
Breakthrough	4	2	0	0	0	6	67
<b>Total</b>	<b>28</b>	<b>16</b>	<b>1</b>	<b>1</b>	<b>3</b>	<b>49</b>	<b>57</b>

# Jersey number Tot. Total shooting 6m 6m (line) shooting 9m 9m shooting Wng Wing shooting FB Fastbreak sh. 7m 7m penalty sh.  
Brk. Breakthrough sh. LD Long distance sh. As. Assists PC Pass clear chance E7 Earned 7m pen. TF Technical faults St. Steals  
2m 2m punishments C7. Committed 7m E2 Earned 2m pun. YC. Yellow cards R/B Red/Blue cards Blk. Blocks S Starting Line-up

Handball statistics and livescore by Toma-soft ltd (www.toma-soft.hr)





# 18th IHF Men's Club World Championship 2025



Placement Round (5-6), 5-6. place

## Match Team Statistics

Match No. 16

## Zamalek Club 28 - 28 Sharjah SC

(18 - 12) (10 - 16)

2.10.2025. 14:45

Attendance: 200

New Capital Sports Hall

Referees: Bojan Lah (SLO) / David Sok (SLO)

### Shot distribution by player

#### 2 F. Alblooshi


#### 4 H. Abdalla

	0/1	

#### 5 M. Radwan

1/1		2/2
0/1		0/2
1/1		0/1

2 post

#### 6 A. Almheiri


#### 7 I. Al Ali


#### 8 W. Rashed

2/2		
	0/1	1/1

1 miss.

#### 11 T. Almaazmi

		1/1
		2/2

#### 19 M. Sanai

1/2	1/1	
	1/1	

1 post 1 miss. 3 block

#### 23 S. Alansaari

1/1		
		1/1

#### 33 A. Aldhanhani

2/2		

#### 55 S. Almaazmi


#### 73 M. Ayari

0/1		1/1
	1/1	0/1
1/1	1/2	2/2

2 miss.

#### 88 M. Soliman

		1/1
	1/1	1/1

1 post 1 block

#### 90 O. Zaid

	1/1	1/1

### TOTAL

4/5		3/3
1/3	2/3	3/6
4/4	4/6	7/8

4 post 4 miss. 4 block

### Saves distribution goalkeepers

#### 12 M. Altaher

2/5	1/1	3/7
0/1	4/4	1/1
0/3	3/5	1/13

#### 16 A. Alsaadi

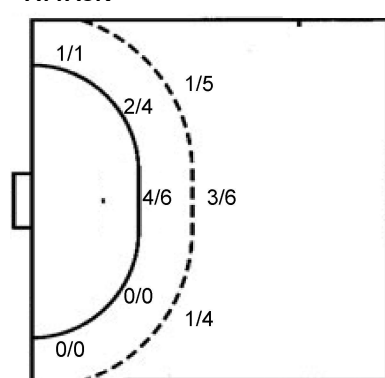
0/1		
		0/1

#### TOTAL

2/5	1/1	3/7
0/2	4/4	1/1
0/3	3/5	1/14

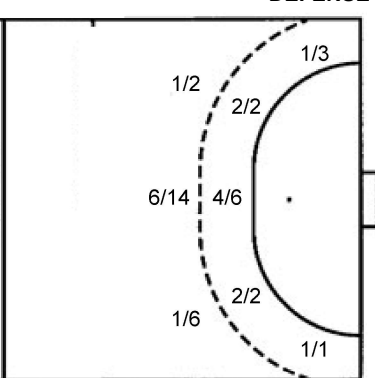
### Shots by position

#### ATTACK



7m penalties 3/4  
Fastbreak 5/9  
Breakthrough 4/5  
Long dist. 4/7

#### DEFENSE



7m penalties 1/1  
Fastbreak 5/6  
Breakthrough 4/6  
Long dist. 0/0

### Shooting statistics

Position	Goals	Sav.	Miss.	Post	Blk.	Total	%
Back (9m)	5	5	1	0	4	15	33
Line (6m)	6	2	0	2	0	10	60
Wing	1	0	0	0	0	1	100
7m penalties	3	0	0	1	0	4	75
Fastbreak	5	3	1	0	0	9	56
Breakthrough	4	0	0	1	0	5	80
<b>Total</b>	<b>24</b>	<b>10</b>	<b>2</b>	<b>4</b>	<b>4</b>	<b>44</b>	<b>55</b>

# Jersey number Tot. Total shooting 6m 6m (line) shooting 9m 9m shooting Wng Wing shooting FB Fastbreak sh. 7m 7m penalty sh.  
Brk. Breakthrough sh. LD Long distance sh. As. Assists PC Pass clear chance E7 Earned 7m pen. TF Technical faults St. Steals  
2m 2m punishments C7. Committed 7m E2 Earned 2m pun. YC. Yellow cards R/B Red/Blue cards Blk. Blocks S Starting Line-up

Handball statistics and livescore by Toma-soft ltd (www.toma-soft.hr)

