



18th IHF Men's Club World Championship 2025



Consolation Round (7-9), 3. round

Match Team Statistics
Match No. 15

Handebol Taubate 35 - 25 California Eagles

(18 - 13) (17 - 12)

2.10.2025. 12:30
Attendance: 100
New Capital Sports Hall

Referees: Vladimir Jovandic (SRB) / Marko Sekulic (SRB)

Handebol Taubate

| Players | | | Goals / shots | | | | | | | | Attack | | | | | Def. | | | Penalties | | | | TP | | |
|---------|--------------------------------------|---|---------------|-----|-----|-----|------|-----|-----|------|--------|-----|----|----|----|------|-----|----|-----------|----|----|---|----|---|-------|
| # | Surname and name | S | Tot. | % | 9m | 6m | Wing | 7m | FB | Brk. | LD | As. | PC | E7 | E2 | TF | St. | C7 | Bik | YC | 2m | R | B | | |
| 1 | PEREIRA DOS SANTOS Lucas | S | 0/2 | 0 | | | | | | | 0/2 | 2 | | | | | | | | | | | | | 49:01 |
| 3 | SANTOS Washigton Luis Silva | S | 5/5 | 100 | | 1/1 | 4/4 | | | | | 1 | | | | | 1 | | | | | | | | 33:34 |
| 5 | MIRANDA Italo de Souza | | 0/1 | 0 | 0/1 | | | | | | | | | | | | | | | | | | | | 10:16 |
| 8 | SOUZA Lucas Mendes Santos De | S | 5/8 | 63 | 1/2 | 1/1 | | | | 3/5 | | 1 | | | | 2 | | | | | | | | | 28:13 |
| 11 | ANDRADE Cleber | | | | | | | | | | | | | | | | | | 1 | | | | | | |
| 13 | RODRIGUEZ DE MENEZES Victor | | 2/3 | 67 | 1/2 | | | | | 1/1 | | | 1 | | | 2 | 1 | | | | | | | | 30:49 |
| 14 | PEIXOTO Guilherme Guimaraes Santana | | 2/5 | 40 | | 1/3 | | | | | 1/2 | | | | | | | | 2 | | | | | | 42:45 |
| 15 | PERIN Vinicius | | 1/3 | 33 | | | 1/3 | | | | | | | | | | | | 1 | | | | | | 29:02 |
| 16 | ALBUQUERQUE Matheus de Souza | | | | | | | | | | | | | | | | | | | | | | | | 10:59 |
| 17 | BARROS Kelvin De Oliveira | | 1/2 | 50 | 0/1 | 1/1 | | | | | | | 1 | | 2 | | | | | | | | | | 23:53 |
| 18 | LARANJEIRO TORRIANI Guilherme Miguel | S | 8/11 | 73 | | 1/2 | 2/2 | 5/5 | | | 0/2 | 1 | | | | 1 | 1 | | | | | | | | 41:37 |
| 20 | SAITX Pedro Sosa | S | | | | | | | | | | | | | | | 1 | 1 | | | | | | | 25:44 |
| 23 | DOS SANTOS DA ROSA Gabriel | S | 5/7 | 71 | 1/2 | | | | 2/2 | 2/3 | | 5 | 2 | 2 | | | | | | | | | | | 37:41 |
| 33 | ANADE DA SILVA Gustavo | S | 5/8 | 63 | 0/1 | | | 3/4 | | 2/2 | 0/1 | 4 | 2 | 1 | | | 1 | | | | | | | | 31:58 |
| 80 | OLIVEIRA Henrique de Paula | | | | | | | | | | | | | | | | | | | | | | | | |
| 99 | ARZA Gerardo Gorriti | | 1/2 | 50 | | | | | | 1/1 | 0/1 | 1 | 1 | 2 | 1 | 1 | | | 1 | | | | | | 24:28 |
| | Team / bench | | | | | | | | | | | | | | | | | | | | | | | | |
| | TOTAL | | 35/57 | 61 | 3/7 | 3/7 | 7/10 | 5/6 | 7/7 | 9/12 | 1/8 | 15 | 6 | 6 | 1 | 9 | 4 | 3 | 3 | 0 | 0 | 0 | 0 | 0 | |

| Goalkeepers | | Saves / shots | | | | | | | | | |
|-------------|------------------------------|---------------|----|------|------|------|-----|-----|------|-----|--|
| # | Surname and name | Tot. | % | 9m | 6m | Wing | 7m | FB | Brk. | LD | |
| 1 | PEREIRA DOS SANTOS Lucas | 14/32 | 44 | 4/8 | 3/9 | 3/8 | 1/1 | 0/1 | 3/5 | | |
| 16 | ALBUQUERQUE Matheus de Souza | 3/10 | 30 | 2/3 | 0/1 | 1/2 | 0/1 | 0/2 | 0/1 | | |
| 80 | OLIVEIRA Henrique de Paula | | | | | | | | | | |
| | TOTAL | 17/42 | 40 | 6/11 | 3/10 | 4/10 | 1/2 | 0/3 | 3/6 | 0/0 | |

Coach: Andre Vinicius Mendes Silva

Number of attacks: 64, Efficiency: 55%, Average Duration: 23.27 seconds

Attack by type of defense

| | Shots | 9m | 6m | Wing | TF | E7 | E2 |
|-------------|-------|-----|-----|------|----|----|----|
| On def. 6-0 | 10/13 | 2/3 | 0/1 | 4/4 | 4 | 3 | 0 |
| On def. 5-1 | 12/23 | 1/4 | 3/6 | 3/6 | 5 | 3 | 1 |
| Fastbreak | 7/7 | | | | 0 | 0 | 0 |

Defense by type

| | Total | 9m | 6m | Wing | Stl. | C7 | 2m |
|-----------|-------|------|------|------|------|----|----|
| Def. 6-0 | 19/43 | 5/16 | 6/11 | 5/9 | 4 | 3 | 0 |
| Def. 5-1 | 2/3 | 0/1 | 1/1 | 1/1 | 0 | 0 | 0 |
| Fastbreak | 3/3 | | | | 0 | 0 | 0 |

Attack with superiority / minority / goalkeeper out

| | Attack | | | | Reaction | | |
|--------|--------|------|-------|----|----------|----|------|
| | Att. | Eff. | Shots | TF | FB | LD | Tot. |
| 6 on 6 | 60 | 55% | 33/51 | 9 | | | |
| 6 on 5 | 4 | 50% | 2/4 | 0 | | | |

Player superiority / GK out counted at the end of attack (in case it changes during attack)

Defense with superiority / minority / goalkeeper out

| | Attack | | | | Reaction | | |
|-----------------|--------|------|-------|----|----------|-----|------|
| | Att. | Eff. | Shots | TF | FB | LD | Tot. |
| 7 on 6 (GK out) | 38 | 37% | 14/30 | 8 | 2/2 | 1/6 | 3/8 |
| 6 on 6 (GK out) | 4 | 0% | 0/2 | 2 | 0/0 | 0/0 | 0/0 |
| 6 on 6 | 22 | 50% | 11/16 | 6 | | | |

Numbers show attacking numbers of opponent. Lower efficiency of opponent means better defense of this team

Jersey number Tot. Total shooting 6m 6m (line) shooting 9m 9m shooting Wng Wing shooting FB Fastbreak sh. 7m 7m penalty sh.
Brk. Breakthrough sh. LD Long distance sh. As. Assists PC Pass clear chance E7 Earned 7m pen. TF Technical faults St. Steals
2m 2m punishments C7. Committed 7m E2 Earned 2m pun. YC. Yellow cards R/B Red/Blue cards Blk. Blocks S Starting Line-up

Handball statistics and livescore by Toma-soft ltd (www.toma-soft.hr)



18th IHF Men's Club World Championship 2025



Consolation Round (7-9), 3. round

Match Team Statistics

Match No. 15

Handebol Taubate 35 - 25 California Eagles

(18 - 13) (17 - 12)

2.10.2025. 12:30

Attendance: 100

New Capital Sports Hall

Referees: Vladimir Jovandic (SRB) / Marko Sekulic (SRB)

Shot distribution by player

3 W. Santos

| | | |
|-----|--|--|
| 2/2 | | |
| | | |
| 3/3 | | |

5 I. Miranda

| | | |
|--|--|--|
| | | |
| | | |
| | | |

1 miss.

8 L. Souza

| | | |
|-----|--|-----|
| 1/1 | | 1/1 |
| | | 0/1 |
| | | 0/1 |

1 block 3/3 lob

11 C. Andrade

| | | |
|--|--|--|
| | | |
| | | |
| | | |

13 V. Rodriguez de Menezes

| | | |
|--|--|-----|
| | | 2/2 |
| | | |
| | | |

1 miss.

14 G. Peixoto

| | | |
|-----|-----|--|
| | | |
| 0/1 | | |
| | 2/3 | |

1 post

15 V. Perin

| | | |
|-----|--|--|
| 0/1 | | |
| | | |
| 1/1 | | |

1 post

17 K. Barros

| | | |
|--|--|-----|
| | | |
| | | |
| | | 1/1 |

1 post

18 G. Laranjeiro Torriani

| | | |
|-----|-----|-----|
| | | 2/2 |
| | 1/1 | 0/1 |
| 2/2 | 2/2 | 1/1 |

2 miss.

20 P. Saitx

| | | |
|--|--|--|
| | | |
| | | |
| | | |

23 G. dos Santos da Rosa

| | | |
|-----|-----|-----|
| | | 2/2 |
| 0/1 | | |
| 1/1 | 2/2 | |

1 miss.

33 G. Andade Da Silva

| | | |
|-----|--|-----|
| | | 0/1 |
| 1/1 | | |
| 4/5 | | |

1 post

99 G. Arza

| | | |
|--|--|-----|
| | | 1/1 |
| | | |
| | | |

1 block

TOTAL

| | | |
|-------|-----|-----|
| 3/4 | | 8/9 |
| 1/3 | 1/1 | 0/2 |
| 11/12 | 6/7 | 2/3 |

4 post 5 miss. 2 block 3/3 lob

Saves distribution goalkeepers

1 L. Pereira dos Santos

| | | |
|------|-----|-----|
| 1/3 | 1/1 | 0/1 |
| 2/4 | | 5/8 |
| 4/11 | | 1/4 |

16 M. Albuquerque

| | | |
|-----|--|-----|
| | | |
| 0/2 | | 1/1 |
| 1/5 | | 1/1 |

80 H. Oliveira

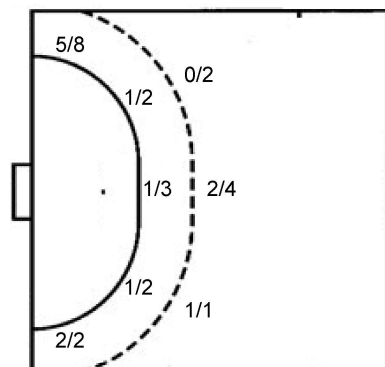
| | | |
|--|--|--|
| | | |
| | | |
| | | |

TOTAL

| | | |
|------|-----|-----|
| 1/3 | 1/1 | 0/1 |
| 2/6 | | 6/9 |
| 5/16 | | 2/5 |

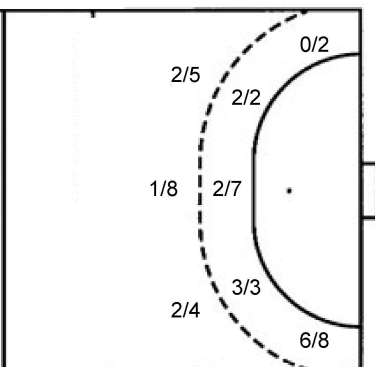
Shots by position

ATTACK



7m penalties 5/6
Fastbreak 7/7
Breakthrough 9/12
Long dist. 1/8

DEFENSE



7m penalties 1/3
Fastbreak 3/3
Breakthrough 3/7
Long dist. 0/0

Shooting statistics

| Position | Goals | Sav. | Miss. | Post | Blk. | Total | % |
|--------------|-----------|----------|----------|----------|----------|-----------|-----------|
| Back (9m) | 3 | 1 | 2 | 0 | 1 | 7 | 43 |
| Line (6m) | 3 | 1 | 1 | 2 | 0 | 7 | 43 |
| Wing | 7 | 2 | 0 | 1 | 0 | 10 | 70 |
| 7m penalties | 5 | 1 | 0 | 0 | 0 | 6 | 83 |
| Fastbreak | 7 | 0 | 0 | 0 | 0 | 7 | 100 |
| Breakthrough | 9 | 3 | 0 | 0 | 0 | 12 | 75 |
| Total | 34 | 8 | 3 | 3 | 1 | 49 | 69 |

Jersey number Tot. Total shooting 6m 6m (line) shooting 9m 9m shooting Wng Wing shooting FB Fastbreak sh. 7m 7m penalty sh.
Brk. Breakthrough sh. LD Long distance sh. As. Assists PC Pass clear chance E7 Earned 7m pen. TF Technical faults St. Steals
2m 2m punishments C7. Committed 7m E2 Earned 2m pun. YC. Yellow cards R/B Red/Blue cards Blk. Blocks S Starting Line-up

Handball statistics and livescore by Toma-soft ltd (www.toma-soft.hr)



18th IHF Men's Club World Championship 2025



Consolation Round (7-9), 3. round

Match Team Statistics

Match No. 15

Handebol Taubate 35 - 25 California Eagles

(18 - 13) (17 - 12)

2.10.2025. 12:30

Attendance: 100

New Capital Sports Hall

Referees: Vladimir Jovandic (SRB) / Marko Sekulic (SRB)

Shot distribution by player

3 S. Corning

| | | |
|-----|--|-----|
| | | |
| 1/1 | | |
| 4/5 | | 1/1 |

1/1 lob

7 A. Hamm

| | | |
|-----|--|--|
| | | |
| | | |
| 0/1 | | |

8 I. Mirallave

| | | |
|-----|--|--|
| | | |
| | | |
| 0/1 | | |

9 I. Vejar

| | | |
|-----|--|-----|
| | | 1/1 |
| | | |
| 1/1 | | 1/2 |

1 post 1 miss.

10 E. Udo-Udoma

| | | |
|--|--|--|
| | | |
| | | |
| | | |

11 Z. Akuro

| | | |
|-----|--|-----|
| 1/1 | | |
| 2/2 | | 1/1 |
| | | |

2 miss. 3 block

13 A. Hane

| | | |
|-----|-----|--|
| | 0/1 | |
| 1/2 | | |
| 1/1 | | |

15 G. Carou

| | | |
|--|--|-----|
| | | |
| | | 1/2 |
| | | |

19 D. Keim

| | | |
|-----|--|-----|
| | | |
| | | 1/4 |
| 1/1 | | 1/2 |

1 post

22 L. Agner

| | | |
|-----|--|--|
| 1/1 | | |
| | | |
| 0/1 | | |

33 H. Dhouioui

| | | |
|-----|--|-----|
| | | |
| | | 0/1 |
| 3/3 | | |

1 miss.

36 M. Johannessen

| | | |
|-----|--|-----|
| | | |
| 0/1 | | 0/1 |
| | | |

77 S. Pollich

| | | |
|-----|--|--|
| 0/1 | | |
| | | |
| 1/2 | | |

1 miss.

TOTAL

| | | |
|-------|-----|-----|
| 2/3 | 0/1 | 1/1 |
| 4/6 | | 3/9 |
| 11/16 | | 3/5 |

2 post 5 miss. 3 block 1/1 lob

Saves distribution goalkeepers

1 F. Wermbter

| | | |
|-----|--|-----|
| 1/3 | | 1/3 |
| 1/1 | | 2/2 |
| 1/7 | | 0/1 |

20 M. Gmelich

| | | |
|-----|--|-----|
| 0/1 | | 0/4 |
| 0/1 | | |
| 0/4 | | 1/2 |

34 A. Garcia Uceda

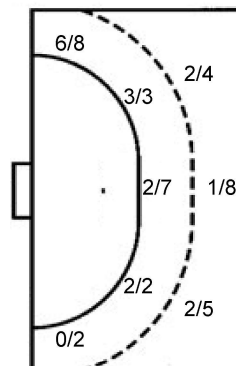
| | | |
|-----|-----|-----|
| | | 0/2 |
| 1/1 | | |
| 0/1 | 1/1 | |

TOTAL

| | | |
|------|-----|-----|
| 1/4 | | 1/9 |
| 2/3 | | 2/2 |
| 1/12 | 1/1 | 1/3 |

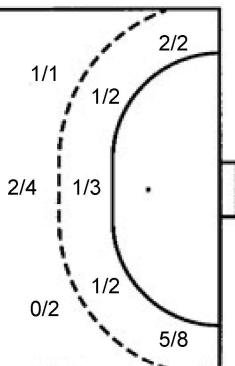
Shots by position

ATTACK



| | |
|--------------|-----|
| 7m penalties | 1/3 |
| Fastbreak | 3/3 |
| Breakthrough | 3/7 |
| Long dist. | 0/0 |

DEFENSE



| | |
|--------------|------|
| 7m penalties | 5/6 |
| Fastbreak | 7/7 |
| Breakthrough | 9/12 |
| Long dist. | 1/8 |

Shooting statistics

| Position | Goals | Sav. | Miss. | Post | Blk. | Total | % |
|--------------|-----------|-----------|----------|----------|----------|-----------|-----------|
| Back (9m) | 5 | 6 | 2 | 1 | 3 | 17 | 29 |
| Line (6m) | 7 | 3 | 1 | 1 | 0 | 12 | 58 |
| Wing | 6 | 4 | 0 | 0 | 0 | 10 | 60 |
| 7m penalties | 1 | 1 | 1 | 0 | 0 | 3 | 33 |
| Fastbreak | 3 | 0 | 0 | 0 | 0 | 3 | 100 |
| Breakthrough | 3 | 3 | 1 | 0 | 0 | 7 | 43 |
| Total | 25 | 17 | 5 | 2 | 3 | 52 | 48 |

Jersey number Tot. Total shooting 6m 6m (line) shooting 9m 9m shooting Wng Wing shooting FB Fastbreak sh. 7m 7m penalty sh.
 Brk. Breakthrough sh. LD Long distance sh. As. Assists PC Pass clear chance E7 Earned 7m pen. TF Technical faults St. Steals
 2m 2m punishments C7. Committed 7m E2 Earned 2m pun. YC. Yellow cards R/B Red/Blue cards Blk. Blocks S Starting Line-up

Handball statistics and livescore by Toma-soft ltd (www.toma-soft.hr)



18th IHF Men's Club World Championship 2025



Consolation Round (7-9), 3. round

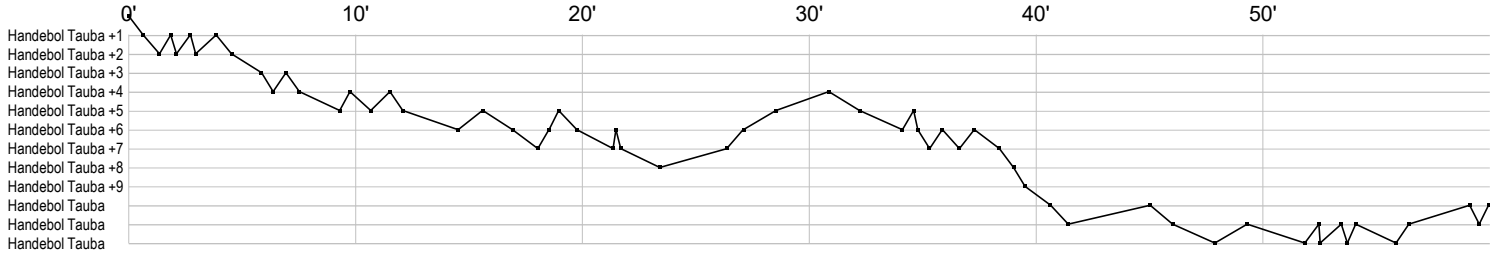
Match Team Statistics
Match No. 15

Handebol Taubate 35 - 25 California Eagles

(18 - 13) (17 - 12)

2.10.2025. 12:30
Attendance: 100
New Capital Sports Hall

Referees: Vladimir Jovandic (SRB) / Marko Sekulic (SRB)



Handebol Taubate

| | |
|------------------|--|
| 1 Pereira dos | r r sr asr r r fsf sr s rr r ss s r r r r s r r r a s s sr s s |
| 3 Santos W | g g g |
| 5 Miranda I | f |
| 8 Souza L | g a t f g g t ff g g |
| 11 Andrade C | x |
| 13 Rodriguez de | f c p g t g t g |
| 14 Peixoto G | f x g x g f f |
| 15 Perin V | g f f c |
| 16 Albuquerque | r s r sr r r r |
| 17 Barros K | g t ft e |
| 18 Laranjeiro | g g g b t f ag g g f f g g |
| 20 Saix P | b t |
| 23 dos Santos da | a g e a e g f a g a a g f p g p |
| 33 Andade Da | g g ba g a p g a g f p f a f e |
| 80 Oliveira H | |
| 99 Arza G | a ei e cf g t p |

California Eagles

| | |
|-----------------|--|
| 1 Wermbter F | r r r yrr r s s s s sr s r r r r r r r |
| 3 Corning S | b g g a g g t f g g bg |
| 7 Hamm A | t t f e |
| 8 Mirallave I | p p f |
| 9 Vejar I | t g f g f g f |
| 10 Udo-Udoma E | a |
| 11 Akuro Z | c2 a g g x fg f p f a f t g t bf c |
| 13 Hane A | g g g f f |
| 15 Carou G | a c c fg e e c2 |
| 19 Keim D | t g g t tf g t f f a p f p |
| 20 Gmelich M | r r r r r rr a r sr r r r r x |
| 22 Agner L | t |
| 33 Dhouioui H | p a f g a g g f t |
| 34 Garcia Uceda | sr s r r |
| 36 Johannessen | p ta f t p f a t a |
| 77 Pollich S | f f t c f p a |

| | | | | | |
|--------------------------|----------------------|--------------------------|--------------------------------|---------------------------|------------------------|
| In game | g Goal scored | f Missed shot | a Assist | t Technical faults | b Steal |
| 2 2min suspension | e Earned 7m | c Committed 7m | y Yellow card | r Red Card | k Blue card |
| i Earned 2min. | x Block | 4 4min suspension | p Pass for clear chance | s Saved shot | r Received goal |