18th IHF Men's Club World Championship 2025

Final Round, Semifinals

Match Team Statistics
Match No. 12

Veszprem HC 23 - 20 SC Magdeburg

(9 - 11) (14 - 9)

30.9.2025. 17:15
Attendance: 600
New Capital Sports Hall

Referees: Vaclav Horacek (CZE) / Jiri Novotny (CZE)

Veszprem HC

Players			Goals / shots									Attack					Def.			Penalties				TP
#	Surname and name	S	Tot.	%	9m	6m	Wing	7m	FB	Brk.	LD	As.	PC	E7	E2	TF	St.	C7	Blk	YC	2m	R	B	
1	APPELGREN Mikael																							4:19
2	GONÇALVES DOS SANTOS Thiagus Petrus	S																4						36:21
5	MARTINOVIĆ Ivan	S	2/5	40	1/3	1/1				0/1		1	2				1				1			32:17
9	DESCAT Hugo Georges Christian		2/2	100			1/1	1/1																29:28
12	CORRALES RODAL Rodrigo	S																						51:26
21	ELISSON Bjarki Mar	S	1/1	100			1/1																	19:59
23	LIGETVÁRI Patrik																							
24	MARGUC Gasper	S	0/2	0			0/2					1						1						46:16
25	CINDRIC Luka		2/3	67	1/2					1/1		6	1								1			34:29
29	REMILI Nedim		2/6	33	0/4	1/1				1/1		1	1	1		2		1						31:14
39	ELDERAA Yehia Mohammed Yehia		4/5	80	3/4	1/1						1	1											33:09
46	PECHMALBEC Dragan Jacques	S	0/1	0		0/1										1		1			1			43:56
66	GANCS-PETO Mate																							
80	MESILHY Ahmed Adel		5/7	71	0/1	5/6										1					1			19:30
88	MOLNÁR Robin																							
90	MOHAMED Ali Zeinelabedin Ali Ismail	S	5/8	63	2/4	1/1				2/3					2	2								37:36
	Team / bench																			1				
	TOTAL		23/40	58	7/18	9/11	2/4	1/1	0/0	4/6	0/0	10	5	1	2	6	1	7	0	1	4	0	0	

Goalkeepers		Saves / shots								
#.	Surname and name	Tot.	%	9m	6m	Wing	7m	FB	Brk.	LD
1	APPELGREN Mikael	1/3	33				1/3			
12	CORRALES RODAL Rodrigo	13/31	42	2/6	3/6	3/5	0/3	0/1	5/10	
	TOTAL	14/34	41	2/6	3/6	3/5	1/6	0/1	5/10	0/0

Coach: **Xavier Pascual Fuertes**

Number of attacks: 43, Efficiency: 53%, Average Duration: 39.93 seconds

Attack by type of defense

	Shots	9m	6m	Wing	TF	E7	E2
On def. 6-0	22/38	7/17	9/11	2/4	6	1	2
Fastbreak	0/0				0	0	0

Defense by type

	Total	9m	6m	Wing	Stl.	C7	2m
Def. 6-0	14/32	4/9	3/7	2/6	1	7	0
Fastbreak	1/1				0	0	4

Attack with superiority / minority / goalkeeper out

	Attack				Reaction		
	Att.	Eff.	Shots	TF	FB	LD	Tot.
7 on 6 (GK out)	4	50%	2/4	0	0/0	0/0	0/0
6 on 6 (GK out)	4	50%	2/4	0	0/0	0/0	0/0
6 on 6	31	48%	15/25	6			
6 on 5	4	100%	4/4	0			

Player superiority / GK out counted at the end of attack (in case it changes during attack)

Defense with superiority / minority / goalkeeper out

	Attack				Reaction		
	Att.	Eff.	Shots	TF	FB	LD	Tot.
7 on 6 (GK out)	3	33%	1/3	0	0/0	0/0	0/0
6 on 6 (GK out)	3	33%	1/2	1	0/0	0/0	0/0
6 on 6	28	50%	14/22	6			
5 on 6	1	0%	0/1	0			
7 on 5 (GK out)	1	100%	1/1	0	0/0	0/0	0/0
6 on 5	7	43%	3/6	1			

Numbers show attacking numbers of oponnent. Lower efficiency of oponnent means better defense of this team

#	Jersey number	**Tot.**	Total shooting	**6m**	6m (line) shooting	**9m**	9m shooting	**Wng**	Wing shooting	**FB**	Fastbreak sh.	**7m**	7m penalty sh.
Brk.	Breakthrough sh.	**LD**	Long distance sh.	**As.**	Assists	**PC**	Pass clear chance	**E7**	Eearned 7m pen.	**TF**	Technical faults	**St.**	Steals
2m	2m punishments	**C7.**	Commited 7m	**E2**	Eearned 2m pun.	**YC.**	Yellow cards	**R/B**	Red/Blue cards	**Blk.**	Blocks	**S**	Starting Line-up

18th IHF Men's Club World Championship 2025

Final Round, Semifinals

Match Team Statistics
Match No. 12

Veszprem HC 23 - 20 SC Magdeburg

(9 - 11) (14 - 9)

30.9.2025. 17:15
Attendance: 600
New Capital Sports Hall

Referees: Vaclav Horacek (CZE) / Jiri Novotny (CZE)

Shot distribution by player

2 T. Gonçalves dos Santos

5 I. Martinović

2/3	0/1	

1 post

9 H. Descat

		1/1
1/1		

21 B. Elisson

1/1		

23 P. Ligetvári

24 G. Marguc

	0/1	
		0/1

25 L. Cindric

		1/1
1/1		0/1

29 N. Remili

1/2		
	1/1	

1 post 1 miss. 1 block

39 Y. Elderaa

1/1		
1/1		2/2

1 block

46 D. Pechmalbec

1 post

66 M. Gancs-Peto

80 A. Mesilhy

		1/1
1/1	1/2	2/2

1 post

88 R. Molnár

90 A. Mohamed

		1/2
	0/1	0/1
		4/4

TOTAL

2/3	0/1	3/4
	0/1	1/3
7/8	2/4	8/9

4 post 1 miss. 2 block

Saves distribution goalkeepers

1 M. Appelgren

1/2		
		0/1

12 R. Corrales Rodal

1/3	3/4	1/4
1/4	2/2	
2/5	2/4	1/5

TOTAL

2/5	3/4	1/4
1/4	2/2	
2/5	2/4	1/6

Shots by position

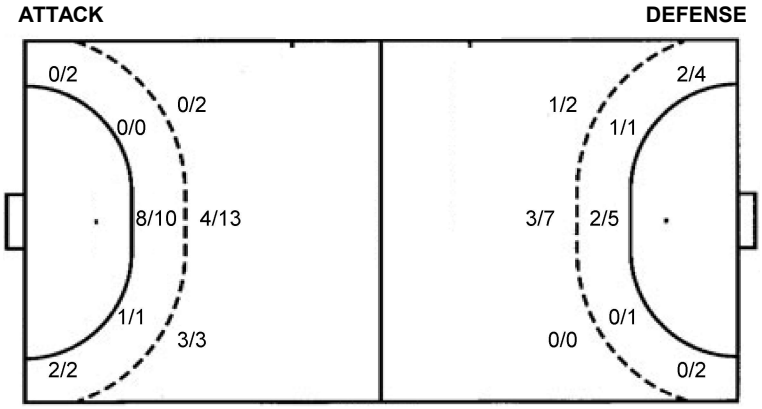

7m penalties	1/1	7m penalties	5/7
Fastbreak	0/0	Fastbreak	1/1
Breakthrough	4/6	Breakthrough	5/10
Long dist.	0/0	Long dist.	0/0

Shooting statistics

Position	Goals	Sav.	Miss.	Post	Blk.	Total	%
Back (9m)	7	5	1	3	2	18	39
Line (6m)	9	1	0	1	0	11	82
Wing	2	2	0	0	0	4	50
7m penalties	1	0	0	0	0	1	100
Fastbreak	0	0	0	0	0	0	0
Breakthrough	4	2	0	0	0	6	67
Total	**23**	**10**	**1**	**4**	**2**	**40**	**58**

#	Jersey number	**Tot.**	Total shooting	**6m**	6m (line) shooting	**9m**	9m shooting	**Wng**	Wing shooting	**FB**	Fastbreak sh.	**7m**	7m penalty sh.
Brk.	Breakthrough sh.	**LD**	Long distance sh.	**As.**	Assists	**PC**	Pass clear chance	**E7**	Earned 7m pen.	**TF**	Technical faults	**St.**	Steals
2m	2m punishments	**C7.**	Commited 7m	**E2**	Earned 2m pun.	**YC.**	Yellow cards	**R/B**	Red/Blue cards	**Blk.**	Blocks	**S**	Starting Line-up

18th IHF Men's Club World Championship 2025

Final Round, Semifinals

Match Team Statistics
Match No. 12

Veszprem HC 23 - 20 SC Magdeburg

(9 - 11) (14 - 9)

30.9.2025. 17:15
Attendance: 600
New Capital Sports Hall

Referees: Vaclav Horacek (CZE) / Jiri Novotny (CZE)

SC Magdeburg

Players			Goals / shots									Attack					Def.			Penalties				TP
#	Surname and name	S	Tot.	%	9m	6m	Wing	7m	FB	Brk.	LD	As.	PC	E7	E2	TF	St.	C7	Blk	YC	2m	R	B	
1	HERNANDEZ FERRER Sergey	S																						58:15
7	CLAAR Felix	S	4/8	50	2/4					2/4		1	3	1										58:25
9	ZECHEL Tim																							0:59
10	KRISTJANSSON Gisli	S	4/7	57	0/1	2/2				2/4		2	5	1	2	3								27:57
11	PETTERSSON Daniel																							
12	MANDIĆ Matej																							
14	MAGNUSSON Omar	S	1/4	25				0/2		1/2		2	1	1		1								36:07
17	HORNKE Tim	S	5/7	71			0/2	5/5								1								48:20
19	JONSSON Elvar		1/1	100	1/1									1		1		1			1			32:06
20	WEBER Philipp																							
21	LAGERGREN Albin		1/3	33	1/3																			33:09
22	MERTENS Lukas	S	2/4	50			2/4								1									58:45
23	SAUGSTRUP JENSEN Magnus	S	2/5	40		1/4			1/1					2	1				2		1			48:57
24	O'SULLIVAN Christian																							
25	BARTHOLD Sebastian Hein																							
54	BERGENDAHL Oscar		0/1	0		0/1								1										15:21
	Team / bench															2				1				
	TOTAL		20/40	50	4/9	3/7	2/6	5/7	1/1	5/10	0/0	5	9	7	4	8	0	1	2	1	2	0	0	

Goalkeepers		Saves / shots								
#.	Surname and name	Tot.	%	9m	6m	Wing	7m	FB	Brk.	LD
1	HERNANDEZ FERRER Sergey	10/33	30	5/12	1/10	2/4	0/1		2/6	
12	MANDIĆ Matej									
	TOTAL	10/33	30	5/12	1/10	2/4	0/1	0/0	2/6	0/0

Coach: **Bennet Wiegert**

Number of attacks: 43, Efficiency: 47%, Average Duration: 43.79 seconds

Attack by type of defense

	Shots	9m	6m	Wing	TF	E7	E2
On def. 6-0	14/32	4/9	3/7	2/6	8	7	4
Fastbreak	1/1				0	0	0

Defense by type

	Total	9m	6m	Wing	Stl.	C7	2m
Def. 6-0	22/38	7/17	9/11	2/4	0	1	0
Fastbreak	0/0				0	0	2

Attack with superiority / minority / goalkeeper out

	Attack				Reaction		
	Att.	Eff.	Shots	TF	FB	LD	Tot.
7 on 6 (GK out)	3	33%	1/3	0	0/0	0/0	0/0
6 on 6 (GK out)	3	33%	1/2	1	0/0	0/0	0/0
6 on 6	28	50%	14/22	6			
5 on 6	1	0%	0/1	0			
7 on 5 (GK out)	1	100%	1/1	0	0/0	0/0	0/0
6 on 5	7	43%	3/6	1			

Player superiority / GK out counted at the end of attack (in case it changes during attack)

Defense with superiority / minority / goalkeeper out

	Attack				Reaction		
	Att.	Eff.	Shots	TF	FB	LD	Tot.
7 on 6 (GK out)	4	50%	2/4	0	0/0	0/0	0/0
6 on 6 (GK out)	4	50%	2/4	0	0/0	0/0	0/0
6 on 6	31	48%	15/25	6			
6 on 5	4	100%	4/4	0			

Numbers show attacking numbers of oponnent. Lower efficiency of oponnent means better defense of this team

#	Jersey number	**Tot.**	Total shooting	**6m**	6m (line) shooting	**9m**	9m shooting	**Wng**	Wing shooting	**FB**	Fastbreak sh.	**7m**	7m penalty sh.
Brk.	Breakthrough sh.	**LD**	Long distance sh.	**As.**	Assists	**PC**	Pass clear chance	**E7**	Eearned 7m pen.	**TF**	Technical faults	**St.**	Steals
2m	2m punishments	**C7.**	Commited 7m	**E2**	Eearned 2m pun.	**YC.**	Yellow cards	**R/B**	Red/Blue cards	**Blk.**	Blocks	**S**	Starting Line-up

18th IHF Men's Club World Championship 2025

Final Round, Semifinals

Match Team Statistics
Match No. 12

Veszprem HC 23 - 20 SC Magdeburg

(9 - 11) (14 - 9)

30.9.2025. 17:15
Attendance: 600
New Capital Sports Hall

Referees: Vaclav Horacek (CZE) / Jiri Novotny (CZE)

Shot distribution by player

7 F. Claar

1/1	0/1	1/2
	1/2	1/1

1 miss.

9 T. Zechel

10 G. Kristjansson

		1/1
1/2	0/1	
	1/1	1/2

11 D. Pettersson

14 O. Magnusson

0/1		
1/2		

1 miss.

17 T. Hornke

1/1	1/1	
1/1		
0/1		2/2

1 post

19 E. Jonsson

		1/1

20 P. Weber

21 A. Lagergren

		1/1

1 post 1 miss.

22 L. Mertens

1/1	0/1	
1/1		
	0/1	

23 M. Saugstrup Jensen

0/1	0/1	
	0/1	
2/2		

24 C. O'Sullivan

25 S. Barthold

54 O. Bergendahl

1 post

TOTAL

3/5	1/4	3/4
3/4	0/2	
3/5	2/4	5/6

3 post 3 miss.

Saves distribution goalkeepers

1 S. Hernandez Ferrer

1/3	1/1	1/4
	1/1	2/3
1/8	2/4	1/9

12 M. Mandić

TOTAL

1/3	1/1	1/4
	1/1	2/3
1/8	2/4	1/9

Shots by position

ATTACK **DEFENSE**

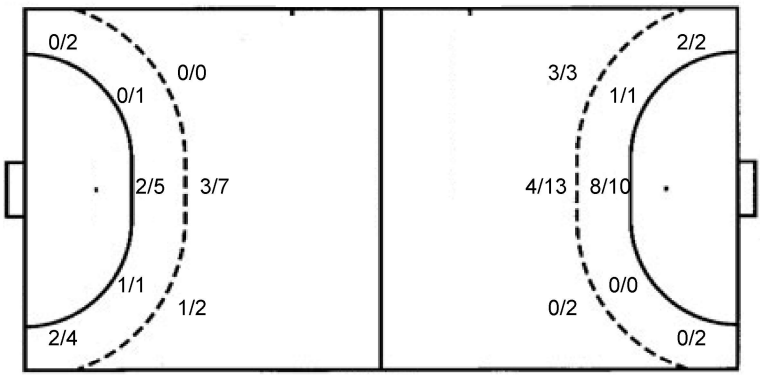

7m penalties	5/7	7m penalties	1/1
Fastbreak	1/1	Fastbreak	0/0
Breakthrough	5/10	Breakthrough	4/6
Long dist.	0/0	Long dist.	0/0

Shooting statistics

Position	Goals	Sav.	Miss.	Post	Blk.	Total	%
Back (9m)	4	2	2	1	0	9	44
Line (6m)	3	3	0	1	0	7	43
Wing	2	3	0	1	0	6	33
7m penalties	5	1	1	0	0	7	71
Fastbreak	1	0	0	0	0	1	100
Breakthrough	5	5	0	0	0	10	50
Total	**20**	**14**	**3**	**3**	**0**	**40**	**50**

#	Jersey number	**Tot.**	Total shooting	**6m**	6m (line) shooting	**9m**	9m shooting	**Wng**	Wing shooting	**FB**	Fastbreak sh.	**7m**	7m penalty sh.
Brk.	Breakthrough sh.	**LD**	Long distance sh.	**As.**	Assists	**PC**	Pass clear chance	**E7**	Eearned 7m pen.	**TF**	Technical faults	**St.**	Steals
2m	2m punishments	**C7.**	Commited 7m	**E2**	Eearned 2m pun.	**YC.**	Yellow cards	**R/B**	Red/Blue cards	**Blk.**	Blocks	**S**	Starting Line-up

18th IHF Men's Club World Championship 2025

Final Round, Semifinals

Match Team Statistics

Match No. 12

Veszprem HC 23 - 20 SC Magdeburg

(9 - 11) (14 - 9)

30.9.2025. 17:15
Attendance: 600
New Capital Sports Hall

Referees: Vaclav Horacek (CZE) / Jiri Novotny (CZE)

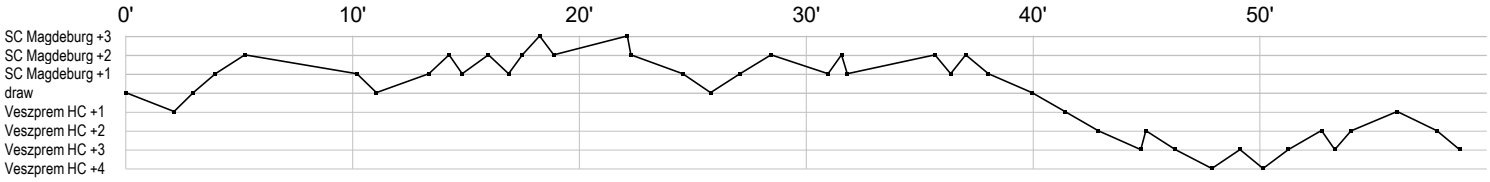

Veszprem HC



SC Magdeburg



	In game	**g**	Goal scored	**f**	Missed shot	**a**	Assist	**t**	Technical faults	**b**	Steal
2	2min suspension	**e**	Eearned 7m	**c**	Commited 7m	**y**	Yellow card	**r**	Red Card	**k**	Blue card
i	Eearned 2min.	**x**	Block	**4**	4min suspension	**p**	Pass for clear chance	**s**	Saved shot	**r**	Received goal