



18th IHF Men's Club World Championship 2025



Preliminary Round - Group C, 2. round

Match Team Statistics
Match No. 5

Handebol Taubate 22 - 41 FC Barcelona

(11 - 20) (11 - 21)

27.9.2025. 17:45
Attendance: 120
New Capital Sports Hall

Referees: Vaclav Horacek (CZE) / Jiri Novotny (CZE)

Handebol Taubate

Players		Goals / shots									Attack				Def.			Penalties				TP			
#	Surname and name	S	Tot.	%	9m	6m	Wing	7m	FB	Brk.	LD	As.	PC	E7	E2	TF	St.	C7	Blk	YC	2m	R	B		
1	PEREIRA DOS SANTOS Lucas																1								23:44
3	SANTOS Washigton Luis Silva	S	2/2	100			2/2																		22:30
5	MIRANDA Italo de Souza																	1							14:39
8	SOUZA Lucas Mendes Santos De	S	2/10	20	1/5	0/1				1/4			1	1	1	1									32:41
11	ANDRADE Cleber																								
13	RODRIGUEZ DE MENEZES Victor		0/3	0	0/3							1		1		5								1	37:34
14	PEIXOTO Guilherme Guimaraes Santana	S	0/1	0		0/1									1			2						1	31:38
15	PERIN Vinicius		1/1	100					1/1																35:55
16	ALBUQUERQUE Matheus de Souza	S																							21:41
17	BARROS Kelvin De Oliveira		2/3	67	2/2					0/1		1	2		2	1									31:37
18	LARANJEIRO TORRIANI Guilherme Miguel	S	3/4	75			1/2	1/1	1/1							1	2							2	49:25
20	SAITX Pedro Sosa		1/1	100		1/1												1							26:15
23	DOS SANTOS DA ROSA Gabriel	S	4/9	44	1/3					3/6		2				3	1								29:46
33	ANDA DA SILVA Gustavo	S	4/10	40	1/4			0/1		3/5			1			2									35:36
80	OLIVEIRA Henrique de Paula																								10:05
99	ARZA Gerardo Gorriti		3/5	60	1/1	0/1				2/3						1		1							16:54
	Team / bench																								
	TOTAL		22/49	45	6/18	1/4	3/4	1/2	2/2	9/19	0/0	4	4	2	2	16	4	5	0	1	5	0	0		

Goalkeepers		Saves / shots								
#	Surname and name	Tot.	%	9m	6m	Wing	7m	FB	Brk.	LD
1	PEREIRA DOS SANTOS Lucas	7/25	28	4/8	0/2	2/10	0/2	0/1	1/2	
16	ALBUQUERQUE Matheus de Souza	1/15	7	0/5	0/2	0/1	0/3	0/1	1/3	
80	OLIVEIRA Henrique de Paula	0/8	0	0/2		0/3		0/1	0/2	
	TOTAL	8/48	17	4/15	0/4	2/14	0/5	0/3	2/7	0/0

Coach: Andre Vinicius Mendes Silva

Number of attacks: 60, Efficiency: 37%, Average Duration: 39.33 seconds

Attack by type of defense

	Shots	9m	6m	Wing	TF	E7	E2
On def. 6-0	0/2	0/0	0/0	0/0	0	0	0
On def. 5-1	19/43	6/18	1/4	3/4	16	2	2
Fastbreak	2/2				0	0	0

Defense by type

	Total	9m	6m	Wing	Stl.	C7	2m
Def. 6-0	32/45	11/16	4/5	12/16	4	5	0
Fastbreak	3/3				0	0	5

Attack with superiority / minority / goalkeeper out

	Attack				Reaction		
	Att.	Eff.	Shots	TF	FB	LD	Tot.
7 on 6 (GK out)	5	40%	2/4	1	0/0	1/1	1/1
7 on 5 (GK out)	1	0%	0/0	1	0/0	0/0	0/0
6 on 6 (GK out)	4	50%	2/3	1	0/0	0/0	0/0
5 on 6 (GK out)	1	0%	0/0	1	0/0	0/0	0/0
6 on 6	48	38%	18/36	12			
5 on 5	1	0%	0/1	0			

Player superiority / GK out counted at the end of attack (in case it changes during attack)

Defense with superiority / minority / goalkeeper out

	Attack				Reaction		
	Att.	Eff.	Shots	TF	FB	LD	Tot.
6 on 6 (GK out)	1	0%	0/1	0	0/0	0/0	0/0
6 on 6	50	66%	33/39	11			
6 on 5 (GK out)	1	100%	1/1	0	0/0	0/0	0/0
6 on 5	6	83%	5/6	0			
6 on 4	1	100%	1/1	0			
5 on 4	1	100%	1/1	0			

Numbers show attacking numbers of opponent. Lower efficiency of opponent means better defense of this team

Jersey number Tot. Total shooting 6m 6m (line) shooting 9m 9m shooting Wng Wing shooting FB Fastbreak sh. 7m 7m penalty sh.
Brk. Breakthrough sh. LD Long distance sh. As. Assists PC Pass clear chance E7 Earned 7m pen. TF Technical faults St. Steals
2m 2m punishments C7. Committed 7m E2 Earned 2m pun. YC. Yellow cards R/B Red/Blue cards Blk. Blocks S Starting Line-up



18th IHF Men's Club World Championship 2025



Preliminary Round - Group C, 2. round

Match Team Statistics

Match No. 5

Handebol Taubate 22 - 41 FC Barcelona

(11 - 20) (11 - 21)

27.9.2025. 17:45

Attendance: 120

New Capital Sports Hall

Referees: Vaclav Horacek (CZE) / Jiri Novotny (CZE)

Shot distribution by player

3 W. Santos

1/1		1/1

5 I. Miranda

8 L. Souza

		0/2
0/1		1/1
1/2		0/1

2 miss. 1 block

11 C. Andrade

13 V. Rodriguez de Menezes

	0/1	
		0/1

1 block

14 G. Peixoto

1 miss.

15 V. Perin

		1/1

17 K. Barros

	1/1	
1/1		
	0/1	

18 G. Laranjeiro Torriani

	0/1	
		1/1
1/1	1/1	

20 P. Saitx

1/1		

23 G. dos Santos da Rosa

	0/1	
		1/1
1/2	0/1	2/3

1 miss.

33 G. Andade Da Silva

	0/1	0/2
1/3		
2/2		1/1

1 block

99 G. Arza

2/2		
		1/2

1 post

TOTAL

3/3	1/4	2/6
2/5	0/1	3/3
6/8	1/3	4/8

1 post 4 miss. 3 block

Saves distribution goalkeepers

1 L. Pereira dos Santos

0/5		2/8
1/2		1/1
2/3	0/1	1/5

16 M. Albuquerque

0/1		0/2
1/2		
0/4	0/1	0/5

80 H. Oliveira

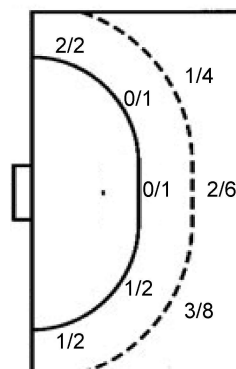
0/3		0/2
0/1		
0/1		0/1

TOTAL

0/9		2/12
2/5		1/1
2/8	0/2	1/11

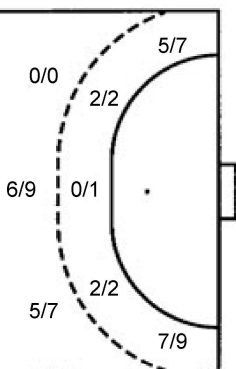
Shots by position

ATTACK



7m penalties	1/2
Fastbreak	2/2
Breakthrough	9/19
Long dist.	0/0

DEFENSE



7m penalties	5/5
Fastbreak	3/3
Breakthrough	5/8
Long dist.	1/1

Shooting statistics

Position	Goals	Sav.	Miss.	Post	Blk.	Total	%
Back (9m)	6	8	1	0	3	18	33
Line (6m)	1	2	1	0	0	4	25
Wing	3	1	0	0	0	4	75
7m penalties	1	1	0	0	0	2	50
Fastbreak	2	0	0	0	0	2	100
Breakthrough	9	7	2	1	0	19	47
Total	22	19	4	1	3	49	45

Jersey number Tot. Total shooting 6m 6m (line) shooting 9m 9m shooting Wng Wing shooting FB Fastbreak sh. 7m 7m penalty sh.
 Brk. Breakthrough sh. LD Long distance sh. As. Assists PC Pass clear chance E7 Earned 7m pen. TF Technical faults St. Steals
 2m 2m punishments C7. Committed 7m E2 Earned 2m pun. YC. Yellow cards R/B Red/Blue cards Blk. Blocks S Starting Line-up

Handball statistics and livescore by Toma-soft ltd (www.toma-soft.hr)



18th IHF Men's Club World Championship 2025



Preliminary Round - Group C, 2. round

Match Team Statistics
Match No. 5

Handebol Taubate 22 - 41 FC Barcelona

(11 - 20) (11 - 21)

27.9.2025. 17:45
Attendance: 120
New Capital Sports Hall

Referees: Vaclav Horacek (CZE) / Jiri Novotny (CZE)

FC Barcelona

Players		Goals / shots									Attack				Def.			Penalties				TP			
#	Surname and name	S	Tot.	%	9m	6m	Wing	7m	FB	Brk.	LD	As.	PC	E7	E2	TF	St.	C7	Blk	YC	2m	R	B		
1	HALLGRIMSSON Viktor Gisli	S										1				1									58:05
3	BAZAN LEGASA Antonio											1				1	2					1			29:16
9	CARLSBOGARD Karl Jonathan	S	1/3	33	1/2					0/1		3		1			1								33:31
10	MEM Dika	S	7/9	78	7/9									1	1	1	1								30:52
11	CIKUSA I JELICIC Djordje		3/5	60	0/1	1/1	1/1			1/2		2						1	2						29:12
12	NIELSEN Emil																								
18	JANC Blaz																								
20	GOMEZ ABELLO Aleix	S	1/3	33		1/1	0/2																1		26:02
23	SOLA BASTERRA Adrian		7/7	100			5/5		2/2			1													30:09
27	GRAU IBANEZ Oscar		1/2	50	0/1	1/1								1		1									24:56
35	MAKUC Domen		4/5	80	2/2					2/3		4	2	2	2	1	1								16:55
45	ELDERAA Seif		1/1	100	1/1							4	2			2	2								29:45
72	FABREGAS Ludovic	S														1									23:42
82	DA SOUSA FRADE Luis Diogo	S	0/1	0		0/1										1									18:26
83	BARRUFET TORREBEJANO Ian	S	13/15	87		1/1	6/8	5/5	1/1							2	1			1					40:05
88	CIKUSA I JELICIC Petar		3/3	100						2/2	1/1	1			1		1								28:36
	Team / bench																								
	TOTAL		41/54	76	11/16	4/5	12/16	5/5	3/3	5/8	1/1	17	4	5	4	11	8	2	3	0	2	0	0		

Goalkeepers		Saves / shots								
#	Surname and name	Tot.	%	9m	6m	Wing	7m	FB	Brk.	LD
1	HALLGRIMSSON Viktor Gisli	19/41	46	8/14	2/3	1/4	1/2	0/2	7/16	
12	NIELSEN Emil									
	TOTAL	19/41	46	8/14	2/3	1/4	1/2	0/2	7/16	0/0

Coach: Antonio Carlos Ortega Perez

Number of attacks: 60, Efficiency: 68%, Average Duration: 20.42 seconds

Attack by type of defense

	Shots	9m	6m	Wing	TF	E7	E2
On def. 6-0	32/45	11/16	4/5	12/16	11	5	4
Fastbreak	3/3				0	0	0

Defense by type

	Total	9m	6m	Wing	Stl.	C7	2m
Def. 6-0	0/2	0/0	0/0	0/0	0	0	0
Def. 5-1	19/43	6/18	1/4	3/4	8	2	0
Fastbreak	2/2				0	0	2

Attack with superiority / minority / goalkeeper out

	Attack				Reaction		
	Att.	Eff.	Shots	TF	FB	LD	Tot.
6 on 6 (GK out)	1	0%	0/1	0	0/0	0/0	0/0
6 on 6	50	66%	33/39	11			
6 on 5 (GK out)	1	100%	1/1	0	0/0	0/0	0/0
6 on 5	6	83%	5/6	0			
6 on 4	1	100%	1/1	0			
5 on 4	1	100%	1/1	0			

Player superiority / GK out counted at the end of attack (in case it changes during attack)

Defense with superiority / minority / goalkeeper out

	Attack				Reaction		
	Att.	Eff.	Shots	TF	FB	LD	Tot.
7 on 6 (GK out)	5	40%	2/4	1	0/0	1/1	1/1
7 on 5 (GK out)	1	0%	0/0	1	0/0	0/0	0/0
6 on 6 (GK out)	4	50%	2/3	1	0/0	0/0	0/0
5 on 6 (GK out)	1	0%	0/0	1	0/0	0/0	0/0
6 on 6	48	38%	18/36	12			
5 on 5	1	0%	0/1	0			

Numbers show attacking numbers of opponent. Lower efficiency of opponent means better defense of this team

Jersey number Tot. Total shooting 6m 6m (line) shooting 9m 9m shooting Wng Wing shooting FB Fastbreak sh. 7m 7m penalty sh.
Brk. Breakthrough sh. LD Long distance sh. As. Assists PC Pass clear chance E7 Earned 7m pen. TF Technical faults St. Steals
2m 2m punishments C7. Committed 7m E2 Earned 2m pun. YC. Yellow cards R/B Red/Blue cards Blk. Blocks S Starting Line-up



18th IHF Men's Club World Championship 2025



Preliminary Round - Group C, 2. round

Match Team Statistics

Match No. 5

Handebol Taubate 22 - 41 FC Barcelona

(11 - 20) (11 - 21)

27.9.2025. 17:45

Attendance: 120

New Capital Sports Hall

Referees: Vaclav Horacek (CZE) / Jiri Novotny (CZE)

Shot distribution by player

3 A. Bazan Legasa

9 K. Carlsbogard

0/1		
0/1		1/1

10 D. Mem

1/1		3/5
2/2		
		1/1

11 D. Cikusa I Jelacic

2/2		
0/1		0/1
1/1		

18 B. Janc

20 A. Gomez Abello

		1/1

2 post

23 A. Sola Basterra

4/4		2/2
		1/1

27 O. Grau Ibáñez

1/1		

1 miss.

35 D. Makuc

1/1	2/2	1/1

1 post

45 S. Elderaa

		1/1

72 L. Fabregas

82 L. Da Sousa Frade

1 miss.

83 I. Barrufet Torrebejano

2/2		4/4
3/4		4/5

88 P. Cikusa I Jelacic

		1/1
1/1	1/1	

TOTAL

9/9		10/12
3/5		0/1
6/8	3/3	10/11

3 post 2 miss.

Saves distribution goalkeepers

1 V. Hallgrimsson

0/3	3/4	4/6
3/5	1/1	0/3
2/8	2/3	4/8

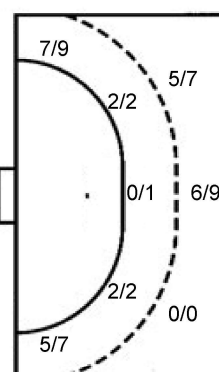
12 E. Nielsen

TOTAL

0/3	3/4	4/6
3/5	1/1	0/3
2/8	2/3	4/8

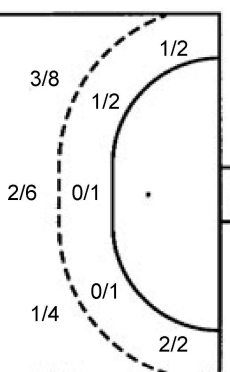
Shots by position

ATTACK



7m penalties	5/5
Fastbreak	3/3
Breakthrough	5/8
Long dist.	1/1

DEFENSE



7m penalties	1/2
Fastbreak	2/2
Breakthrough	9/19
Long dist.	0/0

Shooting statistics

Position	Goals	Sav.	Miss.	Post	Blk.	Total	%
Back (9m)	11	4	1	0	0	16	69
Line (6m)	4	0	1	0	0	5	80
Wing	12	2	0	2	0	16	75
7m penalties	5	0	0	0	0	5	100
Fastbreak	3	0	0	0	0	3	100
Breakthrough	5	2	0	1	0	8	63
Total	40	8	2	3	0	53	75

Jersey number Tot. Total shooting 6m 6m (line) shooting 9m 9m shooting Wng Wing shooting FB Fastbreak sh. 7m 7m penalty sh.
 Brk. Breakthrough sh. LD Long distance sh. As. Assists PC Pass clear chance E7 Earned 7m pen. TF Technical faults St. Steals
 2m 2m punishments C7. Committed 7m E2 Earned 2m pun. YC. Yellow cards R/B Red/Blue cards Blk. Blocks S Starting Line-up

Handball statistics and livescore by Toma-soft ltd (www.toma-soft.hr)

