



IHF Trophy Inter-Continental Phase Youth (U18)



Group A, 2. round

Match Team Statistics

USA 34 - 31 Nicaragua

13.3.2025. 15:00

Match No. 3

(18 - 13) (16 - 18)

Attendance: 100

Palace of Youth and Sports

Referees: Ali Mohammed Alsuqufi (KSA) / Mohammed Jassim Alsaqer (KSA)

USA

#	Surname and name	S	Goals / shots								Attack				Def.			Penalties				TP			
			Tot.	%	9m	6m	Wing	7m	FB	Brk.	LD	As.	PC	E7	E2	TF	St.	C7	Blk	YC	2m		R	B	
1	SIMIANER Wolf	S													2									29:41	
2	EFFERTZ Jacob																							0:01	
3	AWAD Abdelrahman	S	4/4	100			2/2		2/2													1		43:53	
4	ZOLLER Maximilian	S	3/6	50	0/2					3/4				1			2					1	1	31:40	
5	FERREIRA CORREIA Nuno																							18:16	
6	BAGER Vincent	S	1/1	100		1/1								1			1							33:29	
7	NEUMAIER Simon	S	6/14	43	3/9				2/2	1/3				10	1		4	3			1	1		49:31	
8	BENGTSSON Edwin	S	2/4	50			2/4										1						1	28:32	
9	ALCOVER PALOMINO Alvaro		2/3	67		2/2			0/1					2			1		1	1		1		32:01	
10	GOMEZ DE SANTIAGO Jorge	S	7/10	70	0/2		1/1		1/1	5/6				2	3		5		1					51:31	
12	WOLF-BLOOM Aaron		2/4	50					2/4					3			1		1			1		34:19	
13	LONG Nathaniel		5/5	100		1/1	1/1		2/2	1/1									2				1	30:29	
14	MORAWSKI Kailan		2/2	100						2/2					1		2							10:17	
15	MESCALL Elvis																1							26:20	
Team / bench																									
TOTAL			34/53	64	3/13	4/4	6/8	0/0	7/8	14/20	0/0				20	5	0	1	20	3	4	4	0	6	0

#	Surname and name	Saves / shots								
		Tot.	%	9m	6m	Wing	7m	FB	Brk.	LD
1	SIMIANER Wolf	5/20	25	3/5	0/3	0/2	1/4	0/1	1/5	
15	MESCALL Elvis	7/22	32	1/4	1/2	3/5		1/2	1/9	
TOTAL		12/42	29	4/9	1/5	3/7	1/4	1/3	2/14	0/0

Coach: **Martin Bilello**

Number of attacks: 73, Efficiency: 47%, Average Duration: 19.90 seconds

Attack by type of defense

	Shots	9m	6m	Wing	TF	E7	E2
On def. 6-0	26/44	3/13	4/4	6/8	20	0	1
On def. press.	1/1	0/0	0/0	0/0	0	0	0
Fastbreak	7/8				0	0	0

Defense by type

	Total	9m	6m	Wing	Stl.	C7	2m
Def. 6-0	25/42	5/15	4/5	4/7	3	4	6
Fastbreak	2/3				0	0	0

Attack with superiority / minority / goalkeeper out

	Attack				Reaction		
	Att.	Eff.	Shots	TF	FB	LD	Tot.
7 on 6 (GK out)	1	0%	0/1	0	0/0	1/1	1/1
6 on 6 (GK out)	6	67%	4/4	2	0/0	0/1	0/1
6 on 6	60	45%	27/45	15			
6 on 5	2	0%	0/0	2			
5 on 6	4	75%	3/3	1			

Player superiority / GK out counted at the end of attack (in case it changes during attack)

Defense with superiority / minority / goalkeeper out

	Attack				Reaction		
	Att.	Eff.	Shots	TF	FB	LD	Tot.
7 on 6 (GK out)	3	33%	1/2	1	1/1	0/0	1/1
6 on 6	57	40%	23/35	22			
5 on 6	1	0%	0/1	0			
7 on 5 (GK out)	1	100%	1/1	0	0/0	0/0	0/0
6 on 5	10	40%	4/6	4			
5 on 5	1	100%	1/1	0			
6 on 4	1	100%	1/1	0			

Numbers show attacking numbers of opponent. Lower efficiency of opponent means better defense of this team

Jersey number Tot. Total shooting 6m 6m (line) shooting 9m 9m shooting Wng Wing shooting FB Fastbreak sh. 7m 7m penalty sh.
 Brk. Breakthrough sh. LD Long distance sh. As. Assists PC Pass clear chance E7 Earned 7m pen. TF Technical faults St. Steals
 2m 2m punishments C7. Committed 7m E2 Earned 2m pun. YC. Yellow cards R/B Red/Blue cards Blk. Blocks S Starting Line-up

Handball statistics and livescore by Toma-soft ltd (www.toma-soft.hr)



IHF Trophy Inter-Continental Phase Youth (U18)



Group A, 2. round

Match Team Statistics

Match No. 3

USA 34 - 31 Nicaragua

(18 - 13) (16 - 18)

13.3.2025. 15:00

Attendance: 100

Palace of Youth and Sports

Referees: Ali Mohammed Alsuqfi (KSA) / Mohammed Jassim Alsaqer (KSA)

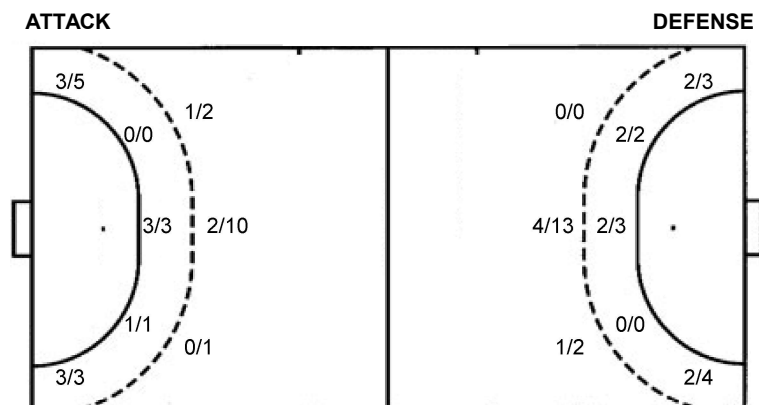
Shot distribution by player

2 J. Effertz [Table with 3 columns and 3 rows, all empty]	3 A. Awad [Table with 3 columns and 3 rows: 1/1, 1/1, 2/2]	4 M. Zoller [Table with 3 columns and 3 rows: 0/1, 3/3, 2 miss.]	5 N. Ferreira Correia [Table with 3 columns and 3 rows, all empty]	6 V. Bager [Table with 3 columns and 3 rows: 1/1, 1 post]	7 S. Neumaier [Table with 3 columns and 3 rows: 1/1, 0/1, 1/1, 2/2, 1/2, 0/2, 1/1, 1 post 3 miss.]	8 E. Bengtsson [Table with 3 columns and 3 rows: 1/1, 0/1, 1/1, 1 post]
9 A. Alcover Palomino [Table with 3 columns and 3 rows: 1 post 1/1 lob]	10 J. Gomez De Santiago [Table with 3 columns and 3 rows: 2/2, 1/1, 1/2, 2/2, 1/1, 1 post 1 miss.]	12 A. Wolf-Bloom [Table with 3 columns and 3 rows: 1 post, 1/1, 1/2]	13 N. Long [Table with 3 columns and 3 rows: 3/3, 1/1, 1/1]	14 K. Morawski [Table with 3 columns and 3 rows: 2/2]	TOTAL [Table with 3 columns and 3 rows: 11/11, 1/2, 2/2, 3/6, 7/8, 3/5, 4/4, 2/3, 5 post 6 miss. 1/1 lob]	

Saves distribution goalkeepers

1 W. Simianer [Table with 3 columns and 3 rows: 2/5, 0/3, 1/3, 1/3, 0/3, 1/2]	15 E. Mescall [Table with 3 columns and 3 rows: 0/1, 0/1, 2/3, 1/5, 1/4, 2/4, 1/2]	TOTAL [Table with 3 columns and 3 rows: 2/6, 0/4, 3/6, 2/8, 1/7, 2/4, 2/4]
---	--	--

Shots by position



Shooting statistics

Position	Goals	Sav.	Miss.	Post	Blk.	Total	%
Back (9m)	3	6	3	1	0	13	23
Line (6m)	4	0	0	0	0	4	100
Wing	6	1	0	1	0	8	75
7m penalties	0	0	0	0	0	0	0
Fastbreak	7	0	0	1	0	8	88
Breakthrough	14	1	3	2	0	20	70
Total	34	8	6	5	0	53	64

7m penalties 0/0
Fastbreak 7/8
Breakthrough 14/20
Long dist. 0/0

7m penalties 3/4
Fastbreak 2/3
Breakthrough 12/15
Long dist. 1/3

Jersey number Tot. Total shooting 6m 6m (line) shooting 9m 9m shooting Wng Wing shooting FB Fastbreak sh. 7m 7m penalty sh.
Brk. Breakthrough sh. LD Long distance sh. As. Assists PC Pass clear chance E7 Earned 7m pen. TF Technical faults St. Steals
2m 2m punishments C7. Committed 7m E2 Earned 2m pun. YC. Yellow cards R/B Red/Blue cards Blk. Blocks S Starting Line-up



IHF Trophy Inter-Continental Phase Youth (U18)



Group A, 2. round

Match Team Statistics

Match No. 3

USA 34 - 31 Nicaragua

(18 - 13) (16 - 18)

13.3.2025. 15:00

Attendance: 100

Palace of Youth and Sports

Referees: Ali Mohammed Alsuqufi (KSA) / Mohammed Jassim Alsaqer (KSA)

Nicaragua

#	Surname and name	S	Goals / shots									Attack					Def.			Penalties				TP						
			Tot.	%	9m	6m	Wing	7m	FB	Brk.	LD	As.	PC	E7	E2	TF	St.	C7	Blk	YC	2m	R	B							
2	PEREZ ESPINOZA Marlon Ariel																													0:03
4	GOMEZ AGUILAR Joan Josue																													
7	LOPEZ PEREZ Oscar Alonso	S	8/14	57	3/6			0/1	1/1	4/6		3	3		1	3														60:00
8	MEZA CORONADO Brandon Antonio	S	9/11	82	2/3			1/1	3/3		3/4	1	1		1	5														35:05
9	MEDRANO ALTAMIRANO Roger Kennedy		1/2	50			0/1	1/1																						16:55
10	TELLEZ OBREGON Isamir Elias	S	1/5	20	0/4					1/1		1		1		2														20:26
11	CASTILLO PINEDA Alexander De Jesus	S	2/5	40				1/3		1/1						2														38:35
12	SINCLAIR ZENON Jezreel Gensly	S	3/5	60	0/1					3/3	0/1	3	1		1	6														59:59
18	URBINA OCAMPO Adan Israel		1/2	50				1/1		0/1																				19:06
25	SHIPPLEY ALVAREZ Dilan Gabriel																													17:37
29	BERMUDEZ GONZALEZ Brandon Josue		0/1	0				0/1				1		1		2														36:31
33	CORDERO LEIVA Daniel Emmanuel		3/4	75	0/1	1/1				1/1	1/1			1	1	2										1				33:27
77	LOPEZ MERLO William Yahir	S										1	1			2														40:40
99	SILVA NUNEZ Eddy Villanet	S	3/3	100		3/3						1				3														41:36
Team / bench																														
TOTAL			31/52	60	5/15	4/5	4/7	3/4	2/3	12/15	1/3	11	6	3	4	27	0	0	0	0	0	1	0	0						

#	Surname and name	Saves / shots								
		Tot.	%	9m	6m	Wing	7m	FB	Brk.	LD
25	SHIPPLEY ALVAREZ Dilan Gabriel	2/14	14	2/3	0/2	0/2		0/3	0/4	
77	LOPEZ MERLO William Yahir	6/28	21	4/6	0/2	1/5		0/4	1/11	
TOTAL		8/42	19	6/9	0/4	1/7	0/0	1/7	1/15	0/0

Coach:

Number of attacks: 74, Efficiency: 42%, Average Duration: 28.97 seconds

Attack by type of defense

	Shots	9m	6m	Wing	TF	E7	E2
On def. 6-0	25/42	5/15	4/5	4/7	27	3	4
Fastbreak	2/3				0	0	0

Defense by type

	Total	9m	6m	Wing	Stl.	C7	2m
Def. 6-0	26/44	3/13	4/4	6/8	0	0	1
Def. press.	1/1	0/0	0/0	0/0	0	0	0
Fastbreak	7/8				0	0	0

Attack with superiority / minority / goalkeeper out

	Attack				Reaction		
	Att.	Eff.	Shots	TF	FB	LD	Tot.
7 on 6 (GK out)	3	33%	1/2	1	1/1	0/0	1/1
6 on 6	57	40%	23/35	22			
5 on 6	1	0%	0/1	0			
7 on 5 (GK out)	1	100%	1/1	0	0/0	0/0	0/0
6 on 5	10	40%	4/6	4			
5 on 5	1	100%	1/1	0			
6 on 4	1	100%	1/1	0			

Player superiority / GK out counted at the end of attack (in case it changes during attack)

Defense with superiority / minority / goalkeeper out

	Attack				Reaction		
	Att.	Eff.	Shots	TF	FB	LD	Tot.
7 on 6 (GK out)	1	0%	0/1	0	0/0	1/1	1/1
6 on 6 (GK out)	6	67%	4/4	2	0/0	0/1	0/1
6 on 6	60	45%	27/45	15			
6 on 5	2	0%	0/0	2			
5 on 6	4	75%	3/3	1			

Numbers show attacking numbers of opponent. Lower efficiency of opponent means better defense of this team

Jersey number Tot. Total shooting 6m 6m (line) shooting 9m 9m shooting Wng Wing shooting FB Fastbreak sh. 7m 7m penalty sh.
 Brk. Breakthrough sh. LD Long distance sh. As. Assists PC Pass clear chance E7 Earned 7m pen. TF Technical faults St. Steals
 2m 2m punishments C7. Committed 7m E2 Earned 2m pun. YC. Yellow cards R/B Red/Blue cards Blk. Blocks S Starting Line-up



IHF Trophy Inter-Continental Phase Youth (U18)



Group A, 2. round

Match Team Statistics

Match No. 3

USA 34 - 31 Nicaragua

(18 - 13) (16 - 18)

13.3.2025. 15:00

Attendance: 100

Palace of Youth and Sports

Referees: Ali Mohammed Alsuqifi (KSA) / Mohammed Jassim Alsaqer (KSA)

Shot distribution by player

2 M. Perez Espinoza

4 J. Gomez Aguilar

7 O. Lopez Perez

2/4		1/1
1/1		3/3
1/1		0/2

1 post 1 miss.

8 B. Meza Coronado

1/1		1/1
1/2		3/4
1/1	1/1	1/1

9 R. Medrano

1/1		
0/1		

Altamirano

10 I. Tellez Obregon

		1/1
		0/1

1 post 2 block

11 A. Castillo Pineda

2/2	0/2	

1 post

12 J. Sinclair Zenon

1/1	1/1	

1 post 1 block 1/1 lob

18 A. Urbina Ocampo

1/2		

29 B. Bermudez

0/1		

Gonzalez

33 D. Cordero Leiva

		1/1
	1/1	1/1

1 block

99 E. Silva Nunez

1/1		

2/2 lob

TOTAL

4/6		4/4
3/6		6/8
6/7	3/5	2/4

4 post 1 miss. 4 block 3/3 lob

Saves distribution goalkeepers

25 D. Shippley Alvarez

0/3	0/1	0/1
1/3		1/1
	0/2	0/2

77 W. Lopez Merlo

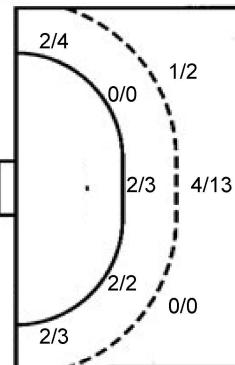
0/8	1/1	0/1
2/3		0/7
2/5	0/2	1/1

TOTAL

0/11	1/2	0/2
3/6		1/8
2/5	0/4	1/3

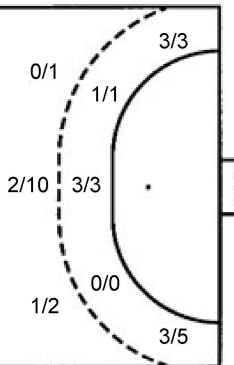
Shots by position

ATTACK



7m penalties 3/4
Fastbreak 2/3
Breakthrough 12/15
Long dist. 1/3

DEFENSE



7m penalties 0/0
Fastbreak 7/8
Breakthrough 14/20
Long dist. 0/0

Shooting statistics

Position	Goals	Sav.	Miss.	Post	Blk.	Total	%
Back (9m)	5	4	1	1	4	15	33
Line (6m)	4	1	0	0	0	5	80
Wing	4	3	0	0	0	7	57
7m penalties	3	1	0	0	0	4	75
Fastbreak	2	1	0	0	0	3	67
Breakthrough	12	2	0	1	0	15	80
Total	30	12	1	2	4	49	61

Jersey number Tot. Total shooting 6m 6m (line) shooting 9m 9m shooting Wng Wing shooting FB Fastbreak sh. 7m 7m penalty sh.
Brk. Breakthrough sh. LD Long distance sh. As. Assists PC Pass clear chance E7 Earned 7m pen. TF Technical faults St. Steals
2m 2m punishments C7. Committed 7m E2 Earned 2m pun. YC. Yellow cards R/B Red/Blue cards Blk. Blocks S Starting Line-up

Handball statistics and livescore by Toma-soft ltd (www.toma-soft.hr)



IHF Trophy Inter-Continental Phase Youth (U18)



Group A, 2. round

Match Team Statistics

Match No. 3

USA 34 - 31 Nicaragua

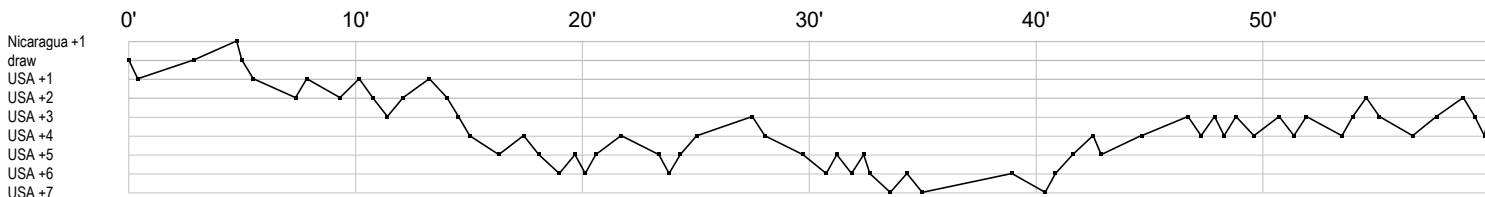
(18 - 13) (16 - 18)

13.3.2025. 15:00

Attendance: 100

Palace of Youth and Sports

Referees: Ali Mohammed Alsuqufi (KSA) / Mohammed Jassim Alsaqer (KSA)



USA

1 Simianer W	r r s r sr r r t r s r tr r r r s r s	a	r	r
2 Effertz J				
3 Awad A		g	g	g g 2
4 Zoller M	f	t g	2	fa x g t f g
5 Ferreira				
6 Bager V	t	g	a	
7 Neumaier S	t f g fa x g	g t a gbgp at a	f b a f ta f 2	f f a a g f ba a
8 Bengtsson E	f	g f g	t 2	
9 Alcover		f g g c t a	x	2
10 Gomez De	g p a c p	f t g t	g	f t p g a g f g t t g
12 Wolf-Bloom A		x a f i a	t g	f a g
13 Long N		g g g g c g		2c
14 Morawski K		g p g t t		
15 Mescall E			s r r rs t	s r r r s r s r r r s r r s r

Nicaragua

2 Perez				
4 Gomez				
7 Lopez Perez	f g f f fg g	a g a ft t p g	t f g p g	p g i
8 Meza		g t f tg g it	pg a f g g	g t t g
9 Medrano			g f	
10 Tellez	f e a f	f t gt f		
11 Castillo	gt	t		f g f f
12 Sinclair Zenon	t a	g t t t	a f g t	gi p a ft
18 Urbina		g	f	
25 Shippley		r r r r r	r rs	r r r r s r
29 Bermudez		t a	f t e	
33 Cordero Leiva		t f t g e	2	g i g
77 Lopez Merlo	r s rr trs r r r	r r rr	r sr r r spr	tr s r sar r r r
99 Silva Nunez E	t g t a t	g		g

In game	g Goal scored	f Missed shot	a Assist	t Technical faults	b Steal
2 2min suspension	e Earned 7m	c Committed 7m	y Yellow card	r Red Card	k Blue card
i Earned 2min.	x Block	4 4min suspension	p Pass for clear chance	s Saved shot	r Received goal