



# 5th IHF Men's Emerging Nations Championship 2025



Final Round, 5-8. place

Match Team Statistics

Match No. 14

## Moldova 23 - 24 Cyprus

(11 - 11) (12 - 13)

15.3.2025. 15:15

Attendance: 80

Palace of Culture and Sports

Referees: Georgi Doychinov (BUL) / Loriane Lamour (FRA) / Khusan Ismoilov (UZB)

### Moldova

Players		Goals / shots									Attack					Def.			Penalties				TP		
#	Surname and name	S	Tot.	%	9m	6m	Wing	7m	FB	Brk.	LD	As.	PC	E7	E2	TF	St.	C7	Blk	YC	2m	R	B		
1	NOVICOV Daniil																								
3	STOIAN Iurie																								1:34
4	VEGLER Marc		1/2	50		1/1	0/1																		7:40
5	LUNGU Dan																								
6	LEDENIOV Victor	S	4/6	67	0/1		3/3			1/2			1			2									60:00
8	MARTALOG Vlad		0/5	0	0/4					0/1		2	1			2	1								27:16
10	ZACACIURIN Roman	S	4/7	57	2/5	1/1				1/1		3	1		1	2						1			60:00
13	BALTEAN Artiom		0/4	0	0/3		0/1					2				1									18:49
15	CARAMAN Vladislav	S	8/13	62	4/7	1/1		2/2		1/3			2	2		5	1								60:00
16	SAHARNEAN Ion	S	0/1	0							0/1	1													57:34
17	MORARI Andrian	S	1/2	50		1/1			0/1							1	1	2					3		35:12
19	CIOBANU David	S	2/4	50		0/1	1/2		1/1						1	1									50:35
23	BUTENCO Vsevolod	S																							10:55
29	NEGREI Maxim		3/3	100		2/2				1/1							2								30:25
Team / bench																									
TOTAL			23/47	49	6/20	6/7	4/7	2/2	1/2	4/8	0/1	8	5	2	2	16	2	3	0	0	4	0	0		

Goalkeepers		Saves / shots								
#	Surname and name	Tot.	%	9m	6m	Wing	7m	FB	Brk.	LD
1	NOVICOV Daniil									
16	SAHARNEAN Ion	15/37	41	7/9	0/3	5/14	2/3	0/3	1/4	0/1
TOTAL		15/37	41	7/9	0/3	5/14	2/3	0/3	1/4	0/1

Coach: Nicolai Gomeniuc

Number of attacks: 58, Efficiency: 40%, Average Duration: 31.62 seconds

### Attack by type of defense

	Shots	9m	6m	Wing	TF	E7	E2
On def. 6-0	16/37	5/18	5/6	3/6	11	2	2
On def. 5-1	4/5	1/2	1/1	1/1	5	0	0
Fastbreak	1/2				0	0	0

### Defense by type

	Total	9m	6m	Wing	Stl.	C7	2m
Def. 6-0	16/38	1/11	3/3	9/18	2	3	4
Fastbreak	3/3				0	0	0

### Attack with superiority / minority / goalkeeper out

	Attack				Reaction		
	Att.	Eff.	Shots	TF	FB	LD	Tot.
7 on 6 (GK out)	2	0%	0/1	1	1/1	2/2	3/3
7 on 5 (GK out)	1	0%	0/1	0	0/0	1/1	1/1
6 on 6 (GK out)	3	67%	2/3	0	0/0	0/0	0/0
6 on 5 (GK out)	2	0%	0/1	1	0/0	0/1	0/1
6 on 6	47	40%	19/33	14			
6 on 5	1	0%	0/1	0			
5 on 6	2	100%	2/2	0			

Player superiority / GK out counted at the end of attack (in case it changes during attack)

### Defense with superiority / minority / goalkeeper out

	Attack				Reaction		
	Att.	Eff.	Shots	TF	FB	LD	Tot.
7 on 6 (GK out)	1	100%	1/1	0	0/0	0/0	0/0
6 on 6 (GK out)	1	0%	0/1	0	0/0	0/0	0/0
6 on 6	45	36%	16/33	12			
5 on 6	1	100%	1/1	0			
6 on 5 (GK out)	1	100%	1/1	0	0/0	0/0	0/0
6 on 5	7	71%	5/7	0			
5 on 5	1	0%	0/1	0			

Numbers show attacking numbers of opponent. Lower efficiency of opponent means better defense of this team

# Jersey number Tot. Total shooting 6m 6m (line) shooting 9m 9m shooting Wng Wing shooting FB Fastbreak sh. 7m 7m penalty sh.  
 Brk. Breakthrough sh. LD Long distance sh. As. Assists PC Pass clear chance E7 Earned 7m pen. TF Technical faults St. Steals  
 2m 2m punishments C7. Committed 7m E2 Earned 2m pun. YC. Yellow cards R/B Red/Blue cards Blk. Blocks S Starting Line-up



# 5th IHF Men's Emerging Nations Championship 2025



Final Round, 5-8. place

## Match Team Statistics

Match No. 14

## Moldova 23 - 24 Cyprus

(11 - 11) (12 - 13)

15.3.2025. 15:15

Attendance: 80

Palace of Culture and Sports

Referees: Georgi Doychinov (BUL) / Loriane Lamour (FRA) / Khusan Ismoilov (UZB)

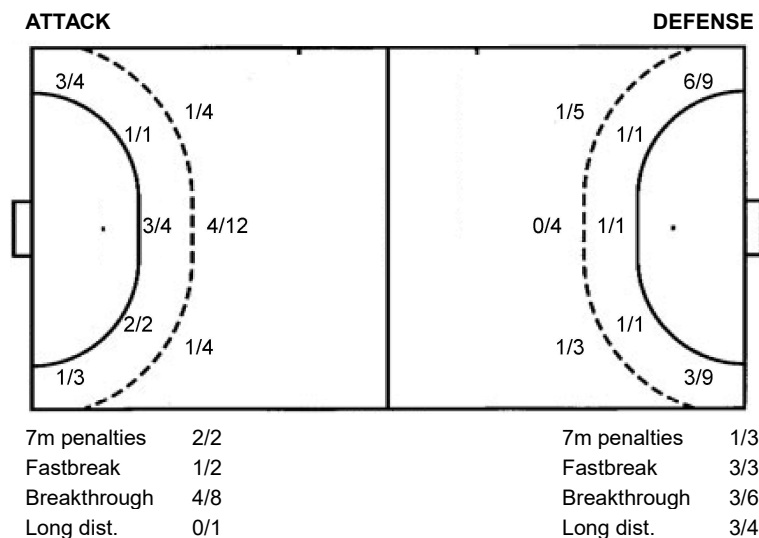
### Shot distribution by player

<b>3 I. Stoian</b> [Table with 3 columns and 3 rows]	<b>4 M. Vexler</b> [Table with 3 columns and 3 rows] 1 miss.	<b>5 D. Lungu</b> [Table with 3 columns and 3 rows]	<b>6 V. Ledeniov</b> [Table with 3 columns and 3 rows] 1/1 lob	<b>8 V. Martalog</b> [Table with 3 columns and 3 rows] 1 post	<b>10 R. Zacaciurin</b> [Table with 3 columns and 3 rows]	<b>13 A. Baltean</b> [Table with 3 columns and 3 rows] 2 miss. 1 block
<b>15 V. Caraman</b> [Table with 3 columns and 3 rows] 2 miss.	<b>17 A. Morari</b> [Table with 3 columns and 3 rows]	<b>19 D. Ciobanu</b> [Table with 3 columns and 3 rows] 2 miss.	<b>23 V. Butenco</b> [Table with 3 columns and 3 rows]	<b>29 M. Negrei</b> [Table with 3 columns and 3 rows]	<b>TOTAL</b> [Table with 3 columns and 3 rows] 1 post 7 miss. 1 block 1/1 lob	

### Saves distribution goalkeepers

<b>1 D. Novicov</b> [Table with 3 columns and 3 rows]	<b>16 I. Saharnean</b> [Table with 3 columns and 3 rows]	<b>TOTAL</b> [Table with 3 columns and 3 rows]
--	---	---

### Shots by position



### Shooting statistics

Position	Goals	Sav.	Miss.	Post	Blk.	Total	%
Back (9m)	6	9	4	0	1	20	30
Line (6m)	6	0	1	0	0	7	86
Wing	4	1	2	0	0	7	57
7m penalties	2	0	0	0	0	2	100
Fastbreak	1	1	0	0	0	2	50
Breakthrough	4	3	0	1	0	8	50
<b>Total</b>	<b>23</b>	<b>14</b>	<b>7</b>	<b>1</b>	<b>1</b>	<b>46</b>	<b>50</b>

# Jersey number    Tot. Total shooting    6m 6m (line) shooting    9m 9m shooting    Wng Wing shooting    FB Fastbreak sh.    7m 7m penalty sh.  
 Brk. Breakthrough sh.    LD Long distance sh.    As. Assists    PC Pass clear chance    E7 Earned 7m pen.    TF Technical faults    St. Steals  
 2m 2m punishments    C7. Committed 7m    E2 Earned 2m pun.    YC. Yellow cards    R/B Red/Blue cards    Blk. Blocks    S Starting Line-up



# 5th IHF Men's Emerging Nations Championship 2025



Final Round, 5-8. place

Match Team Statistics

Match No. 14

## Moldova 23 - 24 Cyprus

(11 - 11) (12 - 13)

15.3.2025. 15:15

Attendance: 80

Palace of Culture and Sports

Referees: Georgi Doychinov (BUL) / Loriane Lamour (FRA) / Khusan Ismoilov (UZB)

### Cyprus

Players		Goals / shots									Attack					Def.			Penalties			TP			
#	Surname and name	S	Tot.	%	9m	6m	Wing	7m	FB	Brk.	LD	As.	PC	E7	E2	TF	St.	C7	Blk	YC	2m		R	B	
2	SPYROU Theocharis		1/2	50			1/2															1			31:41
3	TARTIOS Christos	S	2/5	40			2/4	0/1								1									21:43
4	PANARETOU Theodoros	S	2/7	29			2/7																		28:58
5	PETROU Argyris																								1:48
7	PARASKEVA Loucas	S	1/6	17	1/6							5	1		2							1			54:44
9	TIKKAS Stefanos																	1							40:10
11	HADJIPETROU Christoforos		4/5	80			4/5					1				1	1								36:56
12	PAPALAMBRIANOU Andreas	S	3/4	75							3/4	1													58:07
17	KARKALATOS Nikolaos	S	7/12	58	1/4	1/1			2/2	3/5		5	4	1	1	4	1								56:20
20	GEORGIADIS Marios	S	1/1	100					1/1			1	4	1	3										28:43
22	IOANNOU Anastacios	S	2/5	40	0/2	2/2				0/1				1	1	1		1	1						53:52
23	MARKIDES Theodoros		1/2	50				1/2																	6:12
29	PETROU Antonis																								
82	PPOUMOS Georgios																								0:46
Team / bench																									
TOTAL			24/49	49	2/12	3/3	9/18	1/3	3/3	3/6	3/4	13	9	3	2	12	2	2	1	0	2	0	0		

Goalkeepers		Saves / shots								
#	Surname and name	Tot.	%	9m	6m	Wing	7m	FB	Brk.	LD
12	PAPALAMBRIANOU Andreas	14/35	40	9/15	0/6	1/5		1/2	3/7	
82	PPOUMOS Georgios	0/2	0				0/2			
TOTAL		14/37	38	9/15	0/6	1/5	0/2	1/2	3/7	0/0

Coach: **Constantinos Constantinou**

Number of attacks: 57, Efficiency: 42%, Average Duration: 30.77 seconds

### Attack by type of defense

	Shots	9m	6m	Wing	TF	E7	E2
On def. 6-0	16/38	1/11	3/3	9/18	12	3	2
Fastbreak	3/3				0	0	0

### Defense by type

	Total	9m	6m	Wing	Stl.	C7	2m
Def. 6-0	16/37	5/18	5/6	3/6	2	2	2
Def. 5-1	4/5	1/2	1/1	1/1	0	0	0
Fastbreak	1/2				0	0	0

### Attack with superiority / minority / goalkeeper out

	Attack				Reaction		
	Att.	Eff.	Shots	TF	FB	LD	Tot.
7 on 6 (GK out)	1	100%	1/1	0	0/0	0/0	0/0
6 on 6 (GK out)	1	0%	0/1	0	0/0	0/0	0/0
6 on 6	45	36%	16/33	12			
5 on 6	1	100%	1/1	0			
6 on 5 (GK out)	1	100%	1/1	0	0/0	0/0	0/0
6 on 5	7	71%	5/7	0			
5 on 5	1	0%	0/1	0			

Player superiority / GK out counted at the end of attack (in case it changes during attack)

### Defense with superiority / minority / goalkeeper out

	Attack				Reaction		
	Att.	Eff.	Shots	TF	FB	LD	Tot.
7 on 6 (GK out)	2	0%	0/1	1	1/1	2/2	3/3
7 on 5 (GK out)	1	0%	0/1	0	0/0	1/1	1/1
6 on 6 (GK out)	3	67%	2/3	0	0/0	0/0	0/0
6 on 5 (GK out)	2	0%	0/1	1	0/0	0/1	0/1
6 on 6	47	40%	19/33	14			
6 on 5	1	0%	0/1	0			
5 on 6	2	100%	2/2	0			

Numbers show attacking numbers of opponent. Lower efficiency of opponent means better defense of this team

# Jersey number Tot. Total shooting 6m 6m (line) shooting 9m 9m shooting Wng Wing shooting FB Fastbreak sh. 7m 7m penalty sh.  
 Brk. Breakthrough sh. LD Long distance sh. As. Assists PC Pass clear chance E7 Earned 7m pen. TF Technical faults St. Steals  
 2m 2m punishments C7. Committed 7m E2 Earned 2m pun. YC. Yellow cards R/B Red/Blue cards Blk. Blocks S Starting Line-up

Handball statistics and livescore by Toma-soft ltd (www.toma-soft.hr)



# 5th IHF Men's Emerging Nations Championship 2025



Final Round, 5-8. place

## Match Team Statistics

Match No. 14

## Moldova 23 - 24 Cyprus

(11 - 11) (12 - 13)

15.3.2025. 15:15

Attendance: 80

Palace of Culture and Sports

Referees: Georgi Doychinov (BUL) / Loriane Lamour (FRA) / Khusan Ismoilov (UZB)

### Shot distribution by player

#### 2 T. Spyrou

	1/1	

1 post

#### 3 C. Tartios

1/1	0/1	
0/1		
1/1		

1 post

#### 4 T. Panaretou

		0/1
		0/2
	1/1	1/1

1 post 1 miss.

#### 5 A. Petrou


#### 7 L. Paraskeva

		0/1
0/1	1/1	

3 miss.

#### 9 S. Tikkas


#### 11 C. Hadjipetrou

1/1		
	1/2	2/2

#### 17 N. Karkalatos

2/2	1/1	1/1
0/2	1/2	1/1
1/2		

1 miss.

#### 20 M. Georgiadis

		1/1

#### 22 A. Ioannou

0/1		
		0/1
		2/2

1 miss.

#### 23 T. Markides

		0/1
1/1		

#### 29 A. Petrou


#### TOTAL

3/4	1/2	1/3
1/4	1/2	2/6
3/5	4/5	5/5

3 post 6 miss.

### Saves distribution goalkeepers

#### 12 A.

Papalambrianou		
2/3	0/2	0/2
3/3	1/1	3/3
2/7	2/4	1/9

#### 82 G. Ppoumos

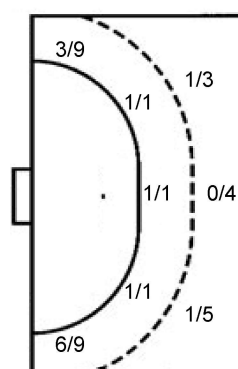
0/1		
0/1		

#### TOTAL

2/4	0/2	0/2
3/3	1/1	3/3
2/8	2/4	1/9

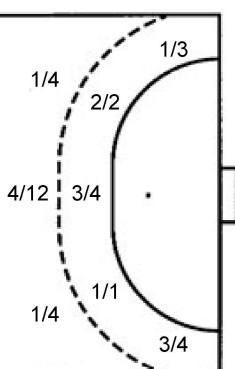
### Shots by position

#### ATTACK



7m penalties 1/3  
Fastbreak 3/3  
Breakthrough 3/6  
Long dist. 3/4

#### DEFENSE



7m penalties 2/2  
Fastbreak 1/2  
Breakthrough 4/8  
Long dist. 0/1

### Shooting statistics

Position	Goals	Sav.	Miss.	Post	Blk.	Total	%
Back (9m)	2	7	3	0	0	12	17
Line (6m)	3	0	0	0	0	3	100
Wing	9	5	1	3	0	18	50
7m penalties	1	2	0	0	0	3	33
Fastbreak	3	0	0	0	0	3	100
Breakthrough	3	1	2	0	0	6	50
<b>Total</b>	<b>21</b>	<b>15</b>	<b>6</b>	<b>3</b>	<b>0</b>	<b>45</b>	<b>47</b>

# Jersey number Tot. Total shooting 6m 6m (line) shooting 9m 9m shooting Wng Wing shooting FB Fastbreak sh. 7m 7m penalty sh.  
Brk. Breakthrough sh. LD Long distance sh. As. Assists PC Pass clear chance E7 Earned 7m pen. TF Technical faults St. Steals  
2m 2m punishments C7. Committed 7m E2 Earned 2m pun. YC. Yellow cards R/B Red/Blue cards Blk. Blocks S Starting Line-up

Handball statistics and livescore by Toma-soft ltd (www.toma-soft.hr)

