



2024 IHF Women's Olympic Qualification Tournament



Tournament 3, 3. round

Match Team Statistics

Match No. 18

Montenegro 26 - 30 Slovenia

(11 - 14) (15 - 16)

14.4.2024. 16:00

Attendance: 2900

Ratiopharm Arena

Referees: Karim Gasmi (FRA) / Raouf Gasmi (FRA)

Shot distribution by player

2 A. Marsenić	10 M. Pletikosić	13 D. Mugoša	21 N. Ćorović	22 A. Popović	24 T. Ivanović	34 T. Brnović
		1/1 2/2 2/2				
	1/1 2/2					1/1 2/2
	3/3 0/1	1/1 1/2			1/1	1/1
	1 block	1 miss.			1 post 1 miss.	
37 N. Bulatović	71 B. Klikovac	80 J. Despotović	91 I. Pavičević	95 I. Kepić	96 I. Grbić	97 N. Vukčević
					0/1 0/1	
	0/1	0/2				0/1
		1/2 1/1			2/2 1/1 2/2	
1/2 lob					2 block	

TOTAL

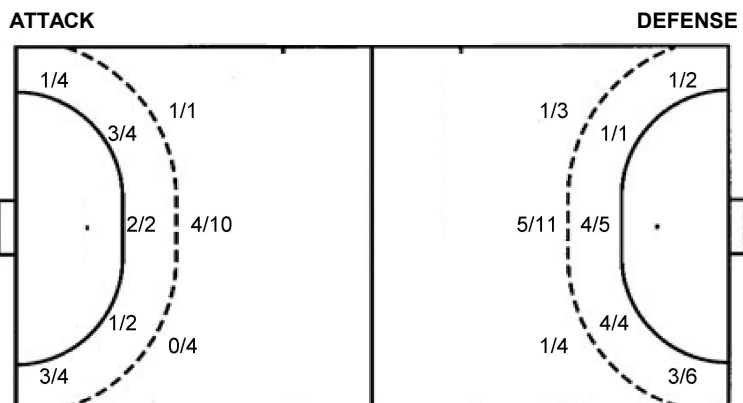
1/2	2/3	2/3
2/5	2/2	2/4
9/10	1/2	4/6

1 post 2 miss. 3 block 1/2 lob

Saves distribution goalkeepers

1 M. Rajčić	12 A. Attingre	TOTAL
	3/6 2/4	3/6 2/4
	3/7 0/1 2/2	3/7 0/1 2/2
	1/11 0/1 5/12	1/11 0/1 5/12

Shots by position



7m penalties 8/10
Fastbreak 0/0
Breakthrough 1/1
Long dist. 2/3

7m penalties 2/4
Fastbreak 1/1
Breakthrough 5/7
Long dist. 2/2

Shooting statistics

Position	Goals	Sav.	Miss.	Post	Blk.	Total	%
Back (9m)	5	7	0	0	3	15	33
Line (6m)	6	1	0	1	0	8	75
Wing	4	3	1	0	0	8	50
7m penalties	8	2	0	0	0	10	80
Fastbreak	0	0	0	0	0	0	0
Breakthrough	1	0	0	0	0	1	100
Total	24	13	1	1	3	42	57

Jersey number Tot. Total shooting 6m 6m (line) shooting 9m 9m shooting Wng Wing shooting FB Fastbreak sh. 7m 7m penalty sh.
Brk. Breakthrough sh. LD Long distance sh. As. Assists PC Pass clear chance E7 Earned 7m pen. TF Technical faults St. Steals
2m 2m punishments C7. Committed 7m E2 Earned 2m pun. YC. Yellow cards R/B Red/Blue cards Blk. Blocks S Starting Line-up

Handball statistics and livescore by Toma-soft ltd (www.toma-soft.hr)



2024 IHF Women's Olympic Qualification Tournament



Tournament 3, 3. round

Match Team Statistics

Match No. 18

Montenegro 26 - 30 Slovenia

(11 - 14) (15 - 16)

14.4.2024. 16:00

Attendance: 2900

Ratiopharm Arena

Referees: Karim Gasmi (FRA) / Raouf Gasmi (FRA)

Slovenia

Players		Goals / shots									Attack				Def.			Penalties				TP			
#	Surname and name	S	Tot.	%	9m	6m	Wing	7m	FB	Brk.	LD	As.	PC	E7	E2	TF	St.	C7	Blk	YC	2m	R	B		
2	KLEMENCIC Valentina Tina		1/1	100		1/1									1	1	1			1					12:45
6	GROS Ana	S	7/11	64	4/7	1/1		1/2		1/1		4	3		1	2									35:27
7	OMOREGIE Elizabeth	S	4/8	50	3/5	0/1				0/1	1/1	1	1	1											59:20
8	MARKOVIC Ema Marija																								
9	SPREITZER Nina	S																4							27:56
10	STANKO Tjaša		7/12	58	0/5	4/4				3/3		3	3												42:08
11	ABINA Ana																								0:12
14	MAVSAR Tamara		4/6	67			1/2	1/2		1/1	1/1	1	1	1	1			2							53:00
16	VOJNOVIC Maja																								1:13
17	LJEPOJA Nataša	S	4/5	80	0/1	3/3			1/1								1		2						47:45
20	VARAGIC Alja	S	3/6	50			3/5			0/1								2							43:46
21	PANDZIC Amra	S										1													54:09
25	LAZOVIC Barbara	S										3		1				2							21:55
28	SVETIK Maja		0/1	0			0/1																		20:24
35	HRVATIN Ema																								
88	ABINA Ema																								
	Team / bench																								
	UKUPNO		30/50	60	7/18	9/10	4/8	2/4	1/1	5/7	2/2	13	8	4	3	3	1	10	3	0	6	0	0		

Goalkeepers		Saves / shots								
#	Surname and name	Tot.	%	9m	6m	Wing	7m	FB	Brk.	LD
16	VOJNOVIC Maja	1/4	25				1/4			
21	PANDZIC Amra	12/33	36	7/12	1/7	3/7	1/6		0/1	
	TOTAL	13/37	35	7/12	1/7	3/7	2/10	0/0	0/1	0/0

Coach: Dragan Adzic

Number of attacks: 52, Efficiency: 58%, Average Duration: 32.17 seconds

Attack by type of defense

	Shots	9m	6m	Wing	TF	E7	E2
On def. 6-0	10/19	2/9	4/4	1/2	1	2	0
On def. 5-1	3/3	1/1	1/1	1/1	0	0	1
On def. 3-2-1	10/19	4/8	3/4	2/5	2	2	2
On def. press.	2/2	0/0	1/1	0/0	0	0	0
Fastbreak	1/1				0	0	0

Defense by type

	Total	9m	6m	Wing	Stl.	C7	2m
Def. 6-0	16/32	5/15	6/8	4/8	1	10	0
Fastbreak	0/0				0	0	6

Defense with superiority / minority / goalkeeper out

	Attack				Reaction		
	Att.	Eff.	Shots	TF	FB	LD	Tot.
7 on 6 (GK out)	2	0%	0/0	2	0/0	2/2	2/2
6 on 6 (GK out)	6	33%	2/4	2	1/1	0/0	1/1
6 on 6	32	50%	16/27	5			
6 on 5	11	73%	8/11	0			
5 on 6	1	0%	0/1	0			

Numbers show attacking numbers of opponent. Lower efficiency of opponent means better defense of this team

Attack with superiority / minority / goalkeeper out

	Attack				Reaction		
	Att.	Eff.	Shots	TF	FB	LD	Tot.
6 on 6 (GK out)	5	60%	3/4	1	0/0	2/3	2/3
6 on 6	37	59%	22/36	1			
5 on 6	1	100%	1/1	0			
6 on 5	8	50%	4/7	1			
5 on 5	1	0%	0/1	0			

Player superiority / GK out counted at the end of attack (in case it changes during attack)

Jersey number Tot. Total shooting 6m 6m (line) shooting 9m 9m shooting Wng Wing shooting FB Fastbreak sh. 7m 7m penalty sh.
 Brk. Breakthrough sh. LD Long distance sh. As. Assists PC Pass clear chance E7 Earned 7m pen. TF Technical faults St. Steals
 2m 2m punishments C7. Committed 7m E2 Earned 2m pun. YC. Yellow cards R/B Red/Blue cards Blk. Blocks S Starting Line-up



2024 IHF Women's Olympic Qualification Tournament



Tournament 3, 3. round

Match Team Statistics

Match No. 18

Montenegro 26 - 30 Slovenia

(11 - 14) (15 - 16)

14.4.2024. 16:00

Attendance: 2900

Ratiopharm Arena

Referees: Karim Gasmi (FRA) / Raouf Gasmi (FRA)

Shot distribution by player

2 V. Klemenčič

1/1		

6 A. Gros

2/2		
0/1		0/2
2/2	1/1	2/3

7 E. Omoregie

0/1		0/1
1/2	1/1	
1/1		1/2

8 E. Marković

9 N. Spreitzer

10 T. Stanko

0/1		
1/1		
2/2		4/6

2 post

11 A. Abina

14 T. Mavsar

0/1		2/2
1/1	1/1	

1 post

17 N. Ljepoja

1/2	1/1	
2/2		

20 A. Varagić

		0/1
3/4		0/1

25 B. Lazović

28 M. Svetik

1 miss.

35 E. Hrvatinić

88 E. Abina

TOTAL

3/6		2/4
4/7	3/3	0/2
10/11	1/1	7/12

3 post 1 miss.

Saves distribution goalkeepers

16 M. Vojnovič

		0/1
		0/1
0/1		1/1

21 A. Pandžić

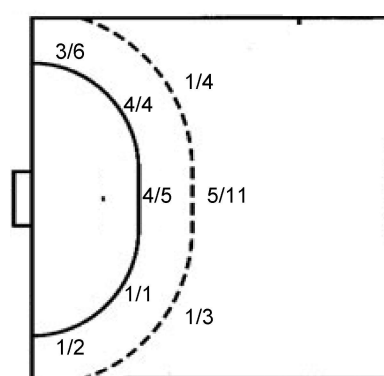
1/2	1/3	1/2
3/5		2/3
1/9	1/2	1/5

TOTAL

1/2	1/3	1/3
3/5		2/4
1/10	1/2	2/6

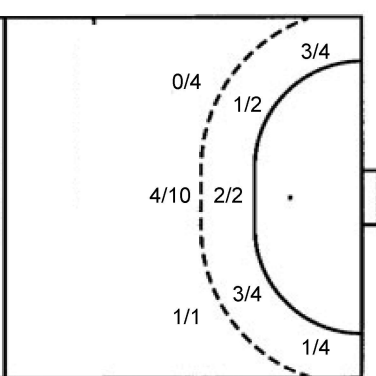
Shots by position

ATTACK



7m penalties	2/4
Fastbreak	1/1
Breakthrough	5/7
Long dist.	2/2

DEFENSE



7m penalties	8/10
Fastbreak	0/0
Breakthrough	1/1
Long dist.	2/3

Shooting statistics

Position	Goals	Sav.	Miss.	Post	Blk.	Total	%
Back (9m)	7	9	0	2	0	18	39
Line (6m)	9	1	0	0	0	10	90
Wing	4	3	1	0	0	8	50
7m penalties	2	1	0	1	0	4	50
Fastbreak	1	0	0	0	0	1	100
Breakthrough	5	2	0	0	0	7	71
Total	28	16	1	3	0	48	58

Jersey number Tot. Total shooting 6m 6m (line) shooting 9m 9m shooting Wng Wing shooting FB Fastbreak sh. 7m 7m penalty sh.
 Brk. Breakthrough sh. LD Long distance sh. As. Assists PC Pass clear chance E7 Earned 7m pen. TF Technical faults St. Steals
 2m 2m punishments C7. Committed 7m E2 Earned 2m pun. YC. Yellow cards R/B Red/Blue cards Blk. Blocks S Starting Line-up

Handball statistics and livescore by Toma-soft ltd (www.toma-soft.hr)

