



25th IHF Women's Junior World Championship 2026



Final Round, 5-8. place

Match Team Statistics
Match No. 99

Montenegro 30 - 28 Norway
(16 - 10) (14 - 18)

3.7.2026. 16:00
Attendance: 600
Jinzhong College Gymnasium

Referees: Raul Oyarzun Aylagas (ESP) / Aritz Zaragueta (ESP)

Montenegro

#	Surname and name	S	Goals / shots								Attack				Def.			Penalties			TP			
			Tot.	%	9m	6m	Wing	7m	FB	Brk.	LD	As.	PC	E7	E2	TF	St.	C7	Blk	YC		2m	R	B
1	RONCEVIC Teodora	S										2												53:14
2	ANDRIJASEVIC Sanja	S	5/7	71		1/1	1/3			3/3		1		1	1	1								59:27
7	LEKIC Natalija	S	1/3	33	0/1	1/2						3	1	3	1	3	1					1		52:35
8	KUZMAN Ksenija																							6:21
9	CEKLIC Maja	S	2/2	100		1/1				1/1		2	1	1	1	4	1					1		56:06
10	PELICIC Bojana		0/1	0				0/1																0:30
11	GUBERINIC Andela		0/1	0		0/1																		1:40
13	RAMUSOVIC Nina		7/8	88	0/1			5/5		2/2		1				1								12:19
14	JOVANOVIC Anika																							0:16
16	ZIVKOVIC Vanja																							0:13
17	MITROVIC Elena	S	9/16	56	0/4	1/1				8/11		3	1		2	2						1		41:19
20	GASEVIC Ksenija	S	3/4	75		3/4								1		1						1		56:46
23	SAVIC Ivana		1/2	50	1/2								1			2								8:14
24	GRUJIC Mia	S	1/1	100		1/1							1			1								58:43
26	KNEZEVIC Martina		1/1	100		1/1										2		1				2		12:17
27	ORBOVIC Anelina																							
	Team / bench																							
	TOTAL		30/46	65	1/8	9/12	1/3	5/6	3/3	11/14	0/0	12	5	6	5	17	2	3	1	0	5	0	0	

#	Surname and name	Saves / shots								
		Tot.	%	9m	6m	Wing	7m	FB	Brk.	LD
1	RONCEVIC Teodora	11/38	29	4/12	2/6	2/8	0/2	0/1	3/9	
16	ZIVKOVIC Vanja	0/1	0				0/1			
	TOTAL	11/39	28	4/12	2/6	2/8	0/3	0/1	3/9	0/0

Coach: Igor Marković

Number of attacks: 60, Efficiency: 50%, Average Duration: 35.92 seconds

Attack by type of defense

	Shots	9m	6m	Wing	TF	E7	E2
On def. 6-0	20/34	1/7	9/12	0/2	14	6	5
On def. 4-2	1/1	0/0	0/0	0/0	2	0	0
On def. press.	1/2	0/1	0/0	1/1	1	0	0
Fastbreak	3/3				0	0	0

Defense by type

	Total	9m	6m	Wing	Stl.	C7	2m
Def. 6-0	5/12	4/7	0/0	1/2	0	0	0
Def. 5-1	19/35	4/15	4/5	5/8	2	3	0
Fastbreak	1/2				0	0	5

Attack with superiority / minority / goalkeeper out

	Attack				Reaction		
	Att.	Eff.	Shots	TF	FB	LD	Tot.
7 on 6 (GK out)	5	60%	3/5	0	0/0	0/0	0/0
7 on 5 (GK out)	2	100%	2/2	0	0/0	0/0	0/0
6 on 6 (GK out)	5	40%	2/3	2	0/0	0/0	0/0
6 on 6	37	54%	20/26	11			
6 on 5	7	43%	3/6	1			
6 on 4	1	0%	0/0	1			
5 on 6	3	0%	0/1	2			

Player superiority / GK out counted at the end of attack (in case it changes during attack)

Defense with superiority / minority / goalkeeper out

	Attack				Reaction		
	Att.	Eff.	Shots	TF	FB	LD	Tot.
7 on 6 (GK out)	1	0%	0/1	0	0/0	0/0	0/0
6 on 6 (GK out)	7	29%	2/7	0	0/0	0/0	0/0
6 on 6	40	48%	19/30	10			
5 on 6	1	0%	0/1	0			
6 on 5	10	70%	7/8	2			

Numbers show attacking numbers of opponent. Lower efficiency of opponent means better defense of this team

Jersey number Tot. Total shooting 6m 6m (line) shooting 9m 9m shooting Wng Wing shooting FB Fastbreak sh. 7m 7m penalty sh.
Brk. Breakthrough sh. LD Long distance sh. As. Assists PC Pass clear chance E7 Earned 7m pen. TF Technical faults St. Steals
2m 2m punishments C7. Committed 7m E2 Earned 2m pun. YC. Yellow cards R/B Red/Blue cards Blk. Blocks S Starting Line-up



25th IHF Women's Junior World Championship 2026



Final Round, 5-8. place

Match Team Statistics

Match No. 99

Montenegro 30 - 28 Norway

(16 - 10) (14 - 18)

3.7.2026. 16:00

Attendance: 600

Jinzhong College Gymnasium

Referees: Raul Oyarzun Aylagas (ESP) / Aritz Zaragueta (ESP)

Shot distribution by player

2 S. Andrijasević

	1/1	1/1
0/1		
3/3	0/1	

7 N. Lekić

		1/3

8 K. Kuzman

9 M. Ceklic

		2/2

10 B. Pelicić

0/1		

11 A. Guberinić

0/1		

13 N. Ramusović

1/1		
1/2		5/5

14 A. Jovanović

17 E. Mitrović

		1/1
2/2		1/2
2/3		3/3

1 post 2 miss. 2 block

20 K. Gasević

2/3		1/1

23 I. Savić

		1/1

1 block

24 M. Grujic

		1/1

26 M. Knežević

1/1		

27 A. Orbović

TOTAL

1/2	1/1	3/3
3/4		2/3
8/12	0/1	12/14

1 post 2 miss. 3 block

Saves distribution goalkeepers

1 T. Roncević

1/1	1/1	3/6
2/7	1/1	3/4
0/6		0/11

16 V. Zivković

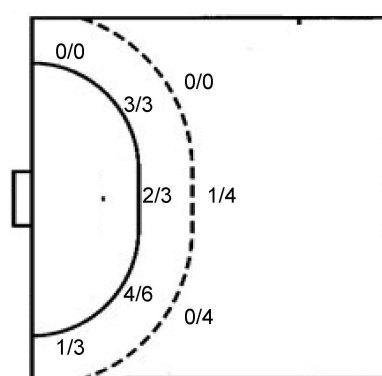
		0/1

TOTAL

1/1	1/1	3/6
2/7	1/1	3/5
0/6		0/11

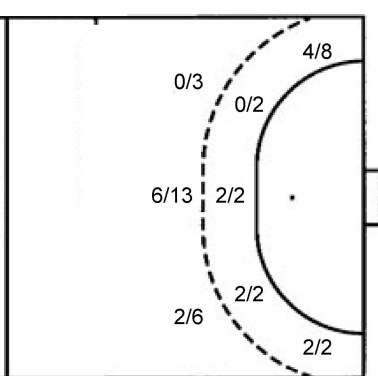
Shots by position

ATTACK



7m penalties 5/6
Fastbreak 3/3
Breakthrough 11/14
Long dist. 0/0

DEFENSE



7m penalties 3/3
Fastbreak 1/2
Breakthrough 6/10
Long dist. 0/0

Shooting statistics

Position	Goals	Sav.	Miss.	Post	Blk.	Total	%
Back (9m)	1	3	0	1	3	8	13
Line (6m)	9	3	0	0	0	12	75
Wing	1	2	0	0	0	3	33
7m penalties	5	1	0	0	0	6	83
Fastbreak	3	0	0	0	0	3	100
Breakthrough	11	1	2	0	0	14	79
Total	30	10	2	1	3	46	65

Jersey number Tot. Total shooting 6m 6m (line) shooting 9m 9m shooting Wng Wing shooting FB Fastbreak sh. 7m 7m penalty sh.
Brk. Breakthrough sh. LD Long distance sh. As. Assists PC Pass clear chance E7 Earned 7m pen. TF Technical faults St. Steals
2m 2m punishments C7. Committed 7m E2 Earned 2m pun. YC. Yellow cards R/B Red/Blue cards Blk. Blocks S Starting Line-up

Handball statistics and livescore by Toma-soft ltd (www.toma-soft.hr)



25th IHF Women's Junior World Championship 2026



Final Round, 5-8. place

Match Team Statistics
Match No. 99

Montenegro 30 - 28 Norway
(16 - 10) (14 - 18)

3.7.2026. 16:00
Attendance: 600
Jinzhang College Gymnasium

Referees: Raul Oyarzun Aylagas (ESP) / Aritz Zaragueta (ESP)

Norway

#	Surname and name	S	Goals / shots								Attack				Def.			Penalties			TP				
			Tot.	%	9m	6m	Wing	7m	FB	Brk.	LD	As.	PC	E7	E2	TF	St.	C7	Blk	YC		2m	R	B	
2	AALSTAD Ada		5/11	45	2/8			3/3						1			2		1						23:04
4	HAGENES Maia Matre		2/3	67		1/2									1	1									34:29
6	BREEN Milla Haugerstuen		3/5	60				3/5						1			1	1							30:01
8	REFSLAND Vilde	S	1/3	33				1/3																	29:36
9	BARBOSA Sara Benedicte Fredheim		3/3	100	2/2	1/1								1	1	1									21:25
10	WITH Synne		3/3	100				2/2								1	1	1		1					26:50
12	LANGAARD Leah Isabell	S																							24:44
13	LEINAN Maja	S	1/1	100		1/1													1			2			27:44
17	LITLAND Edle Eik		0/1	0						0/1				1	1			1	1		1	1			18:49
21	GULBRANDSEN Vanessa Braten	S																	1						29:58
24	ELLINGSEN Julie	S	1/4	25	1/3					0/1				2	1			1	1						25:23
27	HALLDORSSON Mali	S	2/8	25	2/6	0/1				0/1				2				2	1						39:18
28	HELLEBUST Hennie Nygard																								31:03
29	LÖFSTEDT Thea Ellen		7/9	78	1/3	1/1				5/5						1	3	1					1		19:58
35	LANGSETH Thilla Karoline Molle	S	0/2	0						0/2								2	2			1			37:17
36	GULLIKSEN Maja Linnea																								0:21
	Team / bench																1								
	TOTAL		28/53	53	8/22	4/6	6/10	3/3	1/2	6/10	0/0			7	4	3	4	12	4	6	3	0	5	0	0

#	Surname and name	Saves / shots								
		Tot.	%	9m	6m	Wing	7m	FB	Brk.	LD
12	LANGAARD Leah Isabell	5/19	26	2/3	0/5	1/1	1/3	0/2	1/5	
28	HELLEBUST Hennie Nygard	5/20	25	1/1	3/7	1/2	0/2	0/1	0/7	
36	GULLIKSEN Maja Linnea	0/1	0				0/1			
	TOTAL	10/40	25	3/4	3/12	2/3	1/6	0/3	1/12	0/0

Coach: Axel Stefansson

Number of attacks: 59, Efficiency: 47%, Average Duration: 24.32 seconds

Attack by type of defense

	Shots	9m	6m	Wing	TF	E7	E2
On def. 6-0	5/12	4/7	0/0	1/2	2	0	1
On def. 5-1	19/35	4/15	4/5	5/8	10	3	3
Fastbreak	1/2				0	0	0

Defense by type

	Total	9m	6m	Wing	Stl.	C7	2m
Def. 6-0	20/34	1/7	9/12	0/2	3	6	0
Def. 4-2	1/1	0/0	0/0	0/0	0	0	0
Def. press.	1/2	0/1	0/0	1/1	1	0	0
Fastbreak	3/3				0	0	5

Attack with superiority / minority / goalkeeper out

	Attack				Reaction		
	Att.	Eff.	Shots	TF	FB	LD	Tot.
7 on 6 (GK out)	1	0%	0/1	0	0/0	0/0	0/0
6 on 6 (GK out)	7	29%	2/7	0	0/0	0/0	0/0
6 on 6	40	48%	19/30	10			
5 on 6	1	0%	0/1	0			
6 on 5	10	70%	7/8	2			

Player superiority / GK out counted at the end of attack (in case it changes during attack)

Defense with superiority / minority / goalkeeper out

	Attack				Reaction		
	Att.	Eff.	Shots	TF	FB	LD	Tot.
7 on 6 (GK out)	5	60%	3/5	0	0/0	0/0	0/0
7 on 5 (GK out)	2	100%	2/2	0	0/0	0/0	0/0
6 on 6 (GK out)	5	40%	2/3	2	0/0	0/0	0/0
6 on 6	37	54%	20/26	11			
6 on 5	7	43%	3/6	1			
6 on 4	1	0%	0/0	1			
5 on 6	3	0%	0/1	2			

Numbers show attacking numbers of opponent. Lower efficiency of opponent means better defense of this team

Jersey number Tot. Total shooting 6m 6m (line) shooting 9m 9m shooting Wng Wing shooting FB Fastbreak sh. 7m 7m penalty sh.
Brk. Breakthrough sh. LD Long distance sh. As. Assists PC Pass clear chance E7 Earned 7m pen. TF Technical faults St. Steals
2m 2m punishments C7. Committed 7m E2 Earned 2m pun. YC. Yellow cards R/B Red/Blue cards Blk. Blocks S Starting Line-up

Handball statistics and livescore by Toma-soft ltd (www.toma-soft.hr)



25th IHF Women's Junior World Championship 2026



Final Round, 5-8. place

Match Team Statistics

Match No. 99

Montenegro 30 - 28 Norway

(16 - 10) (14 - 18)

3.7.2026. 16:00

Attendance: 600

Jinzhong College Gymnasium

Referees: Raul Oyarzun Aylagas (ESP) / Aritz Zaragueta (ESP)

Shot distribution by player

2 A. Aalstad

		1/2
2/3		1/1
1/1		

2 post 1 miss. 1 block

4 M. Hagenes

0/1		1/1
		1/1

6 M. Breen

		0/1
1/1		
		2/2

1 post

8 V. Refsland

		1/2

1 miss.

9 S. Barbosa

		3/3

10 S. With

1/1		1/1

1/1 lob

13 M. Leinan

1/1		

17 E. Litland

1 post

21 V. Gulbrandsen

24 J. Ellingsen

0/1		
	0/1	
		1/1

1 miss.

27 M. Halldorsson

	0/1	
1/1		0/1
1/1		

1 post 3 miss.

29 T. Löfstedt

		1/1
		0/1
3/3		3/3

1 post

35 T. Langseth

		0/1

1 miss.

TOTAL

0/1	0/1	3/6
5/7	0/1	2/5
6/6		11/11

6 post 7 miss. 1 block 1/1 lob

Saves distribution goalkeepers

12 L. Langaard

1/1	0/1	0/2
1/1		1/3
2/5		0/6

28 H. Hellebust

0/1		0/1
0/3		
2/6	1/1	2/8

36 M. Gulliksen

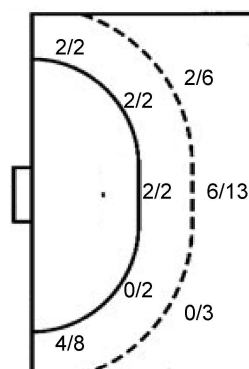
0/1		

TOTAL

1/2	0/1	0/3
1/4		1/3
4/12	1/1	2/14

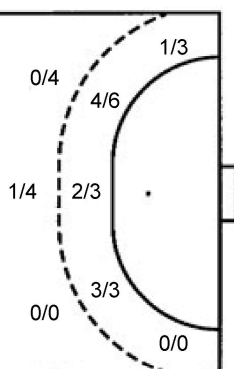
Shots by position

ATTACK



7m penalties 3/3
Fastbreak 1/2
Breakthrough 6/10
Long dist. 0/0

DEFENSE



7m penalties 5/6
Fastbreak 3/3
Breakthrough 11/14
Long dist. 0/0

Shooting statistics

Position	Goals	Sav.	Miss.	Post	Blk.	Total	%
Back (9m)	8	4	5	4	1	22	36
Line (6m)	4	2	0	0	0	6	67
Wing	6	2	1	1	0	10	60
7m penalties	3	0	0	0	0	3	100
Fastbreak	1	0	0	1	0	2	50
Breakthrough	6	3	1	0	0	10	60
Total	28	11	7	6	1	53	53

Jersey number Tot. Total shooting 6m 6m (line) shooting 9m 9m shooting Wng Wing shooting FB Fastbreak sh. 7m 7m penalty sh.
Brk. Breakthrough sh. LD Long distance sh. As. Assists PC Pass clear chance E7 Earned 7m pen. TF Technical faults St. Steals
2m 2m punishments C7. Committed 7m E2 Earned 2m pun. YC. Yellow cards R/B Red/Blue cards Blk. Blocks S Starting Line-up

Handball statistics and livescore by Toma-soft ltd (www.toma-soft.hr)



25th IHF Women's Junior World Championship 2026



Final Round, 5-8. place

Match Team Statistics

Match No. 99

Montenegro 30 - 28 Norway

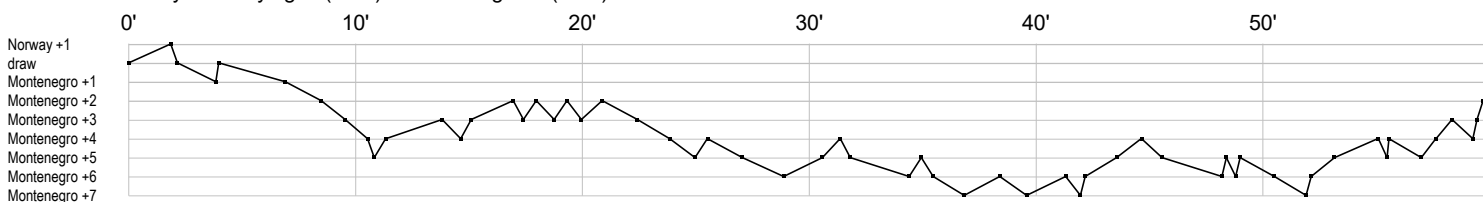
(16 - 10) (14 - 18)

3.7.2026. 16:00

Attendance: 600

Jinzhong College Gymnasium

Referees: Raul Oyarzun Aylagas (ESP) / Aritz Zaragueta (ESP)



Montenegro

1 Rončević T	s r sr	ar s r r s r r sr	r s s r	r r s s r a r	r r r r s r r r	s r	r r r r r r
2 Andrijašević S	e	gg	f g a t	f g	i		g
7 Lekić N	e a t	e a 2	g	a i t b	p f e f		t
8 Kuzman K							
9 Čeklić M		a	i t ba	g p	t t e	g	t2
10 Pelčić B	f						
11 Guberinić A					f		
13 Ramusović N	g g	ft	g		g g g		g a
14 Jovanović A							
16 Živković V						r	
17 Mitrović E	f f g t		g f i f i a	g g	a g g	c2 pc gg	a f f g t
20 Gasević K	g		g x e	g	t f		
23 Savić I		t g p				t f	
24 Grujić M		g	t		p		
26 Knežević M				t			g c2 t 2
27 Orbović A							

Norway

2 Aalstad A	g f	p g	f	ff t	f t f c g	g	g
4 Hagenes M					f		g ei g
6 Breen M					g f	g	t f a gi
8 Refsland V		f	g	f			
9 Barbosa S				g		a e	p g g
10 With S					g g	ei c	t g g
12 Langaard L	s s r r r r r r r	s r s r r r r	s r r r r r				
13 Leinan M		c			2	g 2	
17 Litland E			2	t f p			a
21 Gulbrandsen		b					
24 Ellingsen J	f	c t	g p	a f	f	a	
27 Halldórsson M	b fg f t	f a		a t g	f f f		
28 Hellebust H				r r s r r r r	r s r s s r s	r r r r r r r	
29 Löfstedt T			i g g g t f g 2	t b		g g	g t f
35 Langseth T	c fx		f 2	c			x
36 Gulliksen M		r					

In game	g Goal scored	f Missed shot	a Assist	t Technical faults	b Steal
2 2min suspension	e Earned 7m	c Committed 7m	y Yellow card	r Red Card	k Blue card
i Earned 2min.	x Block	4 4min suspension	p Pass for clear chance	s Saved shot	r Received goal