



# 25th IHF Women's Junior World Championship 2026



Final Round, Quarterfinals

Match Team Statistics

Match No. 83

## France 33 - 23 Montenegro

(20 - 13) (13 - 10)

2.7.2026. 16:00

Attendance: 2500

Jinzhong City Gymnasium

Referees: Nichlas Nygaard (DEN) / Jonas Primdahl (DEN)

### France

Players		Goals / shots									Attack					Def.			Penalties				TP			
#	Surname and name	S	Tot.	%	9m	6m	Wing	7m	FB	Brk.	LD	As.	PC	E7	E2	TF	St.	C7	Blk	YC	2m	R	B			
1	GONZALEZ Leane																								16:54	
4	GROS Blandine	S	6/7	86		2/2	4/5																		30:45	
5	BARBARIN Jade	S	2/2	100			1/1		1/1																31:54	
7	ABDOU Dawiya		8/8	100	1/1		2/2	1/1	2/2	2/2		1			1	1	1								44:39	
8	NAAL Liyah		1/3	33		0/1				0/1	1/1	3		2	1	1	1								30:41	
9	INJAI Zeina	S	3/9	33	2/8			1/1				3					4			1					35:48	
10	KOESTNER Claire	S	2/4	50	0/1	1/2					1/1	7	2			4	1								46:10	
13	FERDILUS Elea	S	4/6	67		3/5					1/1	1		1		1	2	1							46:32	
14	ATANGANA Yvana		0/1	0		0/1										1									3:50	
15	SAMAI Lyson		2/2	100		1/1		1/1											1						1:34	
16	GINDRO Romane	S	0/1	0							0/1						1								42:18	
17	CHANTELLY Melissa	S	2/3	67	0/1				1/1	1/1		1			3	3	1				1				42:14	
18	VAMA Mara															1									19:05	
19	LAMBET Lalie		1/1	100		1/1																1			13:15	
21	KINGUE Prunelle		2/4	50	1/3					1/1			1		2	2									14:21	
24	LANDRIAU Maelle																									
	Team / bench																									
	<b>TOTAL</b>		33/51	65	4/14	8/13	7/8	3/3	4/4	4/5	3/4	16	3	3	7	19	5	3	2	1	2	0	0			

Goalkeepers		Saves / shots								
#	Surname and name	Tot.	%	9m	6m	Wing	7m	FB	Brk.	LD
1	GONZALEZ Leane	4/10	40	1/1	1/3	1/3	1/2		0/1	
16	GINDRO Romane	9/26	35	1/9	2/3	1/3	1/1		4/10	
24	LANDRIAU Maelle									
	<b>TOTAL</b>	13/36	36	2/10	3/6	2/6	2/3	0/0	4/11	0/0

Coach: Baradat Eric

Number of attacks: 66, Efficiency: 50%, Average Duration: 23.74 seconds

### Attack by type of defense

	Shots	9m	6m	Wing	TF	E7	E2
On def. 6-0	7/11	2/6	4/4	1/1	7	0	1
On def. 5-1	16/29	2/8	4/9	6/7	12	3	6
Fastbreak	4/4				0	0	0

### Defense by type

	Total	9m	6m	Wing	Stl.	C7	2m
Def. 6-0	22/40	8/15	3/6	4/7	5	3	0
Fastbreak	0/0				0	0	2

### Attack with superiority / minority / goalkeeper out

	Attack				Reaction		
	Att.	Eff.	Shots	TF	FB	LD	Tot.
7 on 6 (GK out)	1	0%	0/0	1	0/0	0/0	0/0
6 on 6 (GK out)	2	0%	0/1	1	0/0	0/0	0/0
6 on 6	48	48%	23/33	15			
6 on 5	13	62%	8/11	2			
6 on 4	1	100%	1/1	0			
5 on 6	1	100%	1/1	0			

Player superiority / GK out counted at the end of attack (in case it changes during attack)

### Defense with superiority / minority / goalkeeper out

	Attack				Reaction		
	Att.	Eff.	Shots	TF	FB	LD	Tot.
7 on 6 (GK out)	29	45%	13/21	8	0/0	2/3	2/3
6 on 6 (GK out)	12	25%	3/7	5	1/1	1/1	2/2
6 on 6	16	38%	6/9	7			
5 on 6	2	0%	0/2	0			
7 on 5 (GK out)	1	0%	0/1	0	0/0	0/0	0/0
6 on 5	3	33%	1/2	1			

Numbers show attacking numbers of opponent. Lower efficiency of opponent means better defense of this team

# Jersey number Tot. Total shooting 6m 6m (line) shooting 9m 9m shooting Wng Wing shooting FB Fastbreak sh. 7m 7m penalty sh.  
 Brk. Breakthrough sh. LD Long distance sh. As. Assists PC Pass clear chance E7 Earned 7m pen. TF Technical faults St. Steals  
 2m 2m punishments C7. Committed 7m E2 Earned 2m pun. YC. Yellow cards R/B Red/Blue cards Blk. Blocks S Starting Line-up



# 25th IHF Women's Junior World Championship 2026



Final Round, Quarterfinals

Match Team Statistics

Match No. 83

## France 33 - 23 Montenegro

(20 - 13) (13 - 10)

2.7.2026. 16:00

Attendance: 2500

Jinzhong City Gymnasium

Referees: Nichlas Nygaard (DEN) / Jonas Primdahl (DEN)

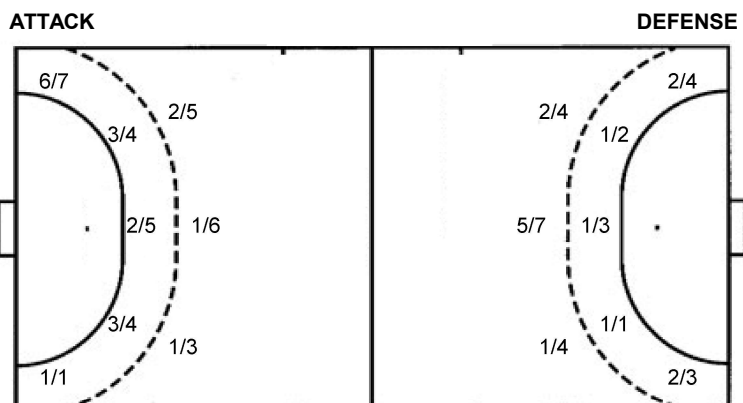
### Shot distribution by player

<b>4 B. Gros</b> 2/2 1/1 1/1 1/2 1/1	<b>5 J. Barbarin</b> 2/2	<b>7 D. Abdou</b> 1/1 lob 2/2 1/1 1/1 2/2	<b>8 L. Naal</b> 0/1 0/1 1/1	<b>9 Z. Injai</b> 1/1 0/1 2/2 0/1	<b>10 C. Koestner</b> 1/1 1/1 1 miss. 1 block	<b>13 E. Ferdilus</b> 2/3 1/1 1 miss.
<b>14 Y. Atangana</b> 0/1	<b>15 L. Samai</b> 2/2	<b>17 M. Chantelly</b> 1/1 0/1 1/1	<b>18 M. Vama</b>	<b>19 L. Lambet</b> 1/1	<b>21 P. Kingue</b> 1/1 0/1 0/1 1/1	<b>TOTAL</b> 5/6 1/2 3/3 4/6 1/1 0/3 7/8 5/7 6/6 4 miss. 3 block 1/1 lob

### Saves distribution goalkeepers

<b>1 L. Gonzalez</b> 0/3 1/1 1/2 2/2 0/2	<b>16 R. Gindro</b> 1/5 3/4 1/3 1/2 0/4 1/2 2/5	<b>24 M. Landriau</b>	<b>TOTAL</b> 1/8 3/4 2/4 1/2 1/6 3/4 2/7
---	--	-----------------------	---

### Shots by position



7m penalties 3/3  
Fastbreak 4/4  
Breakthrough 4/5  
Long dist. 3/4

7m penalties 1/3  
Fastbreak 0/0  
Breakthrough 7/12  
Long dist. 0/0

### Shooting statistics

Position	Goals	Sav.	Miss.	Post	Blk.	Total	%
Back (9m)	4	5	2	0	3	14	29
Line (6m)	8	3	2	0	0	13	62
Wing	7	1	0	0	0	8	88
7m penalties	3	0	0	0	0	3	100
Fastbreak	4	0	0	0	0	4	100
Breakthrough	4	1	0	0	0	5	80
<b>Total</b>	<b>30</b>	<b>10</b>	<b>4</b>	<b>0</b>	<b>3</b>	<b>47</b>	<b>64</b>

# Jersey number Tot. Total shooting 6m 6m (line) shooting 9m 9m shooting Wng Wing shooting FB Fastbreak sh. 7m 7m penalty sh.  
Brk. Breakthrough sh. LD Long distance sh. As. Assists PC Pass clear chance E7 Earned 7m pen. TF Technical faults St. Steals  
2m 2m punishments C7. Committed 7m E2 Earned 2m pun. YC. Yellow cards R/B Red/Blue cards Blk. Blocks S Starting Line-up

Handball statistics and livescore by Toma-soft ltd (www.toma-soft.hr)





# 25th IHF Women's Junior World Championship 2026



Final Round, Quarterfinals

Match Team Statistics  
Match No. 83

**France 33 - 23 Montenegro**  
(20 - 13) (13 - 10)

2.7.2026. 16:00  
Attendance: 2500  
Jinzhong City Gymnasium

Referees: Nichlas Nygaard (DEN) / Jonas Primdahl (DEN)

## Shot distribution by player

2 S. Andrijašević

1/2		
0/1		

1 miss. 1/1 lob

7 N. Lekić

	0/1	0/1

1 block

8 K. Kuzman


1 post

9 M. Ceklić

	0/1	
		1/1

1 miss.

10 B. Pelicić

	0/1	0/1

11 A. Guberinić

1/1		
1/2		

13 N. Ramusović

1/1		
0/1		

1 block

14 A. Jovanović


17 E. Mitrović

1/1		
0/1		1/2
2/2		2/2

1 post

20 K. Gasević


23 I. Savić

1/1	1/2	
1/1		
2/2	1/1	

1 miss.

24 M. Grujić

2/2	0/1	

26 M. Knežević

1/1		
	0/1	1/1

27 A. Orbović

		1/1

## TOTAL

7/8	1/4	
2/4		1/2
5/7	1/4	5/7

2 post 2 miss. 2 block 1/1 lob

## Saves distribution goalkeepers

1 T. Roncević

1/6	1/1	0/3
2/6		
0/7	1/2	0/6

16 V. Zivković

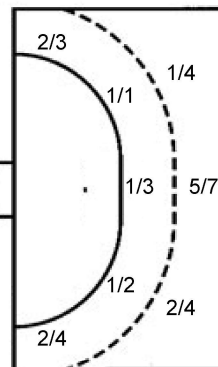
		3/3
1/1	1/2	

TOTAL

1/6	1/1	0/3
2/6		3/3
1/8	2/4	0/6

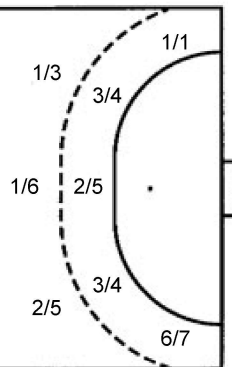
## Shots by position

### ATTACK



7m penalties 1/3  
Fastbreak 0/0  
Breakthrough 7/12  
Long dist. 0/0

### DEFENSE



7m penalties 3/3  
Fastbreak 4/4  
Breakthrough 4/5  
Long dist. 3/4

## Shooting statistics

Position	Goals	Sav.	Miss.	Post	Blk.	Total	%
Back (9m)	8	2	1	2	2	15	53
Line (6m)	3	3	0	0	0	6	50
Wing	4	3	0	0	0	7	57
7m penalties	1	2	0	0	0	3	33
Fastbreak	0	0	0	0	0	0	0
Breakthrough	7	4	1	0	0	12	58
<b>Total</b>	<b>23</b>	<b>14</b>	<b>2</b>	<b>2</b>	<b>2</b>	<b>43</b>	<b>53</b>

# Jersey number Tot. Total shooting 6m 6m (line) shooting 9m 9m shooting Wng Wing shooting FB Fastbreak sh. 7m 7m penalty sh.  
Brk. Breakthrough sh. LD Long distance sh. As. Assists PC Pass clear chance E7 Earned 7m pen. TF Technical faults St. Steals  
2m 2m punishments C7. Committed 7m E2 Earned 2m pun. YC. Yellow cards R/B Red/Blue cards Blk. Blocks S Starting Line-up

Handball statistics and livescore by Toma-soft ltd (www.toma-soft.hr)

