



25th IHF Women's Junior World Championship 2026



Main Round - Group IV, 1. round

Match Team Statistics
Match No. 63

Poland 23 - 29 Norway
(14 - 14) (9 - 15)

29.6.2026. 16:15
Attendance: 210
Jinzhong University
Gymnasium

Referees: Ruben Maia (POR) / Andre Nunes (POR)

Poland

#	Surname and name	S	Goals / shots									Attack				Def.			Penalties				TP	
			Tot.	%	9m	6m	Wing	7m	FB	Brk.	LD	As.	PC	E7	E2	TF	St.	C7	Blk	YC	2m	R		B
3	WRZESIŃSKA Marta	S	1/1	100		1/1									1	1	1							39:48
4	MACHNIO Michalina		3/4	75						3/4					3									17:41
5	MAZURKIEWICZ Maria	S	4/5	80	1/2			2/2		1/1		1	1		4		1							49:06
6	KĘPKA Lena	S	2/6	33			2/6					1												31:25
8	GARDIAN Natalia	S	1/5	20	0/3					1/2		2	3	1	1	2								40:57
9	GRZESISTA Julia		2/4	50	1/3							1/1	1			1		2						38:19
10	KRUPA Zuzanna															1								8:11
12	SMELCERZ Nina	S																						53:51
14	SCHLABS Maja		1/2	50	0/1				1/1					1										10:30
19	TROCHIMCZYK Inga																							2:01
22	BIESAGA Maria																							
30	PENTEK Maria																							5:19
42	CHWOJNICKA Zofia	S	4/4	100			3/3			1/1		1			3		1							60:00
44	ZIMNICKA Zuzanna	S	5/11	45	2/8				1/1	2/2		2	1	1	4	2								43:48
52	KANCZKOWSKA Małgorzata																							
77	SZYMANSKA Emilia		0/1	0			0/1					1				1								19:04
	Team / bench																							
	TOTAL		23/43	53	4/17	1/1	5/10	2/2	2/2	8/10	1/1	9	5	2	1	18	6	2	3	0	0	0	0	

#	Surname and name	Saves / shots								
		Tot.	%	9m	6m	Wing	7m	FB	Brk.	LD
12	SMELCERZ Nina	10/36	28	1/8	1/4	3/11	0/1	2/4	3/8	
30	PENTEK Maria	0/3	0			0/1	0/1		0/1	
	TOTAL	10/39	26	1/8	1/4	3/12	0/2	2/4	3/9	0/0

Coach: **Marek Jagodziński**

Number of attacks: 57, Efficiency: 40%, Average Duration: 33.58 seconds

Attack by type of defense

	Shots	9m	6m	Wing	TF	E7	E2
On def. 6-0	17/37	4/17	1/1	5/10	18	2	1
Fastbreak	2/2				0	0	0

Defense by type

	Total	9m	6m	Wing	Stl.	C7	2m
Def. 6-0	25/40	7/13	3/5	9/13	6	2	0
Fastbreak	2/4				0	0	0

Attack with superiority / minority / goalkeeper out

	Attack				Reaction		
	Att.	Eff.	Shots	TF	FB	LD	Tot.
7 on 6 (GK out)	2	0%	0/1	1	0/0	0/0	0/0
6 on 6	49	41%	20/34	15			
6 on 5	6	50%	3/4	2			

Player superiority / GK out counted at the end of attack (in case it changes during attack)

Defense with superiority / minority / goalkeeper out

	Attack				Reaction		
	Att.	Eff.	Shots	TF	FB	LD	Tot.
7 on 6 (GK out)	1	100%	1/1	0	0/0	0/0	0/0
6 on 6 (GK out)	4	25%	1/3	1	0/0	1/1	1/1
6 on 6	52	52%	27/40	12			

Numbers show attacking numbers of opponent. Lower efficiency of opponent means better defense of this team

Jersey number Tot. Total shooting 6m 6m (line) shooting 9m 9m shooting Wng Wing shooting FB Fastbreak sh. 7m 7m penalty sh.
Brk. Breakthrough sh. LD Long distance sh. As. Assists PC Pass clear chance E7 Earned 7m pen. TF Technical faults St. Steals
2m 2m punishments C7. Committed 7m E2 Earned 2m pun. YC. Yellow cards R/B Red/Blue cards Blk. Blocks S Starting Line-up



25th IHF Women's Junior World Championship 2026



Main Round - Group IV, 1. round

Match Team Statistics

Match No. 63

Poland 23 - 29 Norway

(14 - 14) (9 - 15)

29.6.2026. 16:15

Attendance: 210

Jinzhong University

Gymnasium

Referees: Ruben Maia (POR) / Andre Nunes (POR)

Shot distribution by player

3 M. Wrzesińska

1/1		

4 M. Machnio

		1/1
		2/2
		0/1

5 M. Mazurkiewicz

2/2		
1/1		1/1

1 block

6 L. Kepka

	0/1	
		0/1
0/1	0/1	1/1

1/1 lob

8 N. Gardian

0/1		
	0/2	1/2

9 J. Grzesista

		1/1
	1/1	

2 miss.

10 Z. Krupa

14 M. Schlabs

0/1		1/1

19 I. Trochimczyk

22 M. Biesaga

42 Z. Chwojnicka

1/1		
2/2		
	1/1	

44 Z. Zimnicka

1/1		0/1
		1/1
1/1		2/3

2 post 1 miss. 1 block

52 M. Kanczkowska

77 E. Szymańska

0/1		

TOTAL

2/2	0/1	2/3
4/5		3/4
3/6	2/5	6/9

2 post 3 miss. 2 block 1/1 lob

Saves distribution goalkeepers

12 N. Smelcerz

1/4	2/2	
2/5	1/1	2/6
1/10	1/3	0/5

30 M. Pentek

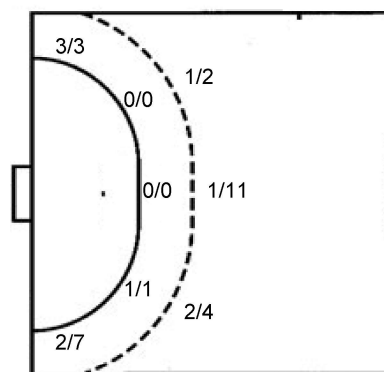
0/2		
0/1		

TOTAL

1/4	2/2	
2/7	1/1	2/6
1/11	1/3	0/5

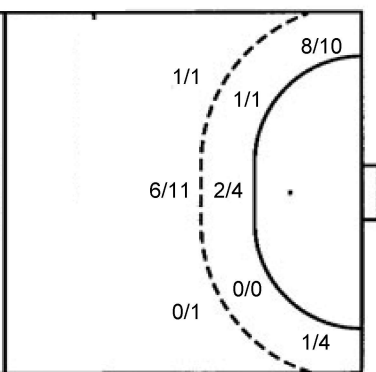
Shots by position

ATTACK



7m penalties	2/2
Fastbreak	2/2
Breakthrough	8/10
Long dist.	1/1

DEFENSE



7m penalties	2/2
Fastbreak	2/4
Breakthrough	6/9
Long dist.	0/0

Shooting statistics

Position	Goals	Sav.	Miss.	Post	Blk.	Total	%
Back (9m)	4	6	3	2	2	17	24
Line (6m)	1	0	0	0	0	1	100
Wing	5	5	0	0	0	10	50
7m penalties	2	0	0	0	0	2	100
Fastbreak	2	0	0	0	0	2	100
Breakthrough	8	2	0	0	0	10	80
Total	22	13	3	2	2	42	52

Jersey number Tot. Total shooting 6m 6m (line) shooting 9m 9m shooting Wng Wing shooting FB Fastbreak sh. 7m 7m penalty sh.
 Brk. Breakthrough sh. LD Long distance sh. As. Assists PC Pass clear chance E7 Earned 7m pen. TF Technical faults St. Steals
 2m 2m punishments C7. Committed 7m E2 Earned 2m pun. YC. Yellow cards R/B Red/Blue cards Blk. Blocks S Starting Line-up

Handball statistics and livescore by Toma-soft ltd (www.toma-soft.hr)



25th IHF Women's Junior World Championship 2026



Main Round - Group IV, 1. round

Match Team Statistics
Match No. 63

Poland 23 - 29 Norway
(14 - 14) (9 - 15)

29.6.2026. 16:15
Attendance: 210
Jinzhong University
Gymnasium

Referees: Ruben Maia (POR) / Andre Nunes (POR)

Norway

#	Surname and name	S	Goals / shots								Attack				Def.			Penalties			TP							
			Tot.	%	9m	6m	Wing	7m	FB	Brk.	LD	As.	PC	E7	E2	TF	St.	C7	Blk	YC		2m	R	B				
2	AALSTAD Ada		3/9	33	0/5			2/2				1/2				3												22:35
4	HAGENES Maia Matre		0/1	0							0/1																	16:10
6	BREEN Milla Haugerstuen	S	9/11	82			8/10				1/1																	41:05
8	REFSLAND Vilde																											17:23
9	BARBOSA Sara Benedicte Fredheim		3/3	100	2/2						1/1				1	1	1											22:04
10	WITH Synne	S	2/7	29			1/4				1/3																	38:45
12	LANGAARD Leah Isabell	S													1													57:50
13	LEINAN Maja	S	3/4	75		3/4																						46:03
17	LITLAND Edle Eik		1/1	100	1/1										1	1												14:01
21	GULBRANDSEN Vanessa Braten		1/1	100							1/1																	21:10
24	ELLINGSEN Julie	S	6/7	86	3/3	0/1					3/3				6		1											45:25
27	HALLDORSSON Mali	S	1/2	50	1/2										5	2												45:59
28	HELLEBUST Hennie Nygard																											0:08
29	LOFSTEDT Thea Ellen																											
35	LANGSETH Thilla Karoline Molle	S	0/1	0							0/1																	31:22
36	GULLIKSEN Maja Linnea																											
	Team / bench																											
	TOTAL		29/47	62	7/13	3/5	9/14	2/2	2/4	6/9	0/0	13	8	2	0	13	7	2	2	0	2	0	0					

#	Surname and name	Saves / shots								
		Tot.	%	9m	6m	Wing	7m	FB	Brk.	LD
12	LANGAARD Leah Isabell	13/34	38	6/10	0/1	5/10	0/1	0/2	2/10	
28	HELLEBUST Hennie Nygard	0/1	0				0/1			
36	GULLIKSEN Maja Linnea									
	TOTAL	13/35	37	6/10	0/1	5/10	0/2	2/2	2/10	0/0

Coach: **Axel Stefansson**

Number of attacks: 57, Efficiency: 51%, Average Duration: 29.58 seconds

Attack by type of defense

	Shots	9m	6m	Wing	TF	E7	E2
On def. 6-0	25/40	7/13	3/5	9/13	13	2	0
Fastbreak	2/4				0	0	0

Defense by type

	Total	9m	6m	Wing	Stl.	C7	2m
Def. 6-0	17/37	4/17	1/1	5/10	7	2	0
Fastbreak	2/2				0	0	2

Attack with superiority / minority / goalkeeper out

	Attack				Reaction		
	Att.	Eff.	Shots	TF	FB	LD	Tot.
7 on 6 (GK out)	1	100%	1/1	0	0/0	0/0	0/0
6 on 6 (GK out)	4	25%	1/3	1	0/0	1/1	1/1
6 on 6	52	52%	27/40	12			

Player superiority / GK out counted at the end of attack (in case it changes during attack)

Defense with superiority / minority / goalkeeper out

	Attack				Reaction		
	Att.	Eff.	Shots	TF	FB	LD	Tot.
7 on 6 (GK out)	2	0%	0/1	1	0/0	0/0	0/0
6 on 6	49	41%	20/34	15			
6 on 5	6	50%	3/4	2			

Numbers show attacking numbers of opponent. Lower efficiency of opponent means better defense of this team

Jersey number Tot. Total shooting 6m 6m (line) shooting 9m 9m shooting Wng Wing shooting FB Fastbreak sh. 7m 7m penalty sh.
Brk. Breakthrough sh. LD Long distance sh. As. Assists PC Pass clear chance E7 Earned 7m pen. TF Technical faults St. Steals
2m 2m punishments C7. Committed 7m E2 Earned 2m pun. YC. Yellow cards R/B Red/Blue cards Blk. Blocks S Starting Line-up

Handball statistics and livescore by Toma-soft ltd (www.toma-soft.hr)



25th IHF Women's Junior World Championship 2026



Main Round - Group IV, 1. round

Match Team Statistics

Match No. 63

Poland 23 - 29 Norway

(14 - 14) (9 - 15)

29.6.2026. 16:15

Attendance: 210

Jinzhong University

Gymnasium

Referees: Ruben Maia (POR) / Andre Nunes (POR)

Shot distribution by player

2 A. Aalstad

0/1	0/1	
3/3		

3 post 1 block

4 M. Hagenes

		0/1

6 M. Breen

1/1	0/1	1/1
4/4	2/2	1/1

1 miss.

8 V. Refsland

9 S. Barbosa

3/3		

10 S. With

	0/1	
0/1		
0/1	0/1	2/2

1 post

13 M. Leinan

0/1		2/2
		1/1

17 E. Litland

1/1		

21 V. Gulbrandsen

1/1		

24 J. Ellingsen

1/1		
1/1		1/1
2/2		1/1

1 block

27 M. Halldorsson

1/1		

1 block

29 T. Löfstedt

35 T. Langseth

		0/1

TOTAL

3/4	0/2	
5/7	0/1	4/6
10/11	2/3	5/5

4 post 1 miss. 3 block

Saves distribution goalkeepers

12 L. Langaard

0/2	1/1	1/3
1/4		1/4
3/6	3/4	3/9

28 H. Hellebust

0/1		

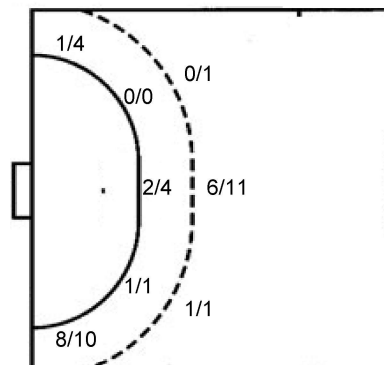
36 M. Gulliksen

TOTAL

0/2	1/1	1/3
1/5		1/4
3/6	3/4	3/9

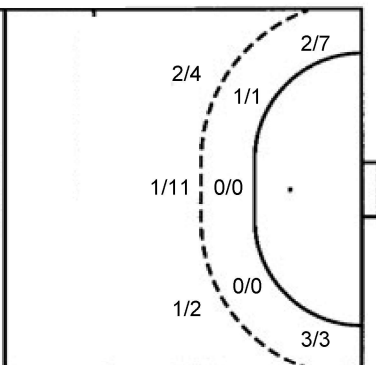
Shots by position

ATTACK



7m penalties 2/2
Fastbreak 2/4
Breakthrough 6/9
Long dist. 0/0

DEFENSE



7m penalties 2/2
Fastbreak 2/2
Breakthrough 8/10
Long dist. 1/1

Shooting statistics

Position	Goals	Sav.	Miss.	Post	Blk.	Total	%
Back (9m)	7	1	0	3	2	13	54
Line (6m)	3	1	0	0	1	5	60
Wing	9	3	1	1	0	14	64
7m penalties	2	0	0	0	0	2	100
Fastbreak	2	2	0	0	0	4	50
Breakthrough	6	3	0	0	0	9	67
Total	29	10	1	4	3	47	62

Jersey number Tot. Total shooting 6m 6m (line) shooting 9m 9m shooting Wng Wing shooting FB Fastbreak sh. 7m 7m penalty sh.
Brk. Breakthrough sh. LD Long distance sh. As. Assists PC Pass clear chance E7 Earned 7m pen. TF Technical faults St. Steals
2m 2m punishments C7. Committed 7m E2 Earned 2m pun. YC. Yellow cards R/B Red/Blue cards Blk. Blocks S Starting Line-up

Handball statistics and livescore by Toma-soft ltd (www.toma-soft.hr)



25th IHF Women's Junior World Championship 2026



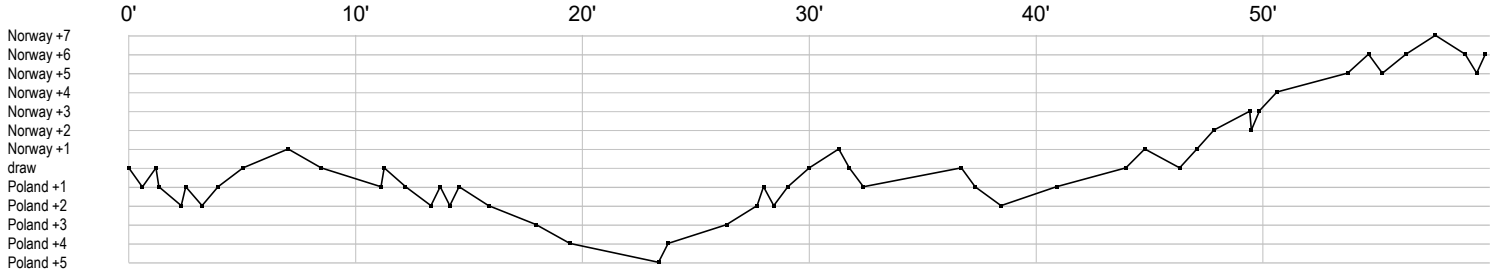
Main Round - Group IV, 1. round

Match Team Statistics
Match No. 63

Poland 23 - 29 Norway
(14 - 14) (9 - 15)

29.6.2026. 16:15
Attendance: 210
Jinzhong University
Gymnasium

Referees: Ruben Maia (POR) / Andre Nunes (POR)



Poland

3	Wrzesińska M	t g	b	c
4	Machnio M	gt t	f g t g	
5	Mazurkiewicz	g g t	t	tp x a g
6	Kępką L	f f	g a g f	f
8	Gardian N	t i p a p	f g f	p t f f ea
9	Grzesista J	x	x g a g	b f f
10	Krupa Z			b
12	Smelcerz N	r r r r s sr s	r s r r s s	r r r r r sr r s r s r r r r r r r
14	Schlabs M		g t f	
19	Trochimczyk I			
22	Biesaga M			
30	Pentek M			r r r
42	Chwojnicka Z	g	t g t	a g t g c
44	Zimnicka Z	a g g t f b g	te f p t	bg f t a f f f g
52	Kanczkowska			
77	Szymańska E	b a	f	

Norway

2	Aalstad A	f g	p t	f2	f p f f p	f	g g
4	Hagenes M			f			
6	Breen M	g g t g	b t b	g	t f f	g	g g g
8	Refsland V						
9	Barbosa S		t p	t g		g g a	e
10	With S	f f	f f			g gf	
12	Langaard L	r r r r p sr	sr r r	r r r r s sr s	r s	r r s r r s	s r sr s r s s r
13	Leinan M	g 2	b		fg	g	b
17	Litland E			p t t b a g			
21	Gulbrandsen			t g			
24	Ellingsen J		g g	g a g a	a	g a	a ft e a g t t
27	Halldorsson M	a a a f	g t		p		ap a
28	Hellebust H						f
29	Löfstedt T						
35	Langseth T	f	c	x b			b c
36	Gulliksen M						

In game	g Goal scored	f Missed shot	a Assist	t Technical faults	b Steal
2 2min suspension	e Earned 7m	c Committed 7m	y Yellow card	r Red Card	k Blue card
i Earned 2min.	x Block	4 4min suspension	p Pass for clear chance	s Saved shot	r Received goal