



25th IHF Women's Junior World Championship 2026



Preliminary Round - Group H, 3. round

Match Team Statistics

Match No. 47

Norway 27 - 22 Faroe Islands

(12 - 10) (15 - 12)

27.6.2026. 16:15

Attendance: 403

Jinzhong University

Gymnasium

Referees: Ante Mikelic (CRO) / Petar Paradina (CRO)

Shot distribution by player

2 A. Aalstad

2/2		
0/1		
2/3		1/1

4 M. Hagenes

		1/1

1/1 lob

6 M. Breen

		1/1
2/2	0/1	

8 V. Refsland

		0/1
	1/1	1/1

2 post

9 S. Barbosa

	0/1	

10 S. With

1/1		1/1

13 M. Leinan

1/1	1/1	0/1
		2/2
		2/2

1 miss.

17 E. Litland

1/1		

2 miss.

21 V. Gulbrandsen

24 J. Ellingsen

1/1		
		1/2

1 block

27 M. Halldorsson

		2/2
		1/2

29 T. Löfstedt

0/1		1/1
		0/1

2 miss.

35 T. Langseth

1 post

TOTAL

5/6	1/1	5/7
0/1		4/7
5/6	1/3	5/5

3 post 5 miss. 1 block 1/1 lob

Saves distribution goalkeepers

12 L. Langaard

0/2		1/1
1/2	2/2	
0/6	1/4	3/8

28 H. Hellebust

36 M. Gulliksen

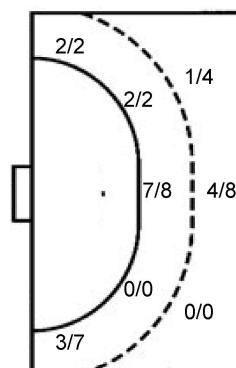
	1/1	
1/3		0/2

TOTAL

0/2	1/1	1/1
1/2	2/2	
1/9	1/4	3/10

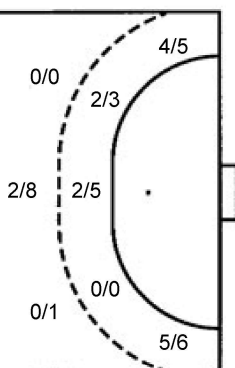
Shots by position

ATTACK



7m penalties	3/5
Fastbreak	0/0
Breakthrough	3/6
Long dist.	2/4

DEFENSE



7m penalties	2/2
Fastbreak	0/1
Breakthrough	5/9
Long dist.	0/0

Shooting statistics

Position	Goals	Sav.	Miss.	Post	Blk.	Total	%
Back (9m)	5	4	2	0	1	12	42
Line (6m)	9	1	0	0	0	10	90
Wing	5	2	0	2	0	9	56
7m penalties	3	2	0	0	0	5	60
Fastbreak	0	0	0	0	0	0	0
Breakthrough	3	1	1	1	0	6	50
Total	25	10	3	3	1	42	60

Jersey number Tot. Total shooting 6m 6m (line) shooting 9m 9m shooting Wng Wing shooting FB Fastbreak sh. 7m 7m penalty sh.
 Brk. Breakthrough sh. LD Long distance sh. As. Assists PC Pass clear chance E7 Earned 7m pen. TF Technical faults St. Steals
 2m 2m punishments C7. Committed 7m E2 Earned 2m pun. YC. Yellow cards R/B Red/Blue cards Blk. Blocks S Starting Line-up

Handball statistics and livescore by Toma-soft ltd (www.toma-soft.hr)



25th IHF Women's Junior World Championship 2026



Preliminary Round - Group H, 3. round

Match Team Statistics

Match No. 47

Norway 27 - 22 Faroe Islands

(12 - 10) (15 - 12)

27.6.2026. 16:15

Attendance: 403

Jinzhong University

Gymnasium

Referees: Ante Mikelic (CRO) / Petar Paradina (CRO)

Faroe Islands

#	Surname and name	S	Goals / shots								Attack				Def.			Penalties				TP		
			Tot.	%	9m	6m	Wing	7m	FB	Brk.	LD	As.	PC	E7	E2	TF	St.	C7	Bik	YC	2m		R	B
2	CHRISTIANSEN Rakul	S	3/4	75			3/4									1	1							51:29
3	MAGNUSARDÓTTIR Helena Dahl	S															1			1				24:40
4	JACOBSEN Arnfríd											1	1	1										4:19
7	JOHANNENSEN Joan	S	6/6	100			6/6								1		1				1			51:00
8	JOENSEN Rakul Borgarlíð	S	5/9	56	1/3			2/2		2/4		5	1			1								46:38
9	REGINSDÓTTIR Ró		2/4	50	1/2					1/2		4	4	1	3	4		1						39:45
10	EYSTBERG Silja		2/7	29	0/4	1/1				1/2		3	2		3	1								32:48
11	DJURHUUS Agatha	S	1/2	50		1/2										1				1				41:20
13	KJARBAK Karin Elisabet Leonsdóttir	S	2/4	50		1/3				1/1						1		1			1			26:55
15	LAURSEN Mira Bendix		0/2	0		0/1		0/1							1									6:33
16	Á NEYSTABO Gylta	S																						32:05
17	ÍSVELD Lív Rouch																							17:57
18	HANSEN Asta Sofia Finsdóttir																							
19	STORUSTOVU Eivor														1		1	1			1			26:26
22	JANSDÓTTIR Marjun Kristina		1/2	50		1/2																2		14:08
51	BEDER Maria																							3:57
	Team / bench														1									
	TOTAL		22/40	55	2/9	4/8	9/11	2/2	0/1	5/9	0/0	12	7	2	4	15	3	5	1	1	6	0	0	

#	Surname and name	Saves / shots								
		Tot.	%	9m	6m	Wing	7m	FB	Brk.	LD
16	Á NEYSTABO Gylta	9/30	30	4/9	0/7	2/6	2/4		1/4	
51	BEDER Maria	1/5	20		1/3	0/1	0/1			
	TOTAL	10/35	29	4/9	1/10	2/7	2/5	0/0	1/4	0/0

Coach: Helgi Hildarson Hoydal

Number of attacks: 54, Efficiency: 41%, Average Duration: 41.24 seconds

Attack by type of defense

	Shots	9m	6m	Wing	TF	E7	E2
On def. 6-0	18/35	2/9	4/8	8/10	12	2	4
On def. 5-1	2/2	0/0	0/0	1/1	3	0	0
Fastbreak	0/1				0	0	0

Defense by type

	Total	9m	6m	Wing	Stl.	C7	2m
Def. 6-0	13/20	3/7	6/7	2/4	2	3	0
Def. 3-2-1	7/13	2/5	3/3	2/2	1	2	0
Fastbreak	0/0				0	0	6

Attack with superiority / minority / goalkeeper out

	Attack				Reaction		
	Att.	Eff.	Shots	TF	FB	LD	Tot.
7 on 6 (GK out)	30	30%	9/20	10	0/0	1/3	1/3
6 on 6 (GK out)	8	63%	5/5	3	0/0	1/1	1/1
6 on 6	8	25%	2/7	1			
7 on 5 (GK out)	7	71%	5/6	1	0/0	0/0	0/0
7 on 4 (GK out)	1	100%	1/1	0	0/0	0/0	0/0

Player superiority / GK out counted at the end of attack (in case it changes during attack)

Defense with superiority / minority / goalkeeper out

	Attack				Reaction		
	Att.	Eff.	Shots	TF	FB	LD	Tot.
6 on 6 (GK out)	6	50%	3/4	2	0/0	0/0	0/0
6 on 5 (GK out)	1	100%	1/1	0	0/0	0/0	0/0
6 on 6	37	46%	17/31	6			
6 on 5	10	60%	6/9	1			
6 on 4	1	0%	0/0	1			

Numbers show attacking numbers of opponent. Lower efficiency of opponent means better defense of this team

Jersey number Tot. Total shooting 6m 6m (line) shooting 9m 9m shooting Wng Wing shooting FB Fastbreak sh. 7m 7m penalty sh.
 Brk. Breakthrough sh. LD Long distance sh. As. Assists PC Pass clear chance E7 Earned 7m pen. TF Technical faults St. Steals
 2m 2m punishments C7. Committed 7m E2 Earned 2m pun. YC. Yellow cards R/B Red/Blue cards Blk. Blocks S Starting Line-up



25th IHF Women's Junior World Championship 2026



Preliminary Round - Group H, 3. round

Match Team Statistics

Match No. 47

Norway 27 - 22 Faroe Islands

(12 - 10) (15 - 12)

27.6.2026. 16:15

Attendance: 403

Jinzhong University

Gymnasium

Referees: Ante Mikelic (CRO) / Petar Paradina (CRO)

Shot distribution by player

2 R. Christiansen

		2/2

1 miss. 1/1 lob

3 H. Magnusardóttir

4 A. Jacobsen

7 J. Johannensen

1/1		
3/3	1/1	1/1

8 R. Joensen

		0/1
1/1		
2/2		2/4

1 block

9 R. Reginsdóttir

	0/1	
1/1	1/1	

1 miss.

10 S. Eystberg

0/1		
	1/2	1/1

2 miss. 1 block

11 A. Djurhuus

	0/1	
1/1		

13 K. Kjarbak

1/1		
	0/1	
		1/1

0/1 lob

15 M. Laursen

		0/1

1 post

17 L. Ísfeld

18 A. Hansen

19 E. Í Stórustovu

22 M. Jansdóttir

	1/2	

TOTAL

2/2	0/1	0/1
1/2	0/2	
8/9	3/4	7/10

1 post 4 miss. 2 block 1/2 lob

Saves distribution goalkeepers

16 G. Á Neystabo

1/6		1/4
1/1		3/7
1/6	2/2	0/3

51 M. Beder

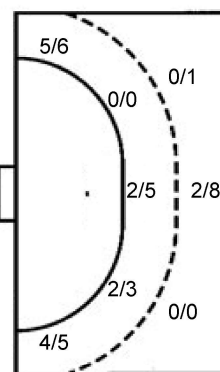
		1/3
		0/2

TOTAL

1/6		2/7
1/1		3/7
1/6	2/2	0/5

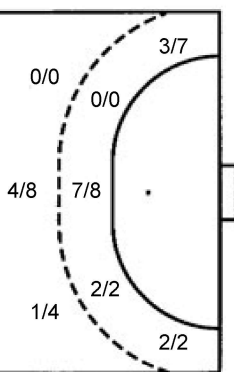
Shots by position

ATTACK



7m penalties	2/2
Fastbreak	0/1
Breakthrough	5/9
Long dist.	0/0

DEFENSE



7m penalties	3/5
Fastbreak	0/0
Breakthrough	3/6
Long dist.	2/4

Shooting statistics

Position	Goals	Sav.	Miss.	Post	Blk.	Total	%
Back (9m)	2	2	3	0	2	9	22
Line (6m)	4	4	0	0	0	8	50
Wing	9	1	1	0	0	11	82
7m penalties	2	0	0	0	0	2	100
Fastbreak	0	0	0	1	0	1	0
Breakthrough	5	4	0	0	0	9	56
Total	22	11	4	1	2	40	55

Jersey number Tot. Total shooting 6m 6m (line) shooting 9m 9m shooting Wng Wing shooting FB Fastbreak sh. 7m 7m penalty sh.
 Brk. Breakthrough sh. LD Long distance sh. As. Assists PC Pass clear chance E7 Earned 7m pen. TF Technical faults St. Steals
 2m 2m punishments C7. Committed 7m E2 Earned 2m pun. YC. Yellow cards R/B Red/Blue cards Blk. Blocks S Starting Line-up

Handball statistics and livescore by Toma-soft ltd (www.toma-soft.hr)



25th IHF Women's Junior World Championship 2026



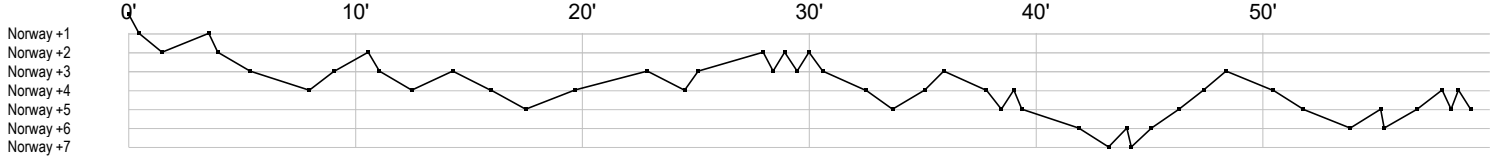
Preliminary Round - Group H, 3. round

Match Team Statistics
Match No. 47

Norway 27 - 22 Faroe Islands
(12 - 10) (15 - 12)

27.6.2026. 16:15
Attendance: 403
Jinzhong University
Gymnasium

Referees: Ante Mikelic (CRO) / Petar Paradina (CRO)



Norway

2 Aalstad A	a g a t f f t	g	g	t t	g
4 Hagenes M		b g e			g 2c
6 Breen M	g a b g f g				
8 Refsland V	f		g	g f	f
9 Barbosa S		t f	2c		
10 With S		2		g	g
12 Langaard L	s s t r s r r s	r s s r r r r r	s s r r r s	r r r r r	
13 Leinan M	g g g		g f	g g	f
17 Litland E		a p a f i t f	ie		g p e a a
21 Gulbrandsen					
24 Ellingsen J	t g e	f g	f a		
27 Halldorsson M	x g a p	t f	a g a t i e	g a	
28 Hellebust H					
29 Löfstedt T				f f	f p g a
35 Langseth T	y 2	a	f a p	x	
36 Gulliksen M					s r r r r

Faroe Islands

2 Christiansen		g	t b	g	g	f
3 Magnusardóttir				2c		
4 Jacobsen A						t i e
7 Johannensen	t	g g	2c	g g g	g	g
8 Joensen R	f a	f t g	a g	p a	g f a f	g g a
9 Reginsdóttir R	g t f f g	p i i a	t a	ie	a a p p t c	
10 Eystberg S	f f b	g t p	f a	a t f f g p	t a	
11 Djurhuus A	b y				g f	
13 Kjarbak K		c f t f	2		g	g
15 Laursen M				f f t		
16 Á Neystabo G	r r r r s r	s r s	r s s r r r	r r r r r r	r r r s	s r r
17 Ísfeld L						
18 Hansen A						
19 Í Stórustovu E		2	c	x		t
22 Jansdóttir M		2 2	g			
51 Beder M						r r s r r

In game	g Goal scored	f Missed shot	a Assist	t Technical faults	b Steal
2 2min suspension	e Earned 7m	c Committed 7m	y Yellow card	r Red Card	k Blue card
i Earned 2min.	x Block	4 4min suspension	p Pass for clear chance	s Saved shot	r Received goal