



25th IHF Women's Junior World Championship 2026



Preliminary Round - Group G, 2. round

Match Team Statistics

Match No. 22

Tunisia 24 - 32 Hungary

(10 - 14) (14 - 18)

25.6.2026. 11:45

Attendance: 100

Jinzhong University

Gymnasium

Referees: Petar Paradina (CRO) / Ante Mikelic (CRO)

Shot distribution by player

3 N. Lahouel

		2/3
		1/1

1 post

5 D. Ben Ameer

2/2		

1 miss. 1 block

7 M. Yazidi

1/1	0/1	1/1
		0/1
		1/1

3 post 1 miss.

9 Y. Chaabani

10 N. Ghoul

0/1		1/1
2/2	1/2	

1 post 1 miss.

11 C. Slama

1/1		
		1/1
1/1	0/1	

18 Y. Mostefaoui

0/1		

1 post

21 R. Cherif

0/1		
1/2		2/2

1 miss.

25 E. Khelifi

37 L. Essaied

44 S. Ferchichi

1/1		

79 N. Ouni

1/1	1/1	1/1
1/1		

1 post 1 miss.

99 I. Chouk

		1/3

TOTAL

4/4	1/2	4/5
1/4		2/3
6/7	1/3	5/7

6 post 4 miss. 1 block

Saves distribution goalkeepers

16 T. Abid

0/2		0/1
0/4	0/1	3/4

33 Y. Louhichi

76 A. Boudhaouia

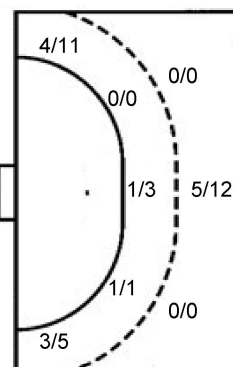
0/2	1/2	0/2
1/2		0/2
3/10	2/4	3/7

TOTAL

0/4	1/2	0/3
1/2		0/2
3/14	2/5	6/11

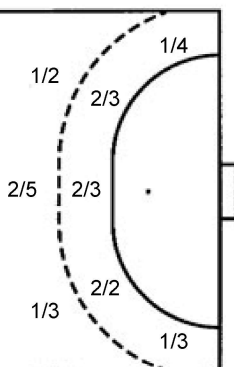
Shots by position

ATTACK



7m penalties	1/4
Fastbreak	2/2
Breakthrough	7/8
Long dist.	0/0

DEFENSE



7m penalties	3/4
Fastbreak	2/2
Breakthrough	14/20
Long dist.	1/1

Shooting statistics

Position	Goals	Sav.	Miss.	Post	Blk.	Total	%
Back (9m)	5	2	3	1	1	12	42
Line (6m)	2	1	0	1	0	4	50
Wing	7	5	1	3	0	16	44
7m penalties	1	2	0	1	0	4	25
Fastbreak	2	0	0	0	0	2	100
Breakthrough	7	1	0	0	0	8	88
Total	24	11	4	6	1	46	52

Jersey number Tot. Total shooting 6m 6m (line) shooting 9m 9m shooting Wng Wing shooting FB Fastbreak sh. 7m 7m penalty sh.
 Brk. Breakthrough sh. LD Long distance sh. As. Assists PC Pass clear chance E7 Earned 7m pen. TF Technical faults St. Steals
 2m 2m punishments C7. Committed 7m E2 Earned 2m pun. YC. Yellow cards R/B Red/Blue cards Blk. Blocks S Starting Line-up



25th IHF Women's Junior World Championship 2026



Preliminary Round - Group G, 2. round

Match Team Statistics
Match No. 22

Tunisia 24 - 32 Hungary
(10 - 14) (14 - 18)

25.6.2026. 11:45
Attendance: 100
Jinzhong University
Gymnasium

Referees: Petar Paradina (CRO) / Ante Mikelic (CRO)

Hungary

#	Surname and name	S	Goals / shots								Attack					Def.			Penalties				TP														
			Tot.	%	9m	6m	Wing	7m	FB	Brk.	LD	As.	PC	E7	E2	TF	St.	C7	Blk	YC	2m	R		B													
7	VADKERTI Luca		2/2	100											3	1																					42:23
8	FEHÉR Luca		2/3	67				1/2			1/1							1	2																	22:46	
16	HORVÁTH Zselda																																			29:03	
19	FAZEKAS Virág		4/7	57	0/1				1/2				3/4		1	3				1																10:58	
26	KACSÓ Noémi	S	3/4	75			1/1	0/1					2/2							1																20:02	
41	BALÁZS Bítia	S	1/2	50			1/1	0/1																												30:00	
49	SZEIBERT Anna Rebeka	S	3/6	50	2/4						1/1	0/1			1																					36:55	
55	VARGA Katalin	S	2/3	67			1/2						1/1		1					2																49:18	
57	KECELI-MÉSZÁROS Renáta	S	1/4	25									1/4		2		1			1																19:33	
66	RÉDECSI Polett	S	1/4	25	0/2			0/1					1/1		1						2															27:20	
67	TEPLÁN Korina		2/3	67				1/2																												27:06	
73	SZÁR Evelin																																				
74	SERES Liza		1/2	50			1/2																													21:59	
77	KRISTON Kíra		6/7	86			2/2							4/5		1	1	2	1		1															42:23	
78	PÁLMAI Liza		4/5	80	2/3				2/2						2		1	1	1																	12:22	
85	MAJOROS Gréta	S																																		27:28	
	Team / bench																																				
	TOTAL		32/52	62	4/10	6/8	2/7	3/4	2/2	14/20	1/1				10	6	4	5	9	2	4	1	0	5	0	0											

#	Surname and name	Saves / shots								
		Tot.	%	9m	6m	Wing	7m	FB	Brk.	LD
16	HORVÁTH Zselda	7/23	30	0/3	1/2	3/7	2/3	0/2	1/6	
85	MAJOROS Gréta	4/12	33	2/4	0/1	2/5			0/2	
	TOTAL	11/35	31	2/7	1/3	5/12	2/3	0/2	1/8	0/0

Coach: **Beáta Bohus**

Number of attacks: 58, Efficiency: 55%, Average Duration: 25.31 seconds

Attack by type of defense

	Shots	9m	6m	Wing	TF	E7	E2
On def. 6-0	26/44	4/10	6/7	2/7	9	4	5
Fastbreak	2/2				0	0	0

Defense by type

	Total	9m	6m	Wing	Stl.	C7	2m
Def. 6-0	21/40	5/12	2/4	7/16	2	4	0
Fastbreak	2/2				0	0	5

Attack with superiority / minority / goalkeeper out

	Attack				Reaction		
	Att.	Eff.	Shots	TF	FB	LD	Tot.
6 on 6 (GK out)	7	43%	3/6	1	0/0	0/0	0/0
6 on 6	38	50%	19/31	7			
5 on 6	2	50%	1/1	1			
6 on 5	11	82%	9/11	0			

Player superiority / GK out counted at the end of attack (in case it changes during attack)

Defense with superiority / minority / goalkeeper out

	Attack				Reaction		
	Att.	Eff.	Shots	TF	FB	LD	Tot.
7 on 6 (GK out)	1	0%	0/0	1	0/0	0/0	0/0
6 on 6 (GK out)	10	40%	4/7	3	0/0	1/1	1/1
6 on 6	36	47%	17/26	10			
6 on 5	11	27%	3/8	3			

Numbers show attacking numbers of opponent. Lower efficiency of opponent means better defense of this team

Jersey number Tot. Total shooting 6m 6m (line) shooting 9m 9m shooting Wng Wing shooting FB Fastbreak sh. 7m 7m penalty sh.
Brk. Breakthrough sh. LD Long distance sh. As. Assists PC Pass clear chance E7 Earned 7m pen. TF Technical faults St. Steals
2m 2m punishments C7. Committed 7m E2 Earned 2m pun. YC. Yellow cards R/B Red/Blue cards Blk. Blocks S Starting Line-up



25th IHF Women's Junior World Championship 2026



Preliminary Round - Group G, 2. round

Match Team Statistics

Match No. 22

Tunisia 24 - 32 Hungary

(10 - 14) (14 - 18)

25.6.2026. 11:45

Attendance: 100

Jinzhong University

Gymnasium

Referees: Petar Paradina (CRO) / Ante Mikelic (CRO)

Shot distribution by player

7 L. Vadkerti 1/1 1/1	8 L. Fehér 1/1 1/2	19 V. Fazekas 2/2 0/2 1 miss.	26 N. Kacsó 0/1 2/2 1/1	41 B. Balázs 1/1 0/1	49 A. Szeibert 1/1 0/1 1 post 1 miss.	55 K. Varga 1/1 1/1 1 post
57 R. Keceli-Mészáros 1/1 0 post	66 P. Rédeczi 0/2 1/2	67 K. Teplán 1/1 1 post 1/1 lob	73 E. Szár	74 L. Seres 0/1 1/1	77 K. Kriston 1/1 2/3 2/2 1/1	78 L. Pálmai 1/1 2/2 1/1 1 miss.

TOTAL

4/4	1/2	3/3
1/2		2/2
11/14	4/6	5/11

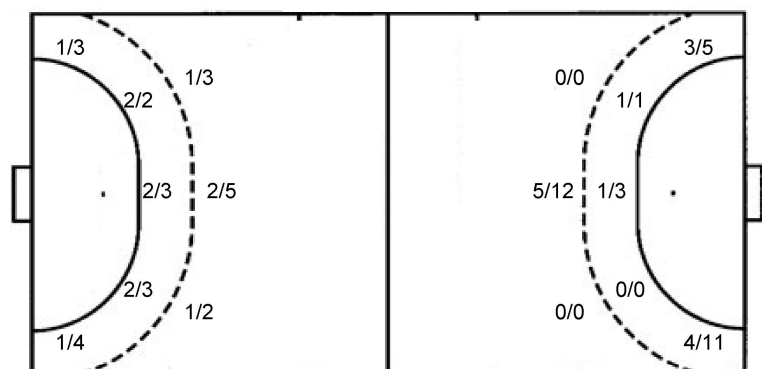
4 post 3 miss. 1/1 lob

Saves distribution goalkeepers

16 Z. Horváth 1/4 3/4 1/6 1/1 1/6	85 G. Majoros 0/4 1/2 0/1 1/2 1/1	TOTAL 0/4 1/2 1/5 3/4 1/3 1/7 2/3 2/7
---	---	--

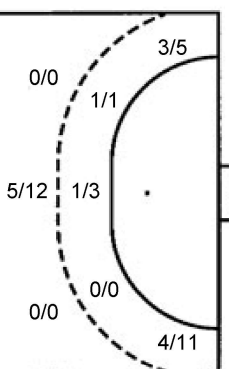
Shots by position

ATTACK



7m penalties	3/4
Fastbreak	2/2
Breakthrough	14/20
Long dist.	1/1

DEFENSE



7m penalties	1/4
Fastbreak	2/2
Breakthrough	7/8
Long dist.	0/0

Shooting statistics

Position	Goals	Sav.	Miss.	Post	Blk.	Total	%
Back (9m)	4	3	2	1	0	10	40
Line (6m)	6	1	0	1	0	8	75
Wing	2	4	0	1	0	7	29
7m penalties	3	1	0	0	0	4	75
Fastbreak	2	0	0	0	0	2	100
Breakthrough	14	4	1	1	0	20	70
Total	31	13	3	4	0	51	61

Jersey number Tot. Total shooting 6m 6m (line) shooting 9m 9m shooting Wng Wing shooting FB Fastbreak sh. 7m 7m penalty sh.
 Brk. Breakthrough sh. LD Long distance sh. As. Assists PC Pass clear chance E7 Earned 7m pen. TF Technical faults St. Steals
 2m 2m punishments C7. Committed 7m E2 Earned 2m pun. YC. Yellow cards R/B Red/Blue cards Blk. Blocks S Starting Line-up

Handball statistics and livescore by Toma-soft ltd (www.toma-soft.hr)



25th IHF Women's Junior World Championship 2026



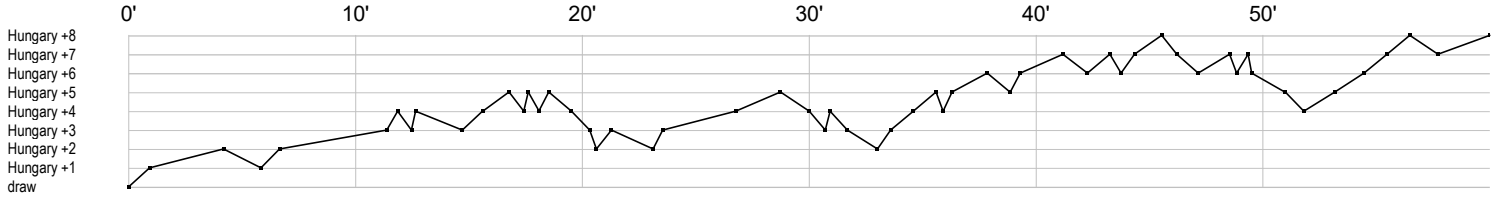
Preliminary Round - Group G, 2. round

Match Team Statistics
Match No. 22

Tunisia 24 - 32 Hungary
(10 - 14) (14 - 18)

25.6.2026. 11:45
Attendance: 100
Jinzhong University
Gymnasium

Referees: Petar Paradina (CRO) / Ante Mikelic (CRO)



Tunisia

3 Lahouel N	g f	f	g g
5 Ben Ameur D	f g	ba	g t t t f
7 Yazidi M	f ei	f f g f	g f g
9 Chaabani Y			t
10 Ghoul N	ie t t ip	a g	bg f g f
11 Slama C		t	g g g c2 f
16 Abid T		r	s r r s r r r s
18 Mostefaoui Y		c	f
21 Cherif R	f	f p c2	g f p t g g a e a t
25 Khelifi E			
33 Louhichi Y			
37 Essaied L			
44 Ferchichi S		g	2c
76 Boudhaouia A	sr s r sr s	r r r r r r r r s r sr	r r r r r r r r
79 Ouni N	a p t	g p 2	g t g a a p g f a p
99 Chouk I		a a pe t p	g 2 t f t f

Hungary

7 Vadkerti L		g t	p a a a g
8 Fehér L		ei	g f g i
16 Horváth Z	s r	rr s s r	s s r r r r r r r r s r r s r r
19 Fazekas V		g	f p a g t g p g f p f
26 Kacsó N	2c	g f 2	g
41 Balázs B			g f
49 Szeibert A	g a g t 2	f	g f t 2 f
55 Varga K	b	xf	a b g g
57 Keceli-Mészáros	f t fa f e a	g	
66 Rédeczi P	f 2c	c	p f g f
67 Teplán K			g g f
73 Szár E			
74 Seres L			f t g
77 Kriston K	g f t g g gi		p c g ei g
78 Pálmai L		g	t g jea g a f
85 Majoros G		s r r r r r	r r s s r

In game	g Goal scored	f Missed shot	a Assist	t Technical faults	b Steal
2 2min suspension	e Earned 7m	c Committed 7m	y Yellow card	r Red Card	k Blue card
i Earned 2min.	x Block	4 4min suspension	p Pass for clear chance	s Saved shot	r Received goal