





# 25th IHF Women's Junior World Championship 2026



Final Round, 17-18. place

## Match Team Statistics

Match No. 108

## Egypt 26 - 29 Croatia

(11 - 12) (15 - 17)

3.7.2026. 18:30

Attendance: 780

Zhongdu Campus

Gymnasium

Referees: Mathilde Counil (FRA) / Loriane Lamour (FRA)

### Shot distribution by player

2 R. Khaled Hussien Ahmed

		1/1

4 J. Yasser Hussien

	1/1	
0/1		

1 miss.

5 B. Ahmed Abdelmoezz

2/2		0/1

9 S. Elsheref

	0/1	
1/1	0/1	
2/3		

2 miss. 2 block

10 M. Ashraf Abdelnaser

		1/1

21 S. Essam Abouelazaiem

		0/1

23 J. Mahmoud Eisa

		1/1
1/1	1/2	

30 R. Ahmed


39 J. Tamer Abdallah

	0/1	0/1

1 post

68 N. Tamer Ataweya

1/1		
2/2		

70 R. Mohamed Abdelsalam

	3/3	
0/2		
	1/2	

1 post

80 A. Said Fayed

		1/1

88 S. Mahmoud Deabes


99 J. Waled Ghonim

1/1		
		0/1
3/3	0/1	3/3

1 miss.

### TOTAL

2/2	3/4	1/1
1/3	1/2	1/3
10/12	2/6	5/7

2 post 4 miss. 2 block

### Saves distribution goalkeepers

1 J. Salama

		0/3
	0/2	

98 G. Sayed

1/2	3/3	1/4
0/1	2/2	2/4
0/5	1/5	1/5

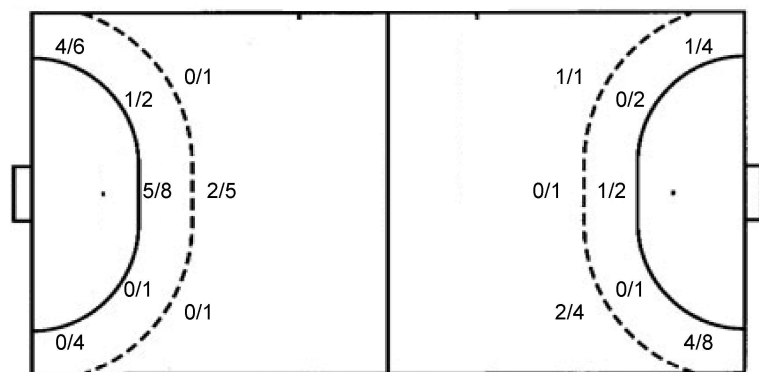
### TOTAL

1/2	3/3	1/4
0/1	2/2	2/7
0/5	1/7	1/5

### Shots by position

ATTACK

DEFENSE



7m penalties 4/8  
Fastbreak 0/0  
Breakthrough 9/11  
Long dist. 1/1

7m penalties 8/10  
Fastbreak 1/3  
Breakthrough 8/11  
Long dist. 3/3

### Shooting statistics

Position	Goals	Sav.	Miss.	Post	Blk.	Total	%
Back (9m)	2	2	2	0	1	7	29
Line (6m)	6	4	0	0	1	11	55
Wing	4	3	1	2	0	10	40
7m penalties	4	3	1	0	0	8	50
Fastbreak	0	0	0	0	0	0	0
Breakthrough	9	2	0	0	0	11	82
<b>Total</b>	<b>25</b>	<b>14</b>	<b>4</b>	<b>2</b>	<b>2</b>	<b>47</b>	<b>53</b>

# Jersey number Tot. Total shooting 6m 6m (line) shooting 9m 9m shooting Wng Wing shooting FB Fastbreak sh. 7m 7m penalty sh.  
Brk. Breakthrough sh. LD Long distance sh. As. Assists PC Pass clear chance E7 Earned 7m pen. TF Technical faults St. Steals  
2m 2m punishments C7. Committed 7m E2 Earned 2m pun. YC. Yellow cards R/B Red/Blue cards Blk. Blocks S Starting Line-up

Handball statistics and livescore by Toma-soft ltd (www.toma-soft.hr)



# 25th IHF Women's Junior World Championship 2026



Final Round, 17-18. place

Match Team Statistics

Match No. 108

## Egypt 26 - 29 Croatia

(11 - 12) (15 - 17)

3.7.2026. 18:30

Attendance: 780

Zhongdu Campus

Gymnasium

Referees: Mathilde Cournil (FRA) / Loriane Lamour (FRA)

### Croatia

Players		Goals / shots									Attack				Def.			Penalties				TP			
#	Surname and name	S	Tot.	%	9m	6m	Wing	7m	FB	Brk.	LD	As.	PC	E7	E2	TF	St.	C7	Blk	YC	2m		R	B	
1	PUDIĆ Lara	S																							54:26
3	IVANČIĆ Una	S	0/3	0	0/1	0/2						1					1	3			2				42:01
5	ČIČAK Antea	S	2/4	50	1/3					1/1		3	3	2		4	2								49:56
6	RUSAN Lorena																								
7	RENIĆ Lucija		4/8	50			4/8									1									46:36
11	BRUSIĆ Mirna	S	14/17	82	1/1	1/1		8/9		3/5	1/1			2	2			2							39:19
12	KRALJEVIĆ Nika																								0:23
18	ZUBAC Josipa	S	7/11	64	1/1		0/1		1/3	3/4	2/2				1	1		1	1			1			55:04
20	ČOVIĆ Tara	S	1/4	25		0/1	1/3							1	2	2	1						2		59:08
21	ĐELEKOVIĆ Tara	S	1/2	50		0/1				1/1		2	3	3		3	2	1	2		1				59:40
23	ROGOŠIĆ Gabriela																	1							7:04
25	DANANIĆ Dora																								
26	JANKOVIĆ Leona																								2:14
31	MARINIĆ Lorena																								1:23
33	JOSIPOVIĆ Vlatka																								
34	MIKLIĆ Jana		0/1	0			0/1																		2:46
	Team / bench																								
	TOTAL		29/50	58	3/6	1/5	5/12	8/10	1/3	8/11	3/3	6	9	10	3	9	6	8	2	1	6	0	0		

Goalkeepers		Saves / shots								
#	Surname and name	Tot.	%	9m	6m	Wing	7m	FB	Brk.	LD
1	PUDIĆ Lara	13/37	35	2/4	4/10	3/7	2/5		2/11	
12	KRALJEVIĆ Nika	1/2	50				1/2			
	TOTAL	14/39	36	2/4	4/10	3/7	3/7	0/0	2/11	0/0

Coach: Vedran Krkač

Number of attacks: 57, Efficiency: 51%, Average Duration: 30.21 seconds

### Attack by type of defense

	Shots	9m	6m	Wing	TF	E7	E2
On def. 6-0	6/14	1/3	0/2	2/5	3	4	1
On def. 5-1	1/2	0/0	0/0	1/1	1	1	1
On def. 4-2	9/17	2/3	0/2	2/6	4	4	1
On def. 3-3	0/0	0/0	0/0	0/0	1	1	0
Fastbreak	1/3				0	0	0

### Defense by type

	Total	9m	6m	Wing	Stl.	C7	2m
Def. 6-0	21/38	2/7	6/10	4/10	6	8	0
Fastbreak	0/0				0	0	6

### Defense with superiority / minority / goalkeeper out

	Attack				Reaction		
	Att.	Eff.	Shots	TF	FB	LD	Tot.
7 on 6 (GK out)	17	53%	9/13	4	0/0	1/1	1/1
7 on 5 (GK out)	2	50%	1/2	0	0/0	0/0	0/0
6 on 6 (GK out)	5	40%	2/5	0	0/0	2/2	2/2
6 on 6	23	35%	8/15	8			
6 on 5	9	56%	5/9	0			
6 on 4	2	50%	1/2	0			

Numbers show attacking numbers of opponent. Lower efficiency of opponent means better defense of this team

### Attack with superiority / minority / goalkeeper out

	Attack				Reaction		
	Att.	Eff.	Shots	TF	FB	LD	Tot.
7 on 6 (GK out)	3	0%	0/3	0	0/0	0/0	0/0
6 on 6 (GK out)	8	75%	6/8	0	0/0	0/0	0/0
5 on 6 (GK out)	1	0%	0/0	1	0/0	1/1	1/1
6 on 6	37	43%	16/29	8			
6 on 5	8	88%	7/8	0			

Player superiority / GK out counted at the end of attack (in case it changes during attack)

# Jersey number Tot. Total shooting 6m 6m (line) shooting 9m 9m shooting Wng Wing shooting FB Fastbreak sh. 7m 7m penalty sh.  
 Brk. Breakthrough sh. LD Long distance sh. As. Assists PC Pass clear chance E7 Earned 7m pen. TF Technical faults St. Steals  
 2m 2m punishments C7. Committed 7m E2 Earned 2m pun. YC. Yellow cards R/B Red/Blue cards Blk. Blocks S Starting Line-up



# 25th IHF Women's Junior World Championship 2026



Final Round, 17-18. place

## Match Team Statistics

Match No. 108

## Egypt 26 - 29 Croatia

(11 - 12) (15 - 17)

3.7.2026. 18:30

Attendance: 780

Zhongdu Campus

Gymnasium

Referees: Mathilde Cournil (FRA) / Loriane Lamour (FRA)

### Shot distribution by player

#### 3 U. Ivančić

0/1		
	0/1	0/1

#### 5 A. Čičak

	2/2	0/1

1 block

#### 6 L. Rusan


#### 7 L. Renić

	0/1	
	0/1	
	3/4	

1 post 1/1 lob

#### 11 M. Brusić

		1/2
1/1	1/1	4/5
2/2	1/1	4/4

1 post

#### 18 J. Zubac

1/1	0/1	2/2
	2/2	1/1
1/1		

1 post 2 miss.

#### 20 T. Čović

	0/1	
1/1		

2 post

#### 21 T. Đelekovičan

1/1		

1 miss.

#### 23 G. Rogošić


#### 25 D. Dananić


#### 26 L. Janković


#### 31 L. Marinić


#### 33 V. Josipović


#### 34 J. Miklić


1 post

### TOTAL

1/2	0/3	3/4
1/1	3/5	5/7
5/5	6/7	4/5

6 post 3 miss. 1 block 1/1 lob

### Saves distribution goalkeepers

#### 1 L. Pudić

0/2	1/4	0/1
2/3	1/1	1/2
2/11	4/6	2/7

#### 12 N. Kraljević

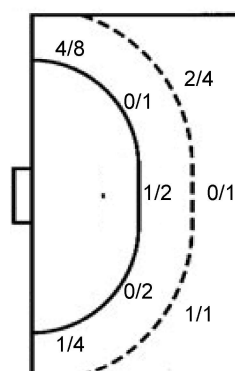
		1/1
0/1		

#### TOTAL

0/2	1/4	0/1
2/3	1/1	2/3
2/12	4/6	2/7

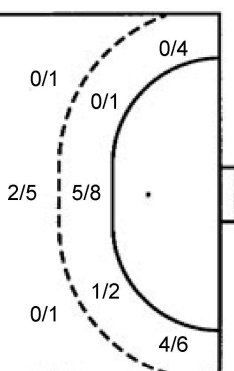
### Shots by position

#### ATTACK



7m penalties 8/10  
Fastbreak 1/3  
Breakthrough 8/11  
Long dist. 3/3

#### DEFENSE



7m penalties 4/8  
Fastbreak 0/0  
Breakthrough 9/11  
Long dist. 1/1

### Shooting statistics

Position	Goals	Sav.	Miss.	Post	Blk.	Total	%
Back (9m)	3	2	0	0	1	6	50
Line (6m)	1	2	1	1	0	5	20
Wing	5	5	0	2	0	12	42
7m penalties	8	1	0	1	0	10	80
Fastbreak	1	0	2	0	0	3	33
Breakthrough	8	1	0	2	0	11	73
<b>Total</b>	<b>26</b>	<b>11</b>	<b>3</b>	<b>6</b>	<b>1</b>	<b>47</b>	<b>55</b>

# Jersey number Tot. Total shooting 6m 6m (line) shooting 9m 9m shooting Wng Wing shooting FB Fastbreak sh. 7m 7m penalty sh.  
Brk. Breakthrough sh. LD Long distance sh. As. Assists PC Pass clear chance E7 Earned 7m pen. TF Technical faults St. Steals  
2m 2m punishments C7. Committed 7m E2 Earned 2m pun. YC. Yellow cards R/B Red/Blue cards Blk. Blocks S Starting Line-up

Handball statistics and livescore by Toma-soft ltd (www.toma-soft.hr)

