



2019 IHF Men's Youth (U19) World Championship

North Macedonia (Skopje)

Placement Match 3-4



Match Team Statistics

Match No. 91

Portugal 27 - 35 Denmark

(11 - 15) (16 - 20)

18.8.2019. 15:30

Attendance: 200

SC Boris Trajkovski

Referees: Maike Merz (GER) / Tanja Schilha (GER)

Portugal

Players		Goals / shots									Attack					Def.			Penalties			TP				
#	Surname and name	S	Tot.	%	9m	6m	Wing	7m	FB	Brk.	LD	As.	PC	E7	E2	TF	St.	C7	Blk	YC	2m	R	B			
2	FERREIRA Diogo	S	3/3	100			3/3																		30:01	
3	SOUSA Andre		4/7	57	3/4			0/1		1/2		3													13:12	
4	MORAIS Filipe		3/3	100				2/2	1/1																19:00	
5	NEVES Daniel		0/1	0	0/1											1									11:13	
7	SOUSA Tiago		2/3	67		2/3								3	2	1		1							56:07	
8	OLIVEIRA Gustavo	S																							8:24	
9	JOSE Andre	S	2/5	40	0/2			1/2		1/1		1		1		2									17:31	
10	RIBEIRO Joel	S	3/8	38	1/6					2/2		1	2												48:33	
11	TALMAZAN Vitor	S	1/2	50			0/1		1/1																28:55	
12	OLIVEIRA Francisco	S																							50:01	
13	SALVADOR Salvador	S	4/9	44	3/8					1/1		2	1			1	1								47:43	
16	MAGALHAES Alexandre																								13:13	
17	SILVA Jose		2/2	100		2/2										1		1							10:22	
18	VIEIRA Daniel		1/2	50	1/2																				12:45	
19	NOGUEIRA Goncalo		0/1	0			0/1																		30:00	
23	COSTA Martim		2/7	29	0/3	0/1		0/1		2/2				2	1			1	1			1			23:00	
	Team / bench																									
	UKUPNO		27/53	51	8/26	4/6	3/5	3/6	2/2	7/8	0/0	7	3	6	3	6	1	3	1	0	3	0	0			

Goalkeepers		Saves / shots								
#	Surname and name	Tot.	%	9m	6m	Wing	7m	FB	Brk.	LD
12	OLIVEIRA Francisco	10/38	26	8/25	0/3	1/2	0/2	1/2	0/4	
16	MAGALHAES Alexandre	0/6	0	0/4		0/1	0/1			
	TOTAL	10/44	23	8/29	0/3	1/3	0/3	1/2	0/4	0/0

Coach: Carlos Martingo

Number of attacks: 59, Efficiency: 46%, Average Duration: 32.1 seconds

Attack by type of defense

	Shots	9m	6m	Wing	TF	E7	E2
On def. 6-0	22/45	8/26	4/6	3/5	6	6	3
Fastbreak	2/2				0	0	0

Attack with goalkeeper out

	Attack				Reaction		
	Att.	Eff.	Shots	TF	FB	LD	Tot.
GK out (7 on 6)	4	75%	3/4	0	0/0	0/0	0/0
GK out pl. minority	2	50%	1/2	0	0/0	0/0	0/0
GK in	53	43%	23/47	6	1/2	1/1	2/3

GK out attack is counted if one part or whole attack was GK out

Attack with player superiority/minority

	Attack				Reaction		
	Att.	Eff.	Shots	TF	FB	LD	Tot.
Superiority +1	7	43%	3/6	1	0/0	0/0	0/0
Normal	42	48%	20/38	5	1/2	0/0	1/2
Minority -1	7	43%	3/6	0	0/0	1/1	1/1

Player superiority counted at the end of attack (in case it changes during attack)

Defense by type

	Total	9m	6m	Wing	Stl.	C7	2m
Def. 6-0	17/26	11/20	1/1	2/2	1	2	2
Def. 5-1	10/14	9/12	1/1	0/1	0	1	1
Def. 4-2	3/3	1/1	1/1	0/0	0	0	0
Fastbreak	1/2				0	0	0

Defense with opponent goalkeeper out

	Attack				Reaction		
	Att.	Eff.	Shots	TF	FB	LD	Tot.
GK in	58	60%	35/49	11	2/2	0/0	2/2

Defense with player superiority/minority

	Attack				Reaction		
	Att.	Eff.	Shots	TF	FB	LD	Tot.
Minority -1	9	78%	7/7	2	0/0	0/0	0/0
Normal	41	63%	26/37	6	2/2	0/0	2/2
Superiority +1	5	20%	1/2	3	0/0	0/0	0/0

Jersey number Tot. Total shooting 6m 6m (line) shooting 9m 9m shooting Wng. Wing shooting FB Fastbreak sh. 7m 7m penalty sh.
 Brk. Breakthrough sh. LD Long distance sh. As. Assists PC Pass clear chance E7 Earned 7m pen. TF Technical faults St. Steals
 2m 2m punishments C7. Committed 7m E2 Eamed 2m pun. YC. Yellow cards R/B Red/Blue cards Blk. Blocks S Starting Line-up



2019 IHF Men's Youth (U19) World Championship

North Macedonia (Skopje)

Placement Match 3-4



Match Team Statistics

Match No. 91

Portugal 27 - 35 Denmark

(11 - 15) (16 - 20)

18.8.2019. 15:30

Attendance: 200

SC Boris Trajkovski

Referees: Maike Merz (GER) / Tanja Schilha (GER)

Shot distribution by player

2 D. Ferreira

		3/3

3 A. Sousa

1/1		
		3/3

1 post

4 F. Morais

2/2		
		1/1

5 D. Neves

1 block

7 T. Sousa

1/1	1/1	

8 G. Oliveira

9 A. Jose

		1/1
		1/1

10 J. Ribeiro

1/1	1/1	1/1

2 post 2 miss.

11 V. Talmazan

		1/1

13 S. Salvador

		1/1
2/2		1/1

2 post

17 J. Silva

1/1		1/1

18 D. Vieira

1/1		

1 miss.

19 G. Nogueira

1 post

23 M. Costa

1/1		1/1

2 post

TOTAL

6/6	2/2	7/7
4/4		8/8

8 post 3 miss. 1 block

Saves distribution goalkeepers

12 F. Oliveira

0/11	0/4	0/9
	0/1	0/4

16 A. Magalhaes

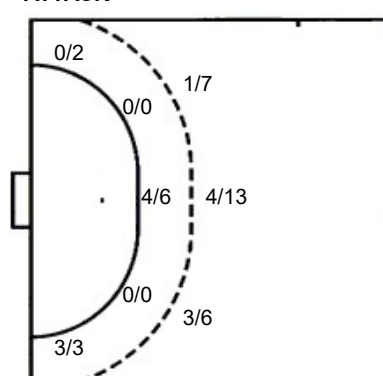
0/2	0/1	0/1
		0/2

TOTAL

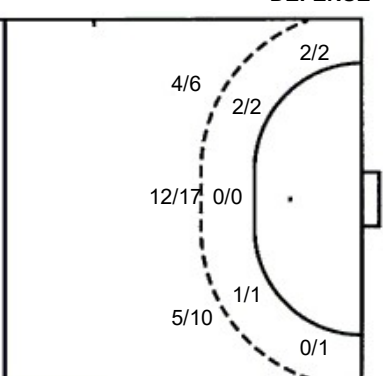
0/13	0/5	0/10
	0/1	0/6

Shots by position

ATTACK



DEFENSE



7m penalties 3/6
Fastbreak 2/2
Breakthrough 7/8
Long dist. 0/0

7m penalties 3/3
Fastbreak 1/2
Breakthrough 4/4
Long dist. 1/1

Shooting statistics

Position	Goals	Sav.	Miss.	Post	Blk.	Total	%
Back (9m)	8	8	3	6	1	26	31
Line (6m)	4	2	0	0	0	6	67
Wing	3	1	0	1	0	5	60
7m penalties	3	2	0	1	0	6	50
Fastbreak	2	0	0	0	0	2	100
Breakthrough	7	1	0	0	0	8	88
Total	27	14	3	8	1	53	51



2019 IHF Men's Youth (U19) World Championship

North Macedonia (Skopje)

Placement Match 3-4



Match Team Statistics

Match No. 91

Portugal 27 - 35 Denmark

(11 - 15) (16 - 20)

18.8.2019. 15:30

Attendance: 200

SC Boris Trajkovski

Referees: Maike Merz (GER) / Tanja Schilha (GER)

Denmark

Players		Goals / shots									Attack					Def.			Penalties			TP				
#	Surname and name	S	Tot.	%	9m	6m	Wing	7m	FB	Brk.	LD	As.	PC	E7	E2	TF	St.	C7	Blk	YC	2m	R	B			
1	RUGHAVE Svend Bro	S																							17:49	
3	JACOBSEN Steven P.	S	1/1	100		1/1								2	1			2							3	40:17
4	BEUSCHAU Anders		2/2	100		2/2										1		2								28:07
8	KATBALLE CHRISTENSEN Jon		1/3	33	1/3							2						1								19:19
9	CAMPBELL Matias R.	S	2/5	40	1/4					1/1		1			1											36:27
11	WOSNIAK Oliver																									
14	LARSEN Magnus	S														2										6:12
15	REINHOLDT LEGER Lauritz		4/6	67	2/3				0/1	2/2				1	1	3			1							34:37
16	LARSEN Oliver														1											39:21
17	CIESLAK Jeppe M.	S	6/6	100	1/1			2/2	3/3																	48:40
18	FILTENBORG Anton Krogh	S	0/1	0				0/1								1										33:33
19	HOXER HANGAARD Mads	S	10/12	83	10/12								1													40:12
21	JESSEN Emil		8/12	67	5/9				1/1	1/1	1/1	3				2		1								42:35
24	JUHL REFSGAARD Oliver		1/1	100	1/1																					28:58
25	SONN Sasser																									3:53
	Team / bench																									
	UKUPNO		35/49	71	21/33	3/3	2/3	3/3	1/2	4/4	1/1	6	1	3	2	11	0	6	1	0	3	0	0			

Goalkeepers		Saves / shots								
#	Surname and name	Tot.	%	9m	6m	Wing	7m	FB	Brk.	LD
1	RUGHAVE Svend Bro	2/10	20	1/3	1/1	0/2	0/1	0/1	0/2	
16	LARSEN Oliver	12/31	39	7/13	1/5	1/2	2/4	0/1	1/6	
	TOTAL	14/41	34	8/16	2/6	1/4	2/5	1/2	1/8	0/0

Coach: Simon S. Sorensen

Number of attacks: 58, Efficiency: 60%, Average Duration: 29.4 seconds

Attack by type of defense

	Shots	9m	6m	Wing	TF	E7	E2
On def. 6-0	17/26	11/20	1/1	2/2	7	2	1
On def. 5-1	10/14	9/12	1/1	0/1	4	1	1
On def. 4-2	3/3	1/1	1/1	0/0	0	0	0
Fastbreak	1/2				0	0	0

Defense by type

	Total	9m	6m	Wing	Stl.	C7	2m
Def. 6-0	22/45	8/26	4/6	3/5	0	6	3
Fastbreak	2/2				0	0	0

Attack with goalkeeper out

	Attack				Reaction		
	Att.	Eff.	Shots	TF	FB	LD	Tot.
GK in	58	60%	35/49	11	2/2	0/0	2/2

GK out attack is counted if one part or whole attack was GK out

Defense with opponent goalkeeper out

	Attack				Reaction		
	Att.	Eff.	Shots	TF	FB	LD	Tot.
GK out (7 on 6)	4	75%	3/4	0	0/0	0/0	0/0
GK in	53	43%	23/47	6	1/2	1/1	2/3

Attack with player superiority/minority

	Attack				Reaction		
	Att.	Eff.	Shots	TF	FB	LD	Tot.
Superiority +1	9	78%	7/7	2	0/0	0/0	0/0
Normal	41	63%	26/37	6	2/2	0/0	2/2
Minority -1	5	20%	1/2	3	0/0	0/0	0/0

Player superiority counted at the end of attack (in case it changes during attack)

Defense with player superiority/minority

	Attack				Reaction		
	Att.	Eff.	Shots	TF	FB	LD	Tot.
Minority -1	7	43%	3/6	1	0/0	0/0	0/0
Normal	42	48%	20/38	5	1/2	0/0	1/2
Superiority +1	7	43%	3/6	0	0/0	1/1	1/1

Jersey number Tot. Total shooting 6m 6m (line) shooting 9m 9m shooting Wng. Wing shooting FB Fastbreak sh. 7m 7m penalty sh.
 Brk. Breakthrough sh. LD Long distance sh. As. Assists PC Pass clear chance E7 Earned 7m pen. TF Technical faults St. Steals
 2m 2m punishments C7. Committed 7m E2 Earned 2m pun. YC. Yellow cards R/B Red/Blue cards Blk. Blocks S Starting Line-up



2019 IHF Men's Youth (U19) World Championship

North Macedonia (Skopje)

Placement Match 3-4



Match Team Statistics

Match No. 91

Portugal 27 - 35 Denmark

(11 - 15) (16 - 20)

18.8.2019. 15:30

Attendance: 200

SC Boris Trajkovski

Referees: Maike Merz (GER) / Tanja Schilha (GER)

Shot distribution by player

3 S. Jacobsen

		1/1

4 A. Beuschau

	1/1	1/1

8 J. Katballe Christensen

		1/1

1 miss.

9 M. Campbell

2/2		

1 post

11 O. Wosniak

14 M. Larsen

15 L. Reinholdt Leger

	1/1	3/3

17 J. Cieslak

3/3		2/2
		1/1

18 A. Filtenborg

19 M. Hoxer Hangaard

5/5	2/2	1/1
	1/1	1/1

21 E. Jessen

2/2	1/1	1/1
		4/4

1 post 1 block

24 O. Juhl Refsgaard

1/1		

25 S. Sonn

TOTAL

13/13	5/5	10/10
	1/1	6/6

2 post 1 miss. 1 block

Saves distribution goalkeepers

1 S. Rughave

		0/6
0/1		0/1

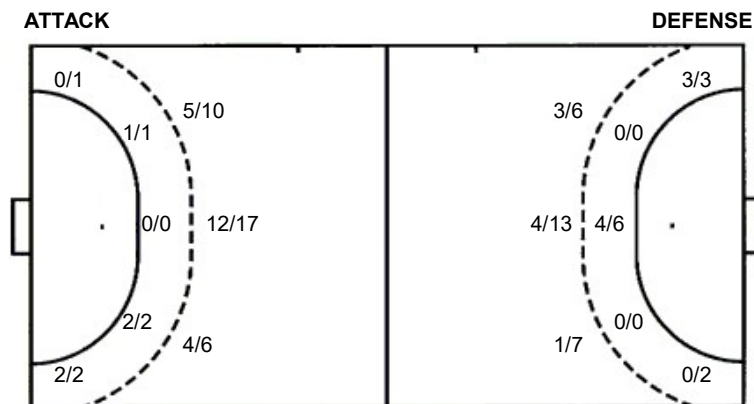
16 O. Larsen

0/6	0/2	0/1
0/3		0/7

TOTAL

0/6	0/2	0/7
0/4		0/8

Shots by position



Shooting statistics

Position	Goals	Sav.	Miss.	Post	Blk.	Total	%
Back (9m)	21	8	1	2	1	33	64
Line (6m)	3	0	0	0	0	3	100
Wing	2	1	0	0	0	3	67
7m penalties	3	0	0	0	0	3	100
Fastbreak	1	1	0	0	0	2	50
Breakthrough	4	0	0	0	0	4	100
Total	34	10	1	2	1	48	71

7m penalties 3/3
Fastbreak 1/2
Breakthrough 4/4
Long dist. 1/1

7m penalties 3/6
Fastbreak 2/2
Breakthrough 7/8
Long dist. 0/0

