



2019 IHF Men's Youth (U19) World Championship

North Macedonia (Skopje)

Quarterfinal



Match Team Statistics
Match No. 82

France 26 - 31 Portugal

(10 - 14) (16 - 17)

15.8.2019. 20:45
Attendance: 100
SC Jane Sandanski

Referees: Maike Merz (GER) / Tanja Schilha (GER)

France

Players		Goals / shots									Attack					Def.			Penalties			TP				
#	Surname and name	S	Tot.	%	9m	6m	Wing	7m	FB	Brk.	LD	As.	PC	E7	E2	TF	St.	C7	Blk	YC	2m		R	B		
1	GOUY Valentin	S																							35:18	
3	LADEN Pierre		1/1	100						1/1						1							1			2:02
4	DU MOULIN DE LA Lucas														1										3:59	
5	TISSOT Antoine	S	5/6	83	0/1	1/1	4/4																		58:38	
6	GAILLARD Guenole														1	1									6:43	
7	NTANZI Sadou	S	5/9	56	1/3	2/3			0/1	1/1	1/1	2	2			4									55:52	
8	DAMATRIN Baptiste	S	0/2	0	0/1			0/1								2									33:50	
10	PASCHAL Drevy		1/7	14	0/2		0/2	1/2	0/1			1													26:10	
11	LENNE Arthur	S	2/2	100		2/2												2	3						41:41	
12	BOLZINGER Charles																								24:42	
14	ZAEPFEL Aymeric	S	3/5	60	3/5							3	1		1	1	2								44:29	
15	THELLIER Thibaut																								4:49	
17	VERIN Yvan		3/5	60	3/5							1													9:12	
18	YAMDJEU SANGOUNGO Jordan	S	1/1	100						1/1		1					1						2		24:37	
21	MANDIANGU Jotham														1			1	1						16:15	
23	SALOU Mathieu		5/8	63	3/5					2/3		4				2		1							31:43	
	Team / bench																									
	UKUPNO		26/46	57	10/22	5/6	4/6	1/3	1/3	4/5	1/1	12	2	2	3	10	2	6	4	0	3	0	0			

Goalkeepers		Saves / shots								
#	Surname and name	Tot.	%	9m	6m	Wing	7m	FB	Brk.	LD
1	GOUY Valentin	3/21	14	1/10	1/4	0/1		0/1	1/5	
12	BOLZINGER Charles	5/18	28	1/8	2/3		2/3		0/4	
	TOTAL	8/39	21	2/18	3/7	0/1	2/3	0/1	1/9	0/0

Coach: Eric Quintin

Number of attacks: 57, Efficiency: 46%, Average Duration: 26.5 seconds

Attack by type of defense

	Shots	9m	6m	Wing	TF	E7	E2
On def. 6-0	4/6	1/2	0/0	1/2	0	0	0
On def. 5-1	16/29	7/17	5/6	2/3	8	2	3
On def. 3-2-1	3/4	2/3	0/0	1/1	2	0	0
Fastbreak	1/3				0	0	0

Defense by type

	Total	9m	6m	Wing	Stl.	C7	2m
Def. 6-0	7/10	4/4	1/2	1/2	0	1	0
Def. 5-1	20/31	11/17	2/4	0/2	2	4	3
Def. 4-2	2/4	1/3	1/1	0/0	0	1	0
Fastbreak	1/1				0	0	0

Attack with goalkeeper out

	Attack				Reaction		
	Att.	Eff.	Shots	TF	FB	LD	Tot.
GK in	57	46%	26/46	10	1/1	0/1	1/2

GK out attack is counted if one part or whole attack was GK out

Defense with opponent goalkeeper out

	Attack				Reaction		
	Att.	Eff.	Shots	TF	FB	LD	Tot.
GK out (7 on 6)	4	25%	1/4	2	0/0	1/1	1/1
GK in	52	58%	30/49	6	1/3	0/0	1/3

Attack with player superiority/minority

	Attack				Reaction		
	Att.	Eff.	Shots	TF	FB	LD	Tot.
Superiority +1	8	25%	2/6	1	0/0	0/0	0/0
Normal	37	54%	20/31	6	1/1	0/1	1/2
Minority -1	4	25%	1/3	1	0/0	0/0	0/0

Player superiority counted at the end of attack (in case it changes during attack)

Defense with player superiority/minority

	Attack				Reaction		
	Att.	Eff.	Shots	TF	FB	LD	Tot.
Minority -1	5	80%	4/5	0	0/0	0/0	0/0
Normal	37	51%	19/37	5	1/3	1/1	2/4
Superiority +1	7	71%	5/6	1	0/0	0/0	0/0

Jersey number Tot. Total shooting 6m 6m (line) shooting 9m 9m shooting Wng Wing shooting FB Fastbreak sh. 7m 7m penalty sh.
Brk. Breakthrough sh. LD Long distance sh. As. Assists PC Pass clear chance E7 Earned 7m pen. TF Technical faults St. Steals
2m 2m punishments C7. Committed 7m E2 Earned 2m pun. YC. Yellow cards R/B Red/Blue cards Blk. Blocks S Starting Line-up



2019 IHF Men's Youth (U19) World Championship

North Macedonia (Skopje)

Quarterfinal



Match Team Statistics
Match No. 82

France 26 - 31 Portugal
(10 - 14) (16 - 17)

15.8.2019. 20:45
Attendance: 100
SC Jane Sandanski

Referees: Maike Merz (GER) / Tanja Schilha (GER)

Shot distribution by player

3 P. Laden <table border="1" style="width: 100%;"><tr><td> </td><td> </td><td> </td></tr><tr><td> </td><td> </td><td>1/1</td></tr></table>						1/1	4 L. Du Moulin De La <table border="1" style="width: 100%;"><tr><td> </td><td> </td><td> </td></tr><tr><td> </td><td> </td><td> </td></tr></table>							5 A. Tissot <table border="1" style="width: 100%;"><tr><td>1/1</td><td> </td><td> </td></tr><tr><td> </td><td> </td><td> </td></tr><tr><td>1/1</td><td> </td><td>3/3</td></tr></table>	1/1						1/1		3/3	6 G. Gaillard <table border="1" style="width: 100%;"><tr><td> </td><td> </td><td> </td></tr><tr><td> </td><td> </td><td> </td></tr></table>							7 S. Ntanzi <table border="1" style="width: 100%;"><tr><td> </td><td>1/1</td><td> </td></tr><tr><td>2/2</td><td> </td><td> </td></tr><tr><td> </td><td>1/1</td><td>1/1</td></tr></table> <p style="font-size: small;">2 miss.</p>		1/1		2/2				1/1	1/1	8 B. Damatrin <table border="1" style="width: 100%;"><tr><td> </td><td> </td><td> </td></tr><tr><td> </td><td> </td><td> </td></tr></table>							10 D. Paschal <table border="1" style="width: 100%;"><tr><td>1/1</td><td> </td><td> </td></tr><tr><td> </td><td> </td><td> </td></tr></table> <p style="font-size: small;">1 post 1 block</p>	1/1					
		1/1																																																				
1/1																																																						
1/1		3/3																																																				
	1/1																																																					
2/2																																																						
	1/1	1/1																																																				
1/1																																																						
11 A. Lenne <table border="1" style="width: 100%;"><tr><td> </td><td>1/1</td><td>1/1</td></tr><tr><td> </td><td> </td><td> </td></tr></table>		1/1	1/1				14 A. Zaepfel <table border="1" style="width: 100%;"><tr><td> </td><td> </td><td> </td></tr><tr><td>2/2</td><td> </td><td>1/1</td></tr></table>				2/2		1/1	15 T. Thellier <table border="1" style="width: 100%;"><tr><td> </td><td> </td><td> </td></tr><tr><td> </td><td> </td><td> </td></tr></table>							17 Y. Verin <table border="1" style="width: 100%;"><tr><td> </td><td> </td><td> </td></tr><tr><td>1/1</td><td> </td><td> </td></tr><tr><td> </td><td> </td><td>2/2</td></tr></table> <p style="font-size: small;">1 miss. 1 block</p>				1/1					2/2	18 J. Yamdjeu Sangoungo <table border="1" style="width: 100%;"><tr><td> </td><td> </td><td> </td></tr><tr><td>1/1</td><td> </td><td> </td></tr></table>				1/1			21 J. Mandiangu <table border="1" style="width: 100%;"><tr><td> </td><td> </td><td> </td></tr><tr><td> </td><td> </td><td> </td></tr></table>							23 M. Salou <table border="1" style="width: 100%;"><tr><td>1/1</td><td> </td><td> </td></tr><tr><td>1/1</td><td> </td><td>1/1</td></tr><tr><td> </td><td>1/1</td><td>1/1</td></tr></table> <p style="font-size: small;">1 post</p>	1/1			1/1		1/1		1/1	1/1
	1/1	1/1																																																				
2/2		1/1																																																				
1/1																																																						
		2/2																																																				
1/1																																																						
1/1																																																						
1/1		1/1																																																				
	1/1	1/1																																																				

TOTAL

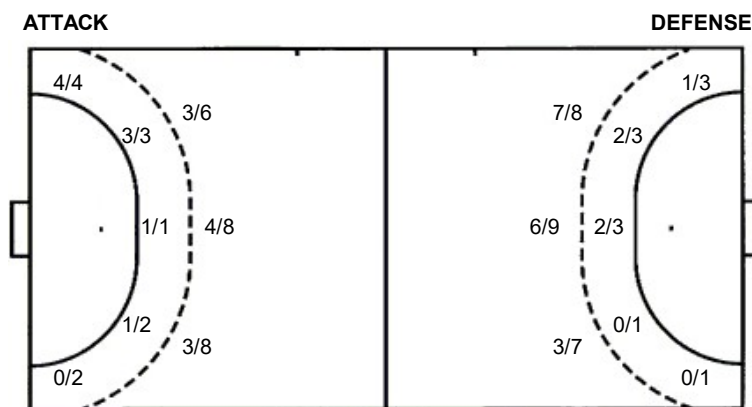
3/3	2/2	1/1
5/5		1/1
3/3	2/2	9/9

2 post 3 miss. 2 block

Saves distribution goalkeepers

1 V. Gouy <table border="1" style="width: 100%;"><tr><td>0/1</td><td> </td><td>0/2</td></tr><tr><td>0/2</td><td> </td><td>0/2</td></tr><tr><td>0/7</td><td>0/1</td><td>0/3</td></tr></table>	0/1		0/2	0/2		0/2	0/7	0/1	0/3	12 C. Bolzinger <table border="1" style="width: 100%;"><tr><td> </td><td>0/1</td><td>0/1</td></tr><tr><td>0/1</td><td> </td><td>0/1</td></tr><tr><td> </td><td>0/6</td><td>0/3</td></tr></table>		0/1	0/1	0/1		0/1		0/6	0/3	TOTAL <table border="1" style="width: 100%;"><tr><td>0/1</td><td>0/1</td><td>0/3</td></tr><tr><td>0/3</td><td> </td><td>0/3</td></tr><tr><td>0/7</td><td>0/7</td><td>0/6</td></tr></table>	0/1	0/1	0/3	0/3		0/3	0/7	0/7	0/6
0/1		0/2																											
0/2		0/2																											
0/7	0/1	0/3																											
	0/1	0/1																											
0/1		0/1																											
	0/6	0/3																											
0/1	0/1	0/3																											
0/3		0/3																											
0/7	0/7	0/6																											

Shots by position



Shooting statistics

Position	Goals	Sav.	Miss.	Post	Blk.	Total	%
Back (9m)	10	8	2	0	2	22	45
Line (6m)	5	0	1	0	0	6	83
Wing	4	1	0	1	0	6	67
7m penalties	1	2	0	0	0	3	33
Fastbreak	1	2	0	0	0	3	33
Breakthrough	4	0	0	1	0	5	80
Total	25	13	3	2	2	45	56

7m penalties	1/3	7m penalties	1/6
Fastbreak	1/3	Fastbreak	1/1
Breakthrough	4/5	Breakthrough	8/10
Long dist.	1/1	Long dist.	0/1

Jersey number Tot. Total shooting 6m 6m (line) shooting 9m 9m shooting Wng. Wing shooting FB Fastbreak sh. 7m 7m penalty sh.
 Brk. Breakthrough sh. LD Long distance sh. As. Assists PC Pass clear chance E7 Earned 7m pen. TF Technical faults St. Steals
 2m 2m punishments C7. Committed 7m E2 Earned 2m pun. YC. Yellow cards R/B Red/Blue cards Blk. Blocks S Starting Line-up



2019 IHF Men's Youth (U19) World Championship

North Macedonia (Skopje)

Quarterfinal



Match Team Statistics

Match No. 82

France 26 - 31 Portugal

(10 - 14) (16 - 17)

15.8.2019. 20:45

Attendance: 100

SC Jane Sandanski

Referees: Maike Merz (GER) / Tanja Schilha (GER)

Portugal

#	Surname and name	S	Goals / shots								Attack					Def.			Penalties			TP					
			Tot.	%	9m	6m	Wing	7m	FB	Brk.	LD	As.	PC	E7	E2	TF	St.	C7	Blk	YC	2m		R	B			
2	FERREIRA Diogo																										
3	SOUSA Andre	S	9/13	69	5/7	0/1		0/1		4/4		5	3	3	1												52:18
4	MORAIS Filipe	S	3/6	50			1/3	1/2	1/1																		57:28
5	NEVES Daniel	S																									0:32
7	SOUSA Tiago	S	2/3	67		2/3								1	1	2		1									58:27
8	OLIVEIRA Gustavo																										
9	JOSE Andre																										
10	RIBEIRO Joel		0/2	0	0/2												1	1	2				2				14:59
11	TALMAZAN Vitor																										
12	OLIVEIRA Francisco																										
13	SALVADOR Salvador	S	4/7	57	3/3			0/2		1/2		1			2												59:20
16	MAGALHAES Alexandre	S	0/1	0							0/1																54:09
17	SILVA Jose		1/1	100		1/1																					3:52
18	VIEIRA Daniel																										
19	NOGUEIRA Goncalo	S	1/4	25	0/1	1/1	0/1	0/1				1						1									60:00
23	COSTA Martim		11/16	69	8/11	0/1				3/4				2	4	1											58:55
	Team / bench																										
	UKUPNO		31/53	58	16/24	4/7	1/4	1/6	1/1	8/10	0/1	7	3	6	2	8	2	3	2	0	2	0	0				

Goalkeepers		Saves / shots								
#	Surname and name	Tot.	%	9m	6m	Wing	7m	FB	Brk.	LD
12	OLIVEIRA Francisco									
16	MAGALHAES Alexandre	13/38	34	8/18	0/5	1/5	2/3	2/3	0/4	
	TOTAL	13/38	34	8/18	0/5	1/5	2/3	2/3	0/4	0/0

Coach: Carlos Martingo

Number of attacks: 56, Efficiency: 55%, Average Duration: 37.4 seconds

Attack by type of defense

	Shots	9m	6m	Wing	TF	E7	E2
On def. 6-0	7/10	4/4	1/2	1/2	1	1	0
On def. 5-1	20/31	11/17	2/4	0/2	6	4	2
On def. 4-2	2/4	1/3	1/1	0/0	1	1	0
Fastbreak	1/1				0	0	0

Defense by type

	Total	9m	6m	Wing	Stl.	C7	2m
Def. 6-0	4/6	1/2	0/0	1/2	0	0	0
Def. 5-1	16/29	7/17	5/6	2/3	2	3	2
Def. 3-2-1	3/4	2/3	0/0	1/1	0	0	0
Fastbreak	1/3				0	0	0

Attack with goalkeeper out

	Attack				Reaction		
	Att.	Eff.	Shots	TF	FB	LD	Tot.
GK out (7 on 6)	4	25%	1/4	2	0/0	1/1	1/1
GK in	52	58%	30/49	6	1/3	0/0	1/3

GK out attack is counted if one part or whole attack was GK out

Attack with player superiority/minority

	Attack				Reaction		
	Att.	Eff.	Shots	TF	FB	LD	Tot.
Superiority +1	5	80%	4/5	0	0/0	0/0	0/0
Normal	37	51%	19/37	5	1/3	1/1	2/4
Minority -1	7	71%	5/6	1	0/0	0/0	0/0

Player superiority counted at the end of attack (in case it changes during attack)

Defense with opponent goalkeeper out

	Attack				Reaction		
	Att.	Eff.	Shots	TF	FB	LD	Tot.
GK in	57	46%	26/46	10	1/1	0/1	1/2

Defense with player superiority/minority

	Attack				Reaction		
	Att.	Eff.	Shots	TF	FB	LD	Tot.
Minority -1	8	25%	2/6	1	0/0	0/0	0/0
Normal	37	54%	20/31	6	1/1	0/1	1/2
Superiority +1	4	25%	1/3	1	0/0	0/0	0/0

Jersey number Tot. Total shooting 6m 6m (line) shooting 9m 9m shooting Wng Wing shooting FB Fastbreak sh. 7m 7m penalty sh.
 Brk. Breakthrough sh. LD Long distance sh. As. Assists PC Pass clear chance E7 Earned 7m pen. TF Technical faults St. Steals
 2m 2m punishments C7. Committed 7m E2 Earned 2m pun. YC. Yellow cards R/B Red/Blue cards Blk. Blocks S Starting Line-up



2019 IHF Men's Youth (U19) World Championship

North Macedonia (Skopje)

Quarterfinal



Match Team Statistics
Match No. 82

France 26 - 31 Portugal

(10 - 14) (16 - 17)

15.8.2019. 20:45
Attendance: 100
SC Jane Sandanski

Referees: Maïke Merz (GER) / Tanja Schilha (GER)

Shot distribution by player

2 D. Ferreira

3 A. Sousa

		2/2
1/1		2/2
1/1	1/1	2/2

1 post 1 miss. 1 block

4 F. Morais

1/1	1/1	1/1

1 post 2 miss.

5 D. Neves

7 T. Sousa

1/1	1/1	

8 G. Oliveira

9 A. Jose

10 J. Ribeiro

11 V. Talmazan

13 S. Salvador

1/1		1/1
	1/1	1/1

2 miss.

17 J. Silva

	1/1	

18 D. Vieira

19 G. Nogueira

		1/1

1 post 1 block

23 M. Costa

	1/1	
2/2		1/1
4/4	2/2	1/1

1 post 2 block

TOTAL

1/1	1/1	3/3
3/3		3/3
7/7	7/7	6/6

4 post 5 miss. 4 block

Saves distribution goalkeepers

12 F. Oliveira

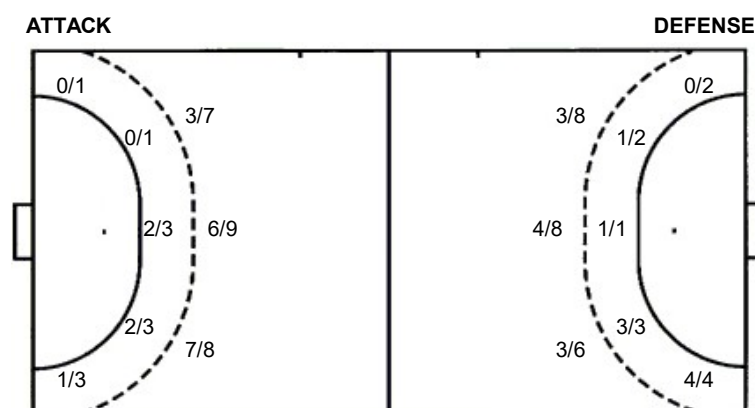
16 A. Magalhaes

0/3	0/2	0/1
0/5		0/1
0/3	0/2	0/9

TOTAL

0/3	0/2	0/1
0/5		0/1
0/3	0/2	0/9

Shots by position



7m penalties 1/6
Fastbreak 1/1
Breakthrough 8/10
Long dist. 0/1

7m penalties 1/3
Fastbreak 1/3
Breakthrough 4/5
Long dist. 1/1

Shooting statistics

Position	Goals	Sav.	Miss.	Post	Bik.	Total	%
Back (9m)	16	2	1	1	4	24	67
Line (6m)	4	3	0	0	0	7	57
Wing	1	0	2	1	0	4	25
7m penalties	1	2	1	2	0	6	17
Fastbreak	1	0	0	0	0	1	100
Breakthrough	8	1	1	0	0	10	80
Total	31	8	5	4	4	52	60

Jersey number Tot. Total shooting 6m 6m (line) shooting 9m 9m shooting Wng. Wing shooting FB Fastbreak sh. 7m 7m penalty sh.
Brk. Breakthrough sh. LD Long distance sh. As. Assists PC Pass clear chance E7 Earned 7m pen. TF Technical faults St. Steals
2m 2m punishments C7. Committed 7m E2 Earned 2m pun. YC. Yellow cards R/B Red/Blue cards Blk. Blocks S Starting Line-up



2019 IHF Men's Youth (U19) World Championship

North Macedonia (Skopje)

Quarterfinal



Match Team Statistics

Match No. 82

France 26 - 31 Portugal

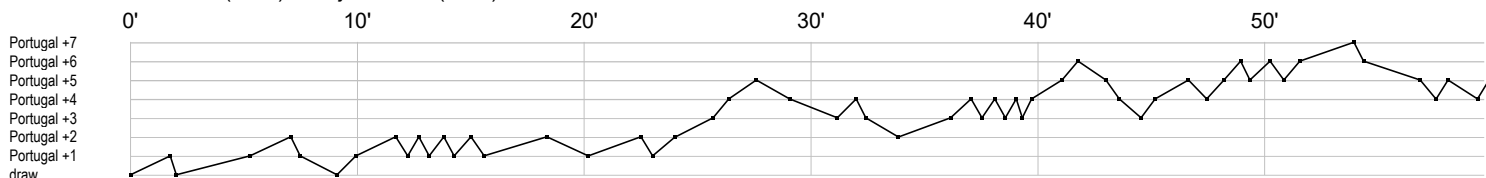
(10 - 14) (16 - 17)

15.8.2019. 20:45

Attendance: 100

SC Jane Sandanski

Referees: Maike Merz (GER) / Tanja Schilha (GER)



France

1 Gouy V	r r r r r r r r									r r ss r r r r r r r s r									
3 Laden P					2 i	g													
4 Du Moulin De					e														
5 Tissot A	g							f	g				g	g					g
6 Gaillard G					i	t													
7 Ntanz S	t f g				t t	g f				f g g f t		a p	g					p a	
8 Damatin B		f		t									t					f	
10 Paschal D								g f	a	f	f	f f						f	
11 Lenne A			c			x x	x			c			g	g					
12 Bolzinger C					s r s	s r r r r r r	s			r s r r r r r r				r					
14 Zaeffel A		e f g		f c a g		c t				b	a	g a							
15 Thellier T																			
17 Verin Y																		fg	g f a g
18 Yamdjeu										a b	2								g
21 Mandiangui J																			i x c
23 Salou M	t a				a	g	g g			f						f a a c g t		f g	

Portugal

2 Ferreira D																			
3 Sousa A	a p g	ef	a	g g	f	g		a g e	g	p gi	ag a	p e			f		f g		
4 Morais F			f								f		g g g					f	
5 Neves D																			
7 Sousa T	t		i			e			c g						f			t	
8 Oliveira G																			
9 Jose A																			
10 Ribeiro J								f c2			x				b x	2		f	
11 Talmazan V																			
12 Oliveira F																			
13 Salvador S			f g		t f g								g		t			g f	
16 Magalhaes A	r	s s r	r s	r r r r		r s r	s	s s r f	r r s r s		r r r	s s s r r	r	r r r	r s	r r r r		e	
17 Silva J															g				
18 Vieira D																			
19 Nogueira G	g	c					f		f					f	a				
23 Costa M		b	t g		g e g		f f			g g	t	t	t f f	g g		f	g g	g g	e

In game	g Goal scored	f Missed shot	a Assist	t Technical faults	b Steal
2 2min suspension	e Earned 7m	c Committed 7m	y Yellow card	r Red Card	k Blue card
i Earned 2min.	x Block	4 4min suspension	p Pass for clear chance	s Saved shot	r Received goal