



# 2019 IHF Men's Youth (U19) World Championship

## North Macedonia (Skopje)

### Quarterfinal



Match Team Statistics

**Egypt 35 - 31 Iceland**

15.8.2019. 18:30

Match No. 81

(21 - 14) (14 - 17)

Attendance: 100

SC Jane Sandanski

Referees: Adam Biro (HUN) / Oliver Kiss (HUN)

## Egypt

| #  | Surname and name                     | S | Goals / shots |     |       |     |      |     |     | Attack |     |     |    | Def. |    |    | Penalties |    |     | TP |    |    |   |       |   |
|----|--------------------------------------|---|---------------|-----|-------|-----|------|-----|-----|--------|-----|-----|----|------|----|----|-----------|----|-----|----|----|----|---|-------|---|
|    |                                      |   | Tot.          | %   | 9m    | 6m  | Wing | 7m  | FB  | Brk.   | LD  | As. | PC | E7   | E2 | TF | St.       | C7 | Blk |    | YC | 2m | R | B     |   |
| 1  | MOHAMED HOMAYED Abdelrahman          | S |               |     |       |     |      |     |     |        |     |     |    |      |    |    |           |    |     |    |    |    |   | 44:05 |   |
| 3  | REDA ABDELFAH OSMAN Mazen            | S | 7/8           | 88  |       |     |      | 3/3 | 2/2 | 1/1    | 1/2 |     |    | 1    |    |    |           |    |     |    |    |    |   | 42:37 |   |
| 4  | WALID AHMED Hassan                   | S | 7/9           | 78  | 7/9   |     |      |     |     |        |     |     |    | 3    |    |    |           |    | 2   | 1  | 1  |    |   | 31:23 |   |
| 7  | HANY SALAHELDIN Saif                 | S | 2/2           | 100 | 1/1   |     |      |     |     |        |     |     |    | 1    | 1  | 1  |           |    |     |    |    |    |   | 42:47 |   |
| 10 | AHMED HAMDY LOTFY Omar               |   | 0/2           | 0   | 0/1   |     |      | 0/1 |     |        |     |     |    | 1    |    |    |           |    |     |    |    |    |   | 8:40  |   |
| 14 | ELSAYED ABDELHAMID KAMEL Ibrahim     |   | 5/5           | 100 |       | 1/1 | 1/1  |     |     |        |     |     |    | 1    |    |    |           |    |     |    |    |    |   | 47:28 |   |
| 15 | HESHAM ELSAYED Ahmed                 | S | 7/12          | 58  | 5/8   |     |      | 1/1 | 0/1 | 1/1    | 0/1 |     |    | 8    | 2  | 2  | 1         | 5  | 2   |    | 1  |    |   | 44:56 |   |
| 22 | HOSSAMELDIN Momen                    |   | 1/1           | 100 |       |     |      |     |     |        |     |     |    |      |    |    |           |    |     |    |    |    |   | 8:04  |   |
| 24 | SAMIR BADAWY MOHAMED ELAFIFY Mohamed |   | 0/2           | 0   | 0/2   |     |      |     |     |        |     |     |    |      |    |    |           | 1  |     |    |    |    |   | 3:36  |   |
| 34 | AHMED ABDELAAL ABDELGHANY Zeyad      |   | 1/1           | 100 |       |     |      |     |     |        |     |     |    | 1    |    |    |           |    |     |    |    | 1  |   | 22:32 |   |
| 48 | MOHAMED ABDELHAK Mohab               | S | 1/3           | 33  | 0/2   |     |      |     |     |        |     |     |    | 1    |    |    |           |    |     |    |    |    |   | 19:42 |   |
| 50 | ALAAELDIN AHMED Youssef              |   |               |     |       |     |      |     |     |        |     |     |    |      |    |    |           |    |     |    |    |    |   | 4:21  |   |
| 74 | MOHAMMED Yasser                      | S | 3/3           | 100 |       | 3/3 |      |     |     |        |     |     |    | 1    |    | 1  | 1         | 1  |     |    |    | 1  |   | 60:00 |   |
| 80 | ALI MEDAN Abdelfattah                |   |               |     |       |     |      |     |     |        |     |     |    |      |    |    |           |    | 1   | 1  | 1  | 1  | 1 | 10:07 |   |
| 85 | AHMED SADEK Omar                     |   | 0/1           | 0   | 0/1   |     |      |     |     |        |     |     |    |      |    |    |           | 1  |     |    |    |    |   | 22:41 |   |
| 95 | AHMED HASSAN Youssef                 |   | 1/1           | 100 |       | 1/1 |      |     |     |        |     |     |    |      |    |    |           | 1  | 1   |    |    |    |   | 7:01  |   |
|    | Team / bench                         |   |               |     |       |     |      |     |     |        |     |     |    |      |    |    |           |    |     |    |    |    |   |       |   |
|    | UKUPNO                               |   | 35/50         | 70  | 13/24 | 5/5 | 4/5  | 3/3 | 3/4 | 6/7    | 1/2 |     |    | 17   | 3  | 3  | 2         | 12 | 3   | 2  | 4  | 2  | 3 | 1     | 0 |

| #  | Surname and name            | Saves / shots |    |      |     |      |     |     |      |     |
|----|-----------------------------|---------------|----|------|-----|------|-----|-----|------|-----|
|    |                             | Tot.          | %  | 9m   | 6m  | Wing | 7m  | FB  | Brk. | LD  |
| 1  | MOHAMED HOMAYED Abdelrahman | 10/32         | 31 | 3/11 | 2/3 | 3/8  | 0/1 | 0/2 | 2/7  |     |
| 22 | HOSSAMELDIN Momen           | 4/10          | 40 | 0/2  | 1/1 | 1/2  | 0/1 | 2/4 |      |     |
|    | TOTAL                       | 14/42         | 33 | 3/13 | 3/4 | 4/10 | 0/2 | 0/2 | 4/11 | 0/0 |

Coach: **Magdy Ahmed Mahmoud Abouelmagd**

Number of attacks: 61, Efficiency: 57%, Average Duration: 22.8 seconds

### Attack by type of defense

|             | Shots | 9m    | 6m  | Wing | TF | E7 | E2 |
|-------------|-------|-------|-----|------|----|----|----|
| On def. 6-0 | 16/21 | 10/13 | 3/3 | 1/2  | 4  | 2  | 2  |
| On def. 5-1 | 10/13 | 3/6   | 2/2 | 3/3  | 4  | 1  | 0  |
| On def. 4-2 | 2/7   | 0/5   | 0/0 | 0/0  | 4  | 0  | 0  |
| Fastbreak   | 3/4   |       |     |      | 0  | 0  | 0  |

### Defense by type

|           | Total | 9m   | 6m  | Wing | Stl. | C7 | 2m |
|-----------|-------|------|-----|------|------|----|----|
| Def. 6-0  | 17/36 | 7/15 | 2/5 | 4/7  | 0    | 2  | 1  |
| Def. 5-1  | 8/10  | 3/4  | 0/0 | 2/3  | 3    | 0  | 2  |
| Fastbreak | 2/2   |      |     |      | 0    | 0  | 0  |

### Attack with goalkeeper out

|                     | Attack |      |       |    | Reaction |     |      |
|---------------------|--------|------|-------|----|----------|-----|------|
|                     | Att.   | Eff. | Shots | TF | FB       | LD  | Tot. |
| GK out pl. minority | 2      | 50%  | 1/3   | 0  | 0/0      | 0/0 | 0/0  |
| GK in               | 59     | 58%  | 34/47 | 12 | 2/2      | 2/2 | 4/4  |

GK out attack is counted if one part or whole attack was GK out

### Attack with player superiority/minority

|                | Attack |      |       |    | Reaction |     |      |
|----------------|--------|------|-------|----|----------|-----|------|
|                | Att.   | Eff. | Shots | TF | FB       | LD  | Tot. |
| Superiority +1 | 4      | 75%  | 3/4   | 0  | 0/0      | 0/0 | 0/0  |
| Normal         | 35     | 51%  | 18/27 | 7  | 1/1      | 0/0 | 1/1  |
| Minority -1    | 10     | 50%  | 5/8   | 4  | 0/0      | 2/2 | 2/2  |

Player superiority counted at the end of attack (in case it changes during attack)

### Defense with opponent goalkeeper out

|                 | Attack |      |       |    | Reaction |     |      |
|-----------------|--------|------|-------|----|----------|-----|------|
|                 | Att.   | Eff. | Shots | TF | FB       | LD  | Tot. |
| GK out (7 on 6) | 2      | 100% | 2/2   | 0  | 0/1      | 0/0 | 0/1  |
| GK in           | 56     | 52%  | 29/47 | 11 | 3/3      | 1/2 | 4/5  |

### Defense with player superiority/minority

|                | Attack |      |       |    | Reaction |     |      |
|----------------|--------|------|-------|----|----------|-----|------|
|                | Att.   | Eff. | Shots | TF | FB       | LD  | Tot. |
| Minority -1    | 9      | 44%  | 4/8   | 2  | 1/1      | 0/0 | 1/1  |
| Normal         | 35     | 57%  | 20/29 | 6  | 2/3      | 1/1 | 3/4  |
| Superiority +1 | 5      | 20%  | 1/4   | 2  | 0/0      | 0/1 | 0/1  |

# Jersey number Tot. Total shooting 6m 6m (line) shooting 9m 9m shooting Wng Wing shooting FB Fastbreak sh. 7m 7m penalty sh.  
 Brk. Breakthrough sh. LD Long distance sh. As. Assists PC Pass clear chance E7 Earned 7m pen. TF Technical faults St. Steals  
 2m 2m punishments C7. Committed 7m E2 Earned 2m pun. YC. Yellow cards R/B Red/Blue cards Blk. Blocks S Starting Line-up



# 2019 IHF Men's Youth (U19) World Championship

## North Macedonia (Skopje)

### Quarterfinal



Match Team Statistics  
Match No. 81

## Egypt 35 - 31 Iceland

(21 - 14) (14 - 17)

15.8.2019. 18:30  
Attendance: 100  
SC Jane Sandanski

Referees: Adam Biro (HUN) / Oliver Kiss (HUN)

### Shot distribution by player

**3 M. Reda Abdelfatah Osman**

|     |     |     |
|-----|-----|-----|
|     |     |     |
|     |     |     |
| 4/4 | 2/2 | 1/1 |

1 miss.

**4 H. Walid Ahmed**

|     |     |     |
|-----|-----|-----|
|     |     |     |
| 1/1 |     |     |
| 2/2 | 2/2 | 2/2 |

**7 S. Hany Salaheldin**

|     |  |     |
|-----|--|-----|
| 1/1 |  |     |
|     |  | 1/1 |
|     |  |     |

**10 O. Ahmed Hamdy Lotfy**

|  |  |  |
|--|--|--|
|  |  |  |
|  |  |  |
|  |  |  |

1 post

**14 I. Elsayed Abdelhamid Kamel**

|     |  |     |
|-----|--|-----|
|     |  |     |
| 3/3 |  |     |
|     |  | 2/2 |

**15 A. Hesham Elsayed**

|     |  |     |
|-----|--|-----|
|     |  | 2/2 |
| 1/1 |  | 2/2 |
| 2/2 |  |     |

1 post 3 miss.

**24 M. Samir Badawy Mohamed Elafify**

|  |  |  |
|--|--|--|
|  |  |  |
|  |  |  |
|  |  |  |

1 block

**34 Z. Ahmed Abdelaal Abdelghany**

|     |  |  |
|-----|--|--|
|     |  |  |
|     |  |  |
| 1/1 |  |  |

**48 M. Mohamed Abdelhak**

|     |  |  |
|-----|--|--|
| 1/1 |  |  |
|     |  |  |
|     |  |  |

1 block

**50 Y. Alaaeldin Ahmed**

|  |  |  |
|--|--|--|
|  |  |  |
|  |  |  |
|  |  |  |

**74 Y. Mohammed**

|     |  |     |
|-----|--|-----|
|     |  |     |
| 2/2 |  | 1/1 |
|     |  |     |

**80 A. Ali Medan**

|  |  |  |
|--|--|--|
|  |  |  |
|  |  |  |
|  |  |  |

**85 O. Ahmed Sadek**

|  |  |  |
|--|--|--|
|  |  |  |
|  |  |  |
|  |  |  |

1 miss.

**95 Y. Ahmed Hassan**

|  |     |  |
|--|-----|--|
|  |     |  |
|  |     |  |
|  | 1/1 |  |

### TOTAL

|       |     |     |
|-------|-----|-----|
| 2/2   |     | 2/2 |
| 5/5   |     | 3/3 |
| 11/11 | 5/5 | 6/6 |

2 post 5 miss. 2 block

### Saves distribution goalkeepers

**1 A. Mohamed Homayed**

|     |     |     |
|-----|-----|-----|
| 0/1 | 0/1 | 0/5 |
| 0/4 | 0/1 | 0/1 |
| 0/4 | 0/5 | 0/1 |

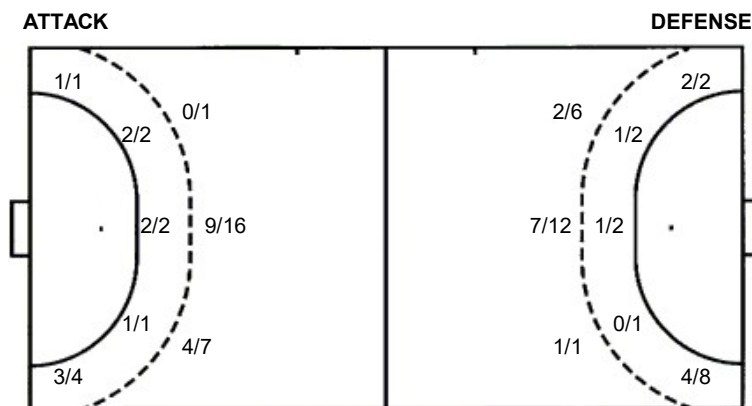
**22 M. Hossameldin**

|     |     |     |
|-----|-----|-----|
|     |     | 0/2 |
|     |     |     |
| 0/3 | 0/1 | 0/1 |

**TOTAL**

|     |     |     |
|-----|-----|-----|
| 0/1 | 0/1 | 0/7 |
| 0/4 | 0/1 | 0/1 |
| 0/7 | 0/6 | 0/2 |

### Shots by position



### Shooting statistics

| Position     | Goals     | Sav.     | Miss.    | Post     | Bik.     | Total     | %         |
|--------------|-----------|----------|----------|----------|----------|-----------|-----------|
| Back (9m)    | 13        | 5        | 3        | 1        | 2        | 24        | 54        |
| Line (6m)    | 5         | 0        | 0        | 0        | 0        | 5         | 100       |
| Wing         | 4         | 0        | 0        | 1        | 0        | 5         | 80        |
| 7m penalties | 3         | 0        | 0        | 0        | 0        | 3         | 100       |
| Fastbreak    | 3         | 1        | 0        | 0        | 0        | 4         | 75        |
| Breakthrough | 6         | 0        | 1        | 0        | 0        | 7         | 86        |
| <b>Total</b> | <b>34</b> | <b>6</b> | <b>4</b> | <b>2</b> | <b>2</b> | <b>48</b> | <b>71</b> |

7m penalties 3/3  
Fastbreak 3/4  
Breakthrough 6/7  
Long dist. 1/2

7m penalties 2/2  
Fastbreak 2/2  
Breakthrough 7/12  
Long dist. 2/2

# Jersey number    Tot. Total shooting    6m 6m (line) shooting    9m 9m shooting    Wng. Wing shooting    FB Fastbreak sh.    7m 7m penalty sh.  
Brk. Breakthrough sh.    LD Long distance sh.    As. Assists    PC Pass clear chance    E7 Earned 7m pen.    TF Technical faults    St. Steals  
2m 2m punishments    C7. Committed 7m    E2 Earned 2m pun.    YC. Yellow cards    R/B Red/Blue cards    Blk. Blocks    S Starting Line-up



# 2019 IHF Men's Youth (U19) World Championship

## North Macedonia (Skopje)

### Quarterfinal



Match Team Statistics

**Egypt 35 - 31 Iceland**

15.8.2019. 18:30

Match No. 81

(21 - 14) (14 - 17)

Attendance: 100

SC Jane Sandanski

Referees: Adam Biro (HUN) / Oliver Kiss (HUN)

### Iceland

| Players |                           | Goals / shots |       |     |       |     |      |     |     |      | Attack |     |    |    |    | Def. |     |    | Penalties |    |    | TP |   |   |       |       |
|---------|---------------------------|---------------|-------|-----|-------|-----|------|-----|-----|------|--------|-----|----|----|----|------|-----|----|-----------|----|----|----|---|---|-------|-------|
| #       | Surname and name          | S             | Tot.  | %   | 9m    | 6m  | Wing | 7m  | FB  | Brk. | LD     | As. | PC | E7 | E2 | TF   | St. | C7 | Blk       | YC | 2m |    | R | B |       |       |
| 1       | SIGMUNDSSON Svavar        |               |       |     |       |     |      |     |     |      |        |     |    |    |    |      |     |    |           |    |    |    |   |   | 27:27 |       |
| 3       | GAUTASON Dagur            | S             |       |     |       |     |      |     |     |      |        |     |    | 1  |    |      |     |    |           |    |    |    |   |   |       | 14:44 |
| 4       | OSKARSSON Arnor Snaer     | S             | 3/5   | 60  |       |     |      |     | 1/1 | 2/4  |        | 1   | 1  |    |    | 2 3  | 1   |    |           |    |    |    |   |   |       | 38:15 |
| 5       | SVEINSSON Godi Ingvar     |               |       |     |       |     |      |     |     |      |        | 1   |    |    |    |      | 1   |    |           |    |    |    |   |   |       | 17:01 |
| 10      | RUNARSSON Tumi Steinn     |               | 8/11  | 73  | 7/9   |     |      |     |     | 1/2  |        | 1   |    |    |    | 2    |     |    |           |    |    |    |   |   |       | 52:35 |
| 11      | VALENCIA Stiven Tobar     | S             | 3/4   | 75  |       |     | 3/4  |     |     |      |        | 1   |    |    |    |      | 2   | 2  |           |    |    |    |   |   |       | 37:06 |
| 14      | SINDRASON Einar Orn       |               | 4/6   | 67  | 0/2   |     |      | 2/2 |     | 1/1  | 1/1    | 2   | 1  |    |    | 2    |     |    |           |    |    |    |   |   |       | 27:17 |
| 19      | RAMOS ROCHA Hafstein Oli  |               | 2/6   | 33  |       | 0/1 | 1/4  |     | 1/1 |      |        |     |    |    |    |      |     |    |           |    |    |    |   |   |       | 25:39 |
| 20      | OMARSSON Gudjon Baldur    |               | 2/2   | 100 |       |     | 2/2  |     |     |      |        |     |    |    |    | 1    |     |    |           |    |    |    |   |   |       | 15:35 |
| 21      | GISLASON Tjorvi Tyr       | S             | 0/2   | 0   |       | 0/2 |      |     |     |      |        |     |    |    |    | 1    |     | 1  |           | 1  |    |    |   |   |       | 19:13 |
| 22      | THORARINSSON Erikur Gudni | S             |       |     |       |     |      |     |     |      |        |     |    | 1  |    | 1    |     |    | 1         |    |    |    |   |   |       | 38:49 |
| 23      | FREYSSON Jon Bald         |               |       |     |       |     |      |     |     |      |        |     |    |    |    |      | 1   |    |           |    |    |    |   |   |       | 11:51 |
| 24      | HINRIKSSON Blaer          |               | 1/2   | 50  | 1/1   |     |      |     |     | 0/1  |        |     |    |    |    |      |     |    |           |    |    |    |   |   |       | 15:25 |
| 25      | THRASTARSON Haukur        | S             | 8/14  | 57  | 2/7   | 2/2 |      |     |     | 3/4  | 1/1    | 2   | 4  |    |    | 1    |     |    |           |    |    |    | 2 |   |       | 48:39 |
| 26      | OSKARSSON Sigardur Dan    | S             |       |     |       |     |      |     |     |      |        |     |    |    |    |      |     |    |           |    |    |    |   |   |       | 30:24 |
| 27      | STEFANSSON Olafur Brim    |               |       |     |       |     |      |     |     |      |        |     |    |    |    | 1    |     |    | 1         |    |    |    |   |   |       |       |
|         | Team / bench              |               |       |     |       |     |      |     |     |      |        |     |    |    |    |      |     |    |           |    | 1  |    |   |   |       |       |
|         | UKUPNO                    |               | 31/52 | 60  | 10/19 | 2/5 | 6/10 | 2/2 | 2/2 | 7/12 | 2/2    | 8   | 6  | 2  | 2  | 12   | 5   | 3  | 2         | 2  | 2  | 0  | 0 |   |       |       |

| Goalkeepers |                        | Saves / shots |    |      |     |      |     |     |      |     |
|-------------|------------------------|---------------|----|------|-----|------|-----|-----|------|-----|
| #           | Surname and name       | Tot.          | %  | 9m   | 6m  | Wing | 7m  | FB  | Brk. | LD  |
| 1           | SIGMUNDSSON Svavar     | 4/21          | 19 | 3/9  | 0/1 | 0/3  | 0/1 | 1/3 | 0/4  |     |
| 26          | OSKARSSON Sigardur Dan | 2/19          | 11 | 2/9  | 0/4 | 0/1  | 0/2 | 0/1 | 0/2  |     |
|             | TOTAL                  | 6/40          | 15 | 5/18 | 0/5 | 0/4  | 0/3 | 1/4 | 0/6  | 0/0 |

Coach: Heimir Rikardsson

Number of attacks: 61, Efficiency: 51%, Average Duration: 36.2 seconds

### Attack by type of defense

|             | Shots | 9m   | 6m  | Wing | TF | E7 | E2 |
|-------------|-------|------|-----|------|----|----|----|
| On def. 6-0 | 17/36 | 7/15 | 2/5 | 4/7  | 8  | 2  | 1  |
| On def. 5-1 | 8/10  | 3/4  | 0/0 | 2/3  | 4  | 0  | 1  |
| Fastbreak   | 2/2   |      |     |      | 0  | 0  | 0  |

### Defense by type

|           | Total | 9m    | 6m  | Wing | Stl. | C7 | 2m |
|-----------|-------|-------|-----|------|------|----|----|
| Def. 6-0  | 16/21 | 10/13 | 3/3 | 1/2  | 5    | 2  | 2  |
| Def. 5-1  | 10/13 | 3/6   | 2/2 | 3/3  | 0    | 1  | 0  |
| Def. 4-2  | 2/7   | 0/5   | 0/0 | 0/0  | 0    | 0  | 0  |
| Fastbreak | 3/4   |       |     |      | 0    | 0  | 0  |

### Attack with goalkeeper out

|                     | Attack |      |       |    | Reaction |     |      |
|---------------------|--------|------|-------|----|----------|-----|------|
|                     | Att.   | Eff. | Shots | TF | FB       | LD  | Tot. |
| GK out (7 on 6)     | 2      | 100% | 2/2   | 0  | 0/1      | 0/0 | 0/1  |
| GK out pl. minority | 3      | 0%   | 0/3   | 1  | 0/0      | 0/0 | 0/0  |
| GK in               | 56     | 52%  | 29/47 | 11 | 3/3      | 1/2 | 4/5  |

GK out attack is counted if one part or whole attack was GK out

### Defense with opponent goalkeeper out

|                 | Attack |      |       |    | Reaction |     |      |
|-----------------|--------|------|-------|----|----------|-----|------|
|                 | Att.   | Eff. | Shots | TF | FB       | LD  | Tot. |
| GK out (7 on 6) | 0      | 0%   | 0/0   | 0  | 0/0      | 0/0 | 0/0  |
| GK in           | 59     | 58%  | 34/47 | 12 | 2/2      | 2/2 | 4/4  |

### Attack with player superiority/minority

|                | Attack |      |       |    | Reaction |     |      |
|----------------|--------|------|-------|----|----------|-----|------|
|                | Att.   | Eff. | Shots | TF | FB       | LD  | Tot. |
| Superiority +1 | 9      | 44%  | 4/8   | 2  | 1/1      | 0/0 | 1/1  |
| Normal         | 35     | 57%  | 20/29 | 6  | 2/3      | 1/1 | 3/4  |
| Minority -1    | 5      | 20%  | 1/4   | 2  | 0/0      | 0/1 | 0/1  |

Player superiority counted at the end of attack (in case it changes during attack)

### Defense with player superiority/minority

|                | Attack |      |       |    | Reaction |     |      |
|----------------|--------|------|-------|----|----------|-----|------|
|                | Att.   | Eff. | Shots | TF | FB       | LD  | Tot. |
| Minority -1    | 4      | 75%  | 3/4   | 0  | 0/0      | 0/0 | 0/0  |
| Normal         | 35     | 51%  | 18/27 | 7  | 1/1      | 0/0 | 1/1  |
| Superiority +1 | 10     | 50%  | 5/8   | 4  | 0/0      | 2/2 | 2/2  |

# Jersey number Tot. Total shooting 6m 6m (line) shooting 9m 9m shooting Wng Wing shooting FB Fastbreak sh. 7m 7m penalty sh.  
 Brk. Breakthrough sh. LD Long distance sh. As. Assists PC Pass clear chance E7 Earned 7m pen. TF Technical faults St. Steals  
 2m 2m punishments C7. Committed 7m E2 Earned 2m pun. YC. Yellow cards R/B Red/Blue cards Blk. Blocks S Starting Line-up



# 2019 IHF Men's Youth (U19) World Championship

## North Macedonia (Skopje)

### Quarterfinal



Match Team Statistics  
Match No. 81

**Egypt 35 - 31 Iceland**  
(21 - 14) (14 - 17)

15.8.2019. 18:30  
Attendance: 100  
SC Jane Sandanski

Referees: Adam Biro (HUN) / Oliver Kiss (HUN)

### Shot distribution by player

| 3 D. Gautason  | 4 A. Oskarsson | 5 G. Sveinsson      | 10 T. Runarsson | 11 S. Valencia   | 14 E. Sindrason                | 19 H. Ramos Rocha |
|----------------|----------------|---------------------|-----------------|------------------|--------------------------------|-------------------|
|                |                |                     |                 |                  |                                |                   |
|                | 1/1            |                     | 1/1 1/1 2/2     |                  |                                | 1/1               |
|                |                |                     | 1/1             | 2/2              |                                |                   |
|                | 2/2            |                     | 2/2 1/1         | 1/1              | 2/2                            | 1/1               |
|                |                |                     | 2 block         |                  | 1 block                        |                   |
| 20 G. Omarsson | 21 T. Gislason | 22 E. Thorarinnsson | 23 J. Freysson  | 24 B. Hinriksson | 25 H. Thrastarson              | 27 O. Stefansson  |
|                |                |                     |                 |                  |                                |                   |
|                |                |                     |                 | 1/1              | 2/2                            |                   |
| 2/2            |                |                     |                 |                  | 1/1 1/1 1/1                    |                   |
|                |                |                     |                 |                  | 2/2                            |                   |
|                |                |                     |                 |                  | 2 post 1 miss. 1 block 1/1 lob |                   |

### TOTAL

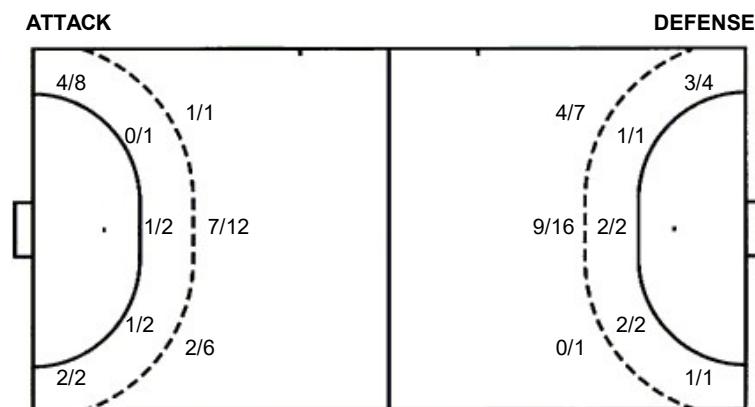
|     |     |     |
|-----|-----|-----|
| 1/1 | 1/1 | 7/7 |
| 4/4 | 1/1 | 1/1 |
| 7/7 | 6/6 | 2/2 |

2 post 1 miss. 4 block 1/1 lob

### Saves distribution goalkeepers

| 1 S. Sigmundsson | 26 S. Oskarsson | TOTAL |
|------------------|-----------------|-------|
|                  |                 |       |
| 0/2              | 0/2             | 0/2   |
| 0/4              | 0/1             | 0/5   |
| 0/5              | 0/3             | 0/11  |
| 0/3              | 0/3             | 0/6   |
| 0/3              | 0/3             | 0/6   |

### Shots by position



### Shooting statistics

| Position     | Goals     | Sav.      | Miss.    | Post     | Blk.     | Total     | %         |
|--------------|-----------|-----------|----------|----------|----------|-----------|-----------|
| Back (9m)    | 10        | 3         | 0        | 2        | 4        | 19        | 53        |
| Line (6m)    | 2         | 3         | 0        | 0        | 0        | 5         | 40        |
| Wing         | 6         | 4         | 0        | 0        | 0        | 10        | 60        |
| 7m penalties | 2         | 0         | 0        | 0        | 0        | 2         | 100       |
| Fastbreak    | 2         | 0         | 0        | 0        | 0        | 2         | 100       |
| Breakthrough | 7         | 4         | 1        | 0        | 0        | 12        | 58        |
| <b>Total</b> | <b>29</b> | <b>14</b> | <b>1</b> | <b>2</b> | <b>4</b> | <b>50</b> | <b>58</b> |

7m penalties 2/2  
Fastbreak 2/2  
Breakthrough 7/12  
Long dist. 2/2

7m penalties 3/3  
Fastbreak 3/4  
Breakthrough 6/7  
Long dist. 1/2

# Jersey number    Tot. Total shooting    6m 6m (line) shooting    9m 9m shooting    Wng. Wing shooting    FB Fastbreak sh.    7m 7m penalty sh.  
Brk. Breakthrough sh.    LD Long distance sh.    As. Assists    PC Pass clear chance    E7 Earned 7m pen.    TF Technical faults    St. Steals  
2m 2m punishments    C7. Committed 7m    E2 Earned 2m pun.    YC. Yellow cards    R/B Red/Blue cards    Blk. Blocks    S Starting Line-up



# 2019 IHF Men's Youth (U19) World Championship

## North Macedonia (Skopje)

### Quarterfinal

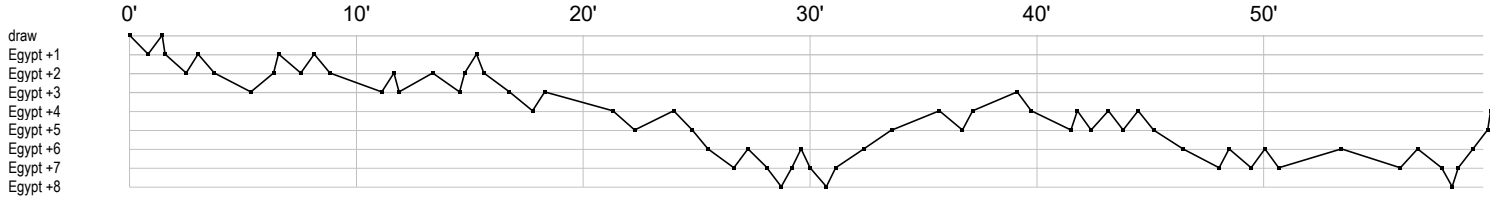


Match Team Statistics  
Match No. 81

**Egypt 35 - 31 Iceland**  
(21 - 14) (14 - 17)

15.8.2019. 18:30  
Attendance: 100  
SC Jane Sandanski

Referees: Adam Biro (HUN) / Oliver Kiss (HUN)



### Egypt

|                |   |
|----------------|---|
| 1 Mohamed      | r s r r r r s r s r r r s r s s r r r r sr tr r r r sr r r r ss r r |
| 3 Reda         | g g g a f g g g g f g a   |
| 4 Walid Ahmed  | gy g g a f 2 g a x a f g g x g                                      |
| 7 Hany         | e t g a g   |
| 10 Ahmed       | f p f   |
| 14 Elsayed     | g g g g t g a   |
| 15 Hesham      | eg a f a t gt a g a ba e f a t t a p g g gif g a bpf t f x          |
| 22 Hossameldin | r s sr s s r gr r   |
| 24 Samir       | f t f   |
| 34 Ahmed       | g 2 a   |
| 48 Mohamed     | g a f f   |
| 50 Alaaeldin   |   |
| 74 Mohammed Y  | g 2 ba g g i  |
| 80 Ali Medan A | y x cr  |
| 85 Ahmed Sadek | t f   |
| 95 Ahmed       | t c g   |

### Iceland

|                  |   |
|------------------|---|
| 1 Sigmundsson    | r r r r r s r r r r r r r r r r r s r r r r s r s r r s |
| 3 Gautason D     | e   |
| 4 Oskarsson A    | bg pi f i f t t t a g                                   |
| 5 Sveinsson G    | b   |
| 10 Runarsson T   | t fg t g g g g g g g a f f g                            |
| 11 Valencia S    | f c g b g c a b g                                       |
| 14 Sindrason E   | g t g a g a t f f pg                                    |
| 19 Ramos Rocha   | g f f g f f   |
| 20 Omarsson G    | t g g   |
| 21 Gislason T    | cy f t f  |
| 22 Thorarinnsson | x t e   |
| 23 Freysson J    | b   |
| 24 Hinriksson B  | f   |
| 25 Thrastarson H | g p g f f g g g p f a f t f p a f g pg g 2 2            |
| 26 Oskarsson S   | r r r r r r s r r r r r r r r r r                       |
| 27 Stefansson O  | x t   |

|                   |               |                   |                         |                    |                 |
|-------------------|---------------|-------------------|-------------------------|--------------------|-----------------|
| In game           | g Goal scored | f Missed shot     | a Assist                | t Technical faults | b Steal         |
| 2 2min suspension | e Earned 7m   | c Committed 7m    | y Yellow card           | r Red Card         | k Blue card     |
| i Earned 2min.    | x Block       | 4 4min suspension | p Pass for clear chance | s Saved shot       | r Received goal |