



2019 IHF Men's Youth (U19) World Championship

North Macedonia (Skopje)

Placement Match 17-20



Match Team Statistics

Saudi Arabia 23 - 28 Chinese Taipei

14.8.2019. 11:45

Match No. 62

(9 - 11) (14 - 17)

Attendance: 100

SC Jane Sandanski

Referees: Khalid Shakir Hussein (IRQ) / Fadhi Kadhim Imran (IRQ)

Saudi Arabia

#	Surname and name	S	Goals / shots								Attack					Def.			Penalties			TP		
			Tot.	%	9m	6m	Wing	7m	FB	Brk.	LD	As.	PC	E7	E2	TF	St.	C7	Blk	YC	2m		R	B
1	HUSSAIN ABO ALWAH Jihad																							11:42
3	HUSSAIN KHADIMI Sajad																							
7	QAESAR ALMOHSEN Ali		6/7	86	0/1	2/2		3/3		1/1		1		2		2								26:29
9	OSSAMA ALSHUWAIKHAT Sajad		3/4	75						3/4														12:12
10	HADI ALMAJRASHI Bandar		1/4	25	0/3		1/1							1	2			1		1				31:56
11	HASSAN ALOBAIDI Mohammed																							
16	ALMOHAMMED Hassan	S	0/1	0																				47:42
22	HASSAN ALABED Muhhannad		0/1	0		0/1												1				1		33:10
24	NAFAA ALMUHAMMAD Hassan	S	0/2	0	0/1					0/1					2			1				1		13:03
37	AHMED ALQASIR Murtada		4/5	80	1/1		2/2		1/1		0/1					1	2	2						21:42
45	HASSAN ALBAHAR Mahmoud	S	1/5	20	0/2	1/2				0/1		1	1	2	2	3	3					2		50:15
57	MOHAMMED ABOOBAID Hamdi	S	3/4	75				1/1	1/1	1/2		1	3	2	2									47:13
76	ABDULLAH ALTURKI Hassan	S	1/2	50		0/1	1/1								1	2		1						60:00
94	NAJI ASHOUR Saleh	S	0/1	0		0/1																1		9:42
97	MOHAMMAD ALYUSEF Abdullah		1/2	50	1/2							3					1	2						19:01
99	HASSAN ALKHALIF Ayman	S	3/4	75		1/1		1/2	1/1			1		1	1			1				1		35:53
	Team / bench																					1		
	UKUPNO		23/42	55	2/10	4/8	4/4	5/6	3/3	5/9	0/2	6	4	6	5	13	7	10	1	1	7	0	0	

#	Surname and name	Saves / shots								
		Tot.	%	9m	6m	Wing	7m	FB	Brk.	LD
1	HUSSAIN ABO ALWAH Jihad	1/6	17	1/1	0/1		0/4			
16	ALMOHAMMED Hassan	6/28	21	2/7	2/6	1/2	1/6	0/3	0/4	
	TOTAL	7/34	21	3/8	2/7	1/2	1/10	0/3	0/4	0/0

Coach: Ahmed Nabil Ahmed

Number of attacks: 55, Efficiency: 42%, Average Duration: 29.5 seconds

Attack by type of defense

	Shots	9m	6m	Wing	TF	E7	E2
On def. 6-0	4/8	1/3	0/2	2/2	2	0	1
On def. 5-1	4/7	0/1	1/2	1/1	5	2	2
On def. 3-2-1	3/5	1/3	1/1	1/1	0	2	0
On def. 3-3	4/11	0/3	2/3	0/0	6	2	2
Fastbreak	3/3				0	0	0

Defense by type

	Total	9m	6m	Wing	Stl.	C7	2m
Def. 6-0	2/3	1/2	1/1	0/0	1	2	3
Def. 5-1	14/24	5/11	4/7	1/2	2	8	3
Def. 3-2-1	0/0	0/0	0/0	0/0	2	0	1
Def. 3-3	0/0	0/0	0/0	0/0	2	0	0
Fastbreak	3/3				0	0	0

Attack with goalkeeper out

	Attack				Reaction		
	Att.	Eff.	Shots	TF	FB	LD	Tot.
GK out pl. minority	2	50%	1/1	1	0/0	0/0	0/0
GK in	53	42%	22/41	12	3/3	0/0	3/3

GK out attack is counted if one part or whole attack was GK out

Attack with player superiority/minority

	Attack				Reaction		
	Att.	Eff.	Shots	TF	FB	LD	Tot.
Superiority +2	1	100%	1/1	0	0/0	0/0	0/0
Superiority +1	7	57%	4/7	0	0/0	0/0	0/0
Normal	22	41%	9/18	6	2/2	0/0	2/2
Minority -1	17	41%	7/10	5	0/0	0/0	0/0

Player superiority counted at the end of attack (in case it changes during attack)

Defense with opponent goalkeeper out

	Attack				Reaction		
	Att.	Eff.	Shots	TF	FB	LD	Tot.
GK in	56	50%	28/40	15	3/3	0/2	3/5

Defense with player superiority/minority

	Attack				Reaction		
	Att.	Eff.	Shots	TF	FB	LD	Tot.
Minority -1	16	44%	7/10	5	1/1	0/0	1/1
Normal	25	52%	13/19	7	1/1	0/2	1/3
Superiority +1	6	83%	5/6	0	1/1	0/0	1/1
Superiority +2	1	0%	0/0	1	0/0	0/0	0/0

Jersey number Tot. Total shooting 6m 6m (line) shooting 9m 9m shooting Wng Wing shooting FB Fastbreak sh. 7m 7m penalty sh.
 Brk. Breakthrough sh. LD Long distance sh. As. Assists PC Pass clear chance E7 Earned 7m pen. TF Technical faults St. Steals
 2m 2m punishments C7. Committed 7m E2 Earned 2m pun. YC. Yellow cards R/B Red/Blue cards Blk. Blocks S Starting Line-up



2019 IHF Men's Youth (U19) World Championship

North Macedonia (Skopje)

Placement Match 17-20



Match Team Statistics

Match No. 62

Saudi Arabia 23 - 28 Chinese Taipei

(9 - 11) (14 - 17)

14.8.2019. 11:45

Attendance: 100

SC Jane Sandanski

Referees: Khalid Shakir Hussein (IRQ) / Fadhi Kadhim Imran (IRQ)

Shot distribution by player

3 S. Hussain Khadimi

7 A. Qaesar Almohsen

1/1		1/1
		1/1
2/2		

1 post 1/1 lob

9 S. Ossama

Ashuwaikhat

1/1		
2/2		

10 B. Hadi Almajrashi

		1/1

1 post

11 M. Hassan Alobaidi

22 M. Hassan Alabed

24 H. Nafaa

Almohammad

37 M. Ahmed Alqasir

		3/3

1/1 lob

45 M. Hassan Albahar

		1/1

1 miss.

57 H. Mohammed

Aboobaid

1/1		
1/1		1/1

1 post

76 H. Abdullah Alturki

		1/1

1 miss.

94 S. Naji Ashour

97 A. Mohammad

Alyousef

	1/1	

1 miss.

99 A. Hassan Alkhalif

1/1		1/1
1/1		

TOTAL

2/2		1/1
4/4		2/2
4/4	1/1	7/7

3 post 3 miss. 2/2 lob

Saves distribution goalkeepers

1 J. Hussain Abo

Alwah

0/1		
0/2	0/1	0/1

16 H. Almohammed

	0/1	0/1
0/4		0/3
0/6	0/1	0/7

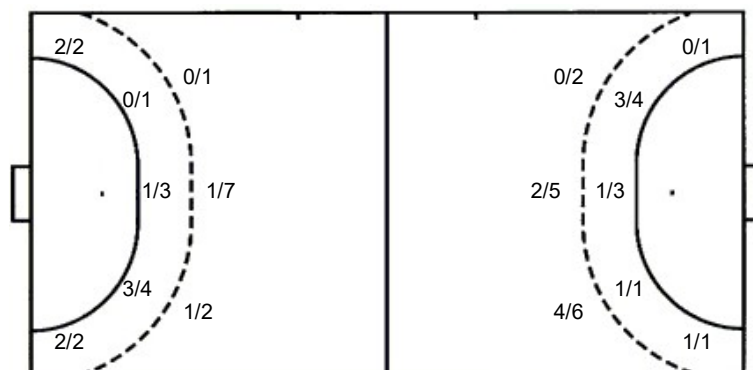
TOTAL

	0/1	0/1
0/5		0/3
0/8	0/2	0/8

Shots by position

ATTACK

DEFENSE



7m penalties 5/6
Fastbreak 3/3
Breakthrough 5/9
Long dist. 0/2

7m penalties 9/10
Fastbreak 3/3
Breakthrough 4/4
Long dist. 0/0

Shooting statistics

Position	Goals	Sav.	Miss.	Post	Blk.	Total	%
Back (9m)	2	5	1	2	0	10	20
Line (6m)	4	2	2	0	0	8	50
Wing	4	0	0	0	0	4	100
7m penalties	5	1	0	0	0	6	83
Fastbreak	3	0	0	0	0	3	100
Breakthrough	5	3	0	1	0	9	56
Total	23	11	3	3	0	40	58

Jersey number Tot. Total shooting 6m 6m (line) shooting 9m 9m shooting Wng. Wing shooting FB Fastbreak sh. 7m 7m penalty sh.
Brk. Breakthrough sh. LD Long distance sh. As. Assists PC Pass clear chance E7 Earned 7m pen. TF Technical faults St. Steals
2m 2m punishments C7. Committed 7m E2 Earned 2m pun. YC. Yellow cards R/B Red/Blue cards Blk. Blocks S Starting Line-up



2019 IHF Men's Youth (U19) World Championship

North Macedonia (Skopje)

Placement Match 17-20



Match Team Statistics

Saudi Arabia 23 - 28 Chinese Taipei

14.8.2019. 11:45

Match No. 62

(9 - 11) (14 - 17)

Attendance: 100

SC Jane Sandanski

Referees: Khalid Shakir Hussein (IRQ) / Fadhi Kadhim Imran (IRQ)

Chinese Taipei

#	Surname and name	S	Goals / shots								Attack				Def.			Penalties			TP			
			Tot.	%	9m	6m	Wing	7m	FB	Brk.	LD	As.	PC	E7	E2	TF	St.	C7	Blk	YC		2m	R	B
1	CHANG Tsai Chih	S	0/1	0		0/1									1									39:03
4	LIN Yen Ting																1							9:57
5	HSIEH Chi-Hsuan	S	6/9	67	3/5	1/1		0/1						2/2	1	1	1	1	3				1	54:19
6	TSENG Wei Hsiang		0/1	0	0/1										1			1	2					17:32
7	TING His-Shing	S	3/4	75	0/1	1/1								2/2			2	1	2	1			1	52:37
8	HSIEH Yen Po	S	1/1	100											3		2	1	2	2				38:49
10	HSU Feng Yuan		1/1	100		1/1															1			25:30
11	HSU Yu-Chen	S	8/11	73	1/3	1/1	0/1	6/6							2		1	1	1					37:50
18	TSAI Yu-Che		3/3	100				3/3																0:47
19	ZENG Hao-Ting	S																				2		24:56
25	FANG Bai Hong		1/2	50		1/2																	2	12:28
34	CHAO Bo Yen																							3:35
36	CHANG Kai Hsiang		0/1	0		0/1																		15:33
47	YANG Lin Shao Yan	S	4/4	100	1/1		1/1		1/1	1/1							3		2	1	1		1	50:19
77	YANG Jiun Shiang		1/2	50	1/2												1	1	2		1			15:46
99	CHUANG Po-Hsiang														1									20:59
	Team / bench																						1	
	UKUPNO		28/40	70	6/13	5/8	1/2	9/10	3/3	4/4	0/0	9	2	10	6	15	4	6	0	1	6	0	0	

#	Surname and name	Saves / shots								
		Tot.	%	9m	6m	Wing	7m	FB	Brk.	LD
1	CHANG Tsai Chih	9/22	41	4/5	2/4	0/2	1/4	0/2	2/5	
99	CHUANG Po-Hsiang	3/13	23	1/2	0/2	0/2	0/1	1/3	1/1	
	TOTAL	12/35	34	5/7	2/6	0/4	1/6	0/3	3/8	1/1

Coach: Chun Yu Li

Number of attacks: 56, Efficiency: 50%, Average Duration: 35.3 seconds

Attack by type of defense

	Shots	9m	6m	Wing	TF	E7	E2
On def. 6-0	2/3	1/2	1/1	0/0	3	2	3
On def. 5-1	14/24	5/11	4/7	1/2	11	8	3
On def. 3-2-1	0/0	0/0	0/0	0/0	1	0	0
Fastbreak	3/3				0	0	0

Defense by type

	Total	9m	6m	Wing	Stl.	C7	2m
Def. 6-0	4/8	1/3	0/2	2/2	0	0	1
Def. 5-1	4/7	0/1	1/2	1/1	4	2	2
Def. 3-2-1	3/5	1/3	1/1	1/1	0	2	1
Def. 3-3	4/11	0/3	2/3	0/0	0	2	2
Fastbreak	3/3				0	0	0

Attack with goalkeeper out

	Attack				Reaction		
	Att.	Eff.	Shots	TF	FB	LD	Tot.
GK in	56	50%	28/40	15	3/3	0/2	3/5

GK out attack is counted if one part or whole attack was GK out

Attack with player superiority/minority

	Attack				Reaction		
	Att.	Eff.	Shots	TF	FB	LD	Tot.
Superiority +1	16	44%	7/10	5	1/1	0/0	1/1
Normal	25	52%	13/19	7	1/1	0/2	1/3
Minority -1	6	83%	5/6	0	1/1	0/0	1/1
Minority -2	1	0%	0/0	1	0/0	0/0	0/0

Player superiority counted at the end of attack (in case it changes during attack)

Defense with opponent goalkeeper out

	Attack				Reaction		
	Att.	Eff.	Shots	TF	FB	LD	Tot.
GK out (7 on 6)	0	0%	0/0	0	0/0	0/0	0/0
GK in	53	42%	22/41	12	3/3	0/0	3/3

Defense with player superiority/minority

	Attack				Reaction		
	Att.	Eff.	Shots	TF	FB	LD	Tot.
Minority -2	1	100%	1/1	0	0/0	0/0	0/0
Minority -1	7	57%	4/7	0	0/0	0/0	0/0
Normal	22	41%	9/18	6	2/2	0/0	2/2
Superiority +1	17	41%	7/10	5	0/0	0/0	0/0

Jersey number Tot. Total shooting 6m 6m (line) shooting 9m 9m shooting Wng Wing shooting FB Fastbreak sh. 7m 7m penalty sh.
 Brk. Breakthrough sh. LD Long distance sh. As. Assists PC Pass clear chance E7 Earned 7m pen. TF Technical faults St. Steals
 2m 2m punishments C7. Committed 7m E2 Earned 2m pun. YC. Yellow cards R/B Red/Blue cards Blk. Blocks S Starting Line-up



2019 IHF Men's Youth (U19) World Championship

North Macedonia (Skopje)

Placement Match 17-20



Match Team Statistics

Match No. 62

Saudi Arabia 23 - 28 Chinese Taipei

(9 - 11) (14 - 17)

14.8.2019. 11:45

Attendance: 100

SC Jane Sandanski

Referees: Khalid Shakir Hussein (IRQ) / Fadhi Kadhim Imran (IRQ)

Shot distribution by player

4 Y. Lin	5 C. Hsieh	6 W. Tseng	7 H. Ting	8 Y. Hsieh	10 F. Hsu	11 Y. Hsu																																																															
<table border="1"><tr><td></td><td></td><td></td></tr><tr><td></td><td></td><td></td></tr><tr><td></td><td></td><td></td></tr></table>										<table border="1"><tr><td></td><td></td><td>1/1</td></tr><tr><td>1/1</td><td></td><td>1/1</td></tr><tr><td>2/2</td><td></td><td>1/1</td></tr></table> 1 post 1 miss.			1/1	1/1		1/1	2/2		1/1	<table border="1"><tr><td></td><td></td><td></td></tr><tr><td></td><td></td><td></td></tr><tr><td></td><td></td><td></td></tr></table> 1 block										<table border="1"><tr><td></td><td></td><td></td></tr><tr><td></td><td></td><td>1/1</td></tr><tr><td></td><td></td><td>2/2</td></tr></table>						1/1			2/2	<table border="1"><tr><td></td><td></td><td></td></tr><tr><td></td><td></td><td></td></tr><tr><td>1/1</td><td></td><td></td></tr></table>							1/1			<table border="1"><tr><td></td><td></td><td></td></tr><tr><td>1/1</td><td></td><td></td></tr><tr><td></td><td></td><td></td></tr></table>				1/1						<table border="1"><tr><td></td><td>1/1</td><td></td></tr><tr><td>2/2</td><td></td><td></td></tr><tr><td>2/2</td><td></td><td>3/3</td></tr></table> 1 miss.		1/1		2/2			2/2		3/3
		1/1																																																																			
1/1		1/1																																																																			
2/2		1/1																																																																			
		1/1																																																																			
		2/2																																																																			
1/1																																																																					
1/1																																																																					
	1/1																																																																				
2/2																																																																					
2/2		3/3																																																																			
18 Y. Tsai	19 H. Zeng	25 B. Fang	34 B. Chao	36 K. Chang	47 L. Yang	77 J. Yang																																																															
<table border="1"><tr><td></td><td></td><td></td></tr><tr><td></td><td></td><td></td></tr><tr><td>1/1</td><td>1/1</td><td>1/1</td></tr></table>							1/1	1/1	1/1	<table border="1"><tr><td></td><td></td><td></td></tr><tr><td></td><td></td><td></td></tr><tr><td></td><td></td><td></td></tr></table>										<table border="1"><tr><td></td><td></td><td></td></tr><tr><td></td><td></td><td></td></tr><tr><td>1/1</td><td></td><td></td></tr></table>							1/1			<table border="1"><tr><td></td><td></td><td></td></tr><tr><td></td><td></td><td></td></tr><tr><td></td><td></td><td></td></tr></table>										<table border="1"><tr><td></td><td></td><td></td></tr><tr><td></td><td></td><td></td></tr><tr><td></td><td></td><td></td></tr></table> 1 miss.										<table border="1"><tr><td></td><td></td><td></td></tr><tr><td>1/1</td><td></td><td>1/1</td></tr><tr><td>1/1</td><td></td><td>1/1</td></tr></table>				1/1		1/1	1/1		1/1	<table border="1"><tr><td></td><td></td><td></td></tr><tr><td></td><td></td><td></td></tr><tr><td></td><td>1/1</td><td></td></tr></table>								1/1	
1/1	1/1	1/1																																																																			
1/1																																																																					
1/1		1/1																																																																			
1/1		1/1																																																																			
	1/1																																																																				

TOTAL

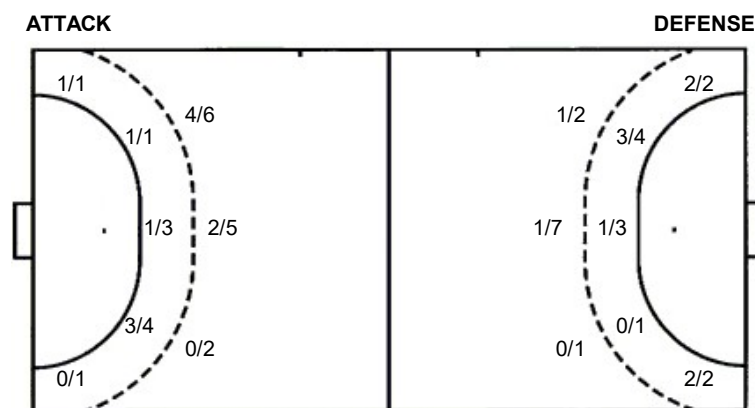
	1/1	1/1
5/5		3/3
8/8	2/2	8/8

1 post 3 miss. 1 block

Saves distribution goalkeepers

1 T. Chang	99 P. Chuang	TOTAL																											
<table border="1"><tr><td>0/2</td><td></td><td></td></tr><tr><td>0/2</td><td></td><td>0/2</td></tr><tr><td>0/2</td><td></td><td>0/5</td></tr></table>	0/2			0/2		0/2	0/2		0/5	<table border="1"><tr><td></td><td></td><td>0/1</td></tr><tr><td>0/2</td><td></td><td></td></tr><tr><td>0/2</td><td>0/1</td><td>0/2</td></tr></table>			0/1	0/2			0/2	0/1	0/2	<table border="1"><tr><td>0/2</td><td></td><td>0/1</td></tr><tr><td>0/4</td><td></td><td>0/2</td></tr><tr><td>0/4</td><td>0/1</td><td>0/7</td></tr></table>	0/2		0/1	0/4		0/2	0/4	0/1	0/7
0/2																													
0/2		0/2																											
0/2		0/5																											
		0/1																											
0/2																													
0/2	0/1	0/2																											
0/2		0/1																											
0/4		0/2																											
0/4	0/1	0/7																											

Shots by position



7m penalties 9/10
Fastbreak 3/3
Breakthrough 4/4
Long dist. 0/0

7m penalties 5/6
Fastbreak 3/3
Breakthrough 5/9
Long dist. 0/2

Shooting statistics

Position	Goals	Sav.	Miss.	Post	Blk.	Total	%
Back (9m)	6	3	2	1	1	13	46
Line (6m)	5	2	1	0	0	8	63
Wing	1	1	0	0	0	2	50
7m penalties	9	1	0	0	0	10	90
Fastbreak	3	0	0	0	0	3	100
Breakthrough	4	0	0	0	0	4	100
Total	28	7	3	1	1	40	70

Jersey number Tot. Total shooting 6m 6m (line) shooting 9m 9m shooting Wng. Wing shooting FB Fastbreak sh. 7m 7m penalty sh.
Brk. Breakthrough sh. LD Long distance sh. As. Assists PC Pass clear chance E7 Earned 7m pen. TF Technical faults St. Steals
2m 2m punishments C7. Committed 7m E2 Earned 2m pun. YC. Yellow cards R/B Red/Blue cards Blk. Blocks S Starting Line-up



2019 IHF Men's Youth (U19) World Championship

North Macedonia (Skopje)

Placement Match 17-20

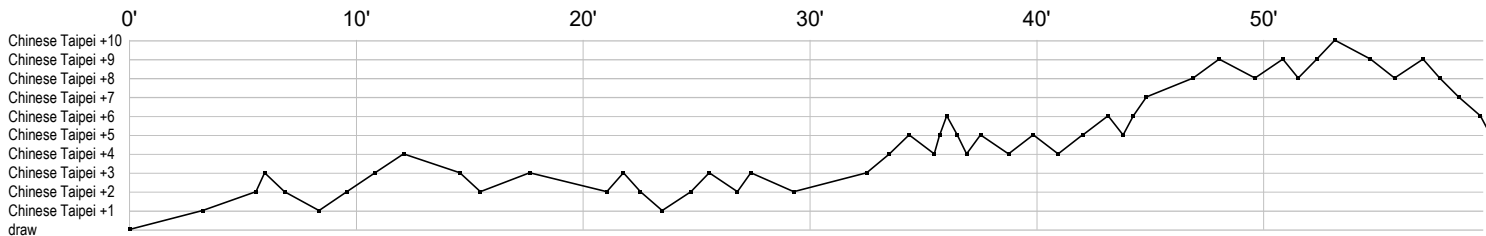


Match Team Statistics
Match No. 62

Saudi Arabia 23 - 28 Chinese Taipei
(9 - 11) (14 - 17)

14.8.2019. 11:45
Attendance: 100
SC Jane Sandanski

Referees: Khalid Shakir Hussein (IRQ) / Fadhi Kadhim Imran (IRQ)



Saudi Arabia

1 Hussain Abo	r	r r r r	r s
3 Hussain			
7 Qaesar		g	t g f t g e g a e g
9 Ossama			g g g f
10 Hadi	f	f x2	i f g t t
11 Hassan			
16 Almomhammed	s r r r s r r	r r s r r r r s f r r r sr	r r r sr r r r r
22 Hassan			f 2 c
24 Nafaa	t t f f		2
37 Ahmed			g c t g c bg g
45 Hassan	t f b g	c i i f f pc	2c te b f b 2
57 Mohammed	f p p e	p t a g g eg	t
76 Abdullah		t g t	c f i
94 Naji Ashour S	f	2	
97 Mohammad		ba c	a a c f g
99 Hassan	g g	ba g fie	2

Chinese Taipei

1 Chang T	s assr r	s r r s	r r r sr r	s s s f r r r tr	
4 Lin Y					p 2 c
5 Hsieh C	g	i g t	f 2	g f g g t	a p g t e f
6 Tseng W		a t t	fi		
7 Ting H	t t		bg f	e g g ei	2
8 Hsieh Y		g a t		e i b a	ba e t
10 Hsu F		g			c
11 Hsu Y	f g f		g g f	a g gei	g g t g a
18 Tsai Y					g g g
19 Zeng H		c		c	
25 Fang B			2	2	f g
34 Chao B					
36 Chang K					f
47 Yang L	b g		g e t e	2c	g t g e
77 Yang J			c		g t i e f
99 Chuang P					r r s r r a s r r r r

In game	g Goal scored	f Missed shot	a Assist	t Technical faults	b Steal
2 2min suspension	e Earned 7m	c Committed 7m	y Yellow card	r Red Card	k Blue card
i Earned 2min.	x Block	4 4min suspension	p Pass for clear chance	s Saved shot	r Received goal