



# 2019 IHF Men's Youth (U19) World Championship

North Macedonia (Skopje)

Group D



Match Team Statistics

Match No. 60

Iceland 22 - 26 Germany

(9 - 13) (13 - 13)

12.8.2019. 14:30

Attendance: 100

SC Boris Trajkovski

Referees: Yann Carmaux (FRA) / Julien Mursch (FRA)

## Iceland

Players		Goals / shots									Attack					Def.			Penalties			TP			
#	Surname and name	S	Tot.	%	9m	6m	Wing	7m	FB	Brk.	LD	As.	PC	E7	E2	TF	St.	C7	Blk	YC	2m	R	B		
1	SIGMUNDSSON Svavar																								29:15
3	GAUTASON Dagur	S	4/7	57			3/5		0/1	1/1															42:11
4	OSKARSSON Arnor Snaer	S	1/4	25	1/4								1												16:58
5	SVEINSSON Godi Ingvar		3/6	50	3/6								4		1	1									18:34
10	RUNARSSON Tumi Steinn	S	3/7	43	2/5					1/2				1	1										14:47
11	VALENCIA Stiven Tobar	S	0/2	0			0/2									1	1								29:07
14	SINDRASON Einar Orn		3/7	43	1/4			2/2		0/1			2	1		2									28:27
19	RAMOS ROCHA Hafstein Oli		2/6	33	2/6								2			1									36:42
20	OMARSSON Gudjon Baldur		2/5	40			2/5																		42:43
21	GISLASON Tjorvi Tyr													1	1		2								25:32
22	THORARINSSON Erikur Gudni	S	1/1	100		1/1											2			1	1				22:54
23	FREYSSON Jon Bald		1/1	100		1/1									1										18:03
24	HINRIKSSON Blaer	S	2/4	50	1/3						1/1	1				3							1		41:12
26	OSKARSSON Sigardur Dan	S																							27:29
27	STEFANSSON Olafur Brim		0/1	0		0/1							1												26:06
	Team / bench															1									
	UKUPNO		22/51	43	10/28	2/3	5/12	2/2	0/1	2/4	1/1	6	6	2	4	9	3	2	0	1	3	0	0		

Goalkeepers		Saves / shots								
#	Surname and name	Tot.	%	9m	6m	Wing	7m	FB	Brk.	LD
1	SIGMUNDSSON Svavar	8/21	38	2/4	1/5	3/5	0/1	1/2	1/4	
26	OSKARSSON Sigardur Dan	3/14	21	1/4	1/4	0/2	0/1	1/3		
	TOTAL	11/35	31	3/8	2/9	3/7	0/2	2/5	1/4	0/0

Coach: Heimir Rikardsson

Number of attacks: 53, Efficiency: 42%, Average Duration: 40.5 seconds

### Attack by type of defense

	Shots	9m	6m	Wing	TF	E7	E2
On def. 6-0	19/47	10/28	2/3	5/12	9	2	4
Fastbreak	0/1				0	0	0

### Defense by type

	Total	9m	6m	Wing	Stl.	C7	2m
Def. 6-0	11/19	3/7	4/5	3/5	3	2	3
Def. 5-1	8/12	2/4	3/4	1/2	0	0	0
Fastbreak	3/5				0	0	0

### Attack with goalkeeper out

	Attack				Reaction		
	Att.	Eff.	Shots	TF	FB	LD	Tot.
GK out (7 on 6)	1	0%	0/1	0	0/1	0/0	0/1
GK out pl. minority	2	50%	1/2	1	0/0	0/0	0/0
GK in	50	42%	21/48	8	3/4	2/2	5/6

GK out attack is counted if one part or whole attack was GK out

### Defense with opponent goalkeeper out

	Attack				Reaction		
	Att.	Eff.	Shots	TF	FB	LD	Tot.
GK out (7 on 6)	1	0%	0/1	0	0/0	0/0	0/0
GK in	46	54%	25/36	8	0/1	0/0	0/1

### Attack with player superiority/minority

	Attack				Reaction		
	Att.	Eff.	Shots	TF	FB	LD	Tot.
Superiority +2	1	100%	1/1	0	0/0	0/0	0/0
Superiority +1	7	71%	5/5	2	0/0	0/0	0/0
Normal	30	30%	9/33	3	3/5	1/1	4/6
Minority -1	6	50%	3/4	3	0/0	1/1	1/1

Player superiority counted at the end of attack (in case it changes during attack)

### Defense with player superiority/minority

	Attack				Reaction		
	Att.	Eff.	Shots	TF	FB	LD	Tot.
Minority -1	7	86%	6/7	0	0/0	0/0	0/0
Normal	31	52%	16/23	6	0/1	0/0	0/1
Superiority +1	6	17%	1/3	3	0/0	1/1	1/1
Superiority +2	1	0%	0/1	1	0/0	0/0	0/0

# Jersey number Tot. Total shooting 6m 6m (line) shooting 9m 9m shooting Wng. Wing shooting FB Fastbreak sh. 7m 7m penalty sh.  
 Brk. Breakthrough sh. LD Long distance sh. As. Assists PC Pass clear chance E7 Earned 7m pen. TF Technical faults St. Steals  
 2m 2m punishments C7. Committed 7m E2 Earned 2m pun. YC. Yellow cards R/B Red/Blue cards Blk. Blocks S Starting Line-up



# 2019 IHF Men's Youth (U19) World Championship

North Macedonia (Skopje)

Group D



Match Team Statistics

Match No. 60

Iceland 22 - 26 Germany

(9 - 13) (13 - 13)

12.8.2019. 14:30

Attendance: 100

SC Boris Trajkovski

Referees: Yann Carmaux (FRA) / Julien Mursch (FRA)

## Shot distribution by player

3 D. Gautason

1/1	1/1	1/1
1/1		

1 post

4 A. Oskarsson

		1/1

1 post 1 miss.

5 G. Sveinsson

1/1	1/1	
1/1		

1 block

10 T. Runarsson

1/1		1/1
1/1		

1 post 2 miss.

11 S. Valencia


1 post

14 E. Sindrason

1/1		
2/2		

19 H. Ramos Rocha

1/1		
		1/1

2 block

20 G. Omarsson

2/2		

2 miss.

21 T. Gislason


22 E. Thorarinnsson

		1/1

23 J. Freysson

	1/1	

24 B. Hinriksson

1/1		1/1

1 post 1 miss.

27 O. Stefansson


TOTAL

8/8	3/3	5/5
		1/1
5/5		

5 post 6 miss. 3 block

## Saves distribution goalkeepers

1 S. Sigmundsson

0/2	0/6	0/5
0/1		

26 S. Oskarsson

0/6	0/1	0/2
0/1		0/2

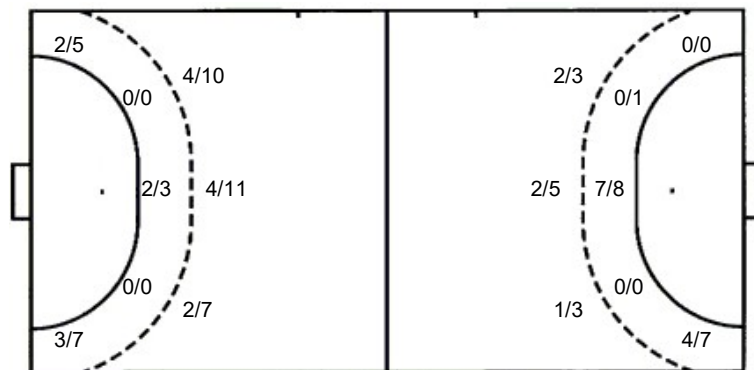
TOTAL

0/8	0/7	0/7
0/2		0/2

## Shots by position

ATTACK

DEFENSE



7m penalties 2/2  
Fastbreak 0/1  
Breakthrough 2/4  
Long dist. 1/1

7m penalties 2/2  
Fastbreak 3/5  
Breakthrough 3/4  
Long dist. 2/2

## Shooting statistics

Position	Goals	Sav.	Miss.	Post	Blk.	Total	%
Back (9m)	10	8	4	3	3	28	36
Line (6m)	2	1	0	0	0	3	67
Wing	5	4	2	1	0	12	42
7m penalties	2	0	0	0	0	2	100
Fastbreak	0	0	0	1	0	1	0
Breakthrough	2	2	0	0	0	4	50
<b>Total</b>	<b>21</b>	<b>15</b>	<b>6</b>	<b>5</b>	<b>3</b>	<b>50</b>	<b>42</b>



# 2019 IHF Men's Youth (U19) World Championship

North Macedonia (Skopje)

Group D



Match Team Statistics

Match No. 60

## Iceland 22 - 26 Germany

(9 - 13) (13 - 13)

12.8.2019. 14:30

Attendance: 100

SC Boris Trajkovski

Referees: Yann Carmaux (FRA) / Julien Mursch (FRA)

### Germany

Players		Goals / shots										Attack					Def.			Penalties			TP		
#	Surname and name	S	Tot.	%	9m	6m	Wing	7m	FB	Brk.	LD	As.	PC	E7	E2	TF	St.	C7	Blk	YC	2m	R	B		
1	JEPSEN Johannes		1/1	100							1/1														12:28
2	TOBELER Jaris		2/5	40			2/5									1			1						23:08
3	PFEIFER Alexander		0/1	0					0/1					1											17:34
4	KOSTER Julian	S	1/2	50	0/1						1/1		1			2									25:45
7	REIMANN Alexander		1/2	50					1/2							2									41:10
10	MAVERS Veit		3/3	100			2/2	1/1				5	3			1			1		1				44:28
12	DIEDRICH Lukas	S																							44:00
13	FUSS Merlin	S	2/2	100			2/2					1	1												36:52
15	WEBER Ian	S	0/1	0		0/1						1						1			1				21:57
17	LICHTLEIN Nils		1/2	50	0/1					1/1		3			1										37:16
19	AHOUSOU Phillip		5/5	100	5/5							3				5									17:58
20	MEYER-SIEBERT Julius	S	0/3	0	0/3							1	1												15:19
23	DAMM Benedikt	S	2/2	100		2/2									1										5:30
24	BERGNER Tom	S	6/7	86		5/6			1/1							1									41:15
30	ROLLER Nils													1						1		1			12:55
35	MEDDEB Yessine		2/4	50	0/1					2/3		1	1	1	2		1	1			1				22:25
	Team / bench																								
	UKUPNO		26/40	65	5/11	7/9	4/7	2/2	3/5	3/4	2/2	15	9	2	3	12	1	2	3	0	4	0	0		

Goalkeepers		Saves / shots									
#	Surname and name	Tot.	%	9m	6m	Wing	7m	FB	Brk.	LD	
1	JEPSEN Johannes	4/9	44	2/4	1/1	1/4					
12	DIEDRICH Lukas	11/27	41	6/14	0/2	3/5	0/2		2/4		
	TOTAL	15/36	42	8/18	1/3	4/9	0/2	2/0	2/4	0/0	

Coach: Erik Wudtke

Number of attacks: 53, Efficiency: 49%, Average Duration: 27.4 seconds

### Attack by type of defense

	Shots	9m	6m	Wing	TF	E7	E2
On def. 6-0	11/19	3/7	4/5	3/5	5	2	3
On def. 5-1	8/12	2/4	3/4	1/2	7	0	0
Fastbreak	3/5				0	0	0

### Defense by type

	Total	9m	6m	Wing	Stl.	C7	2m
Def. 6-0	19/47	10/28	2/3	5/12	1	2	4
Fastbreak	0/1				0	0	0

### Attack with goalkeeper out

	Attack				Reaction		
	Att.	Eff.	Shots	TF	FB	LD	Tot.
GK out (7 on 6)	1	0%	0/1	0	0/0	0/0	0/0
GK out pl. minority	6	17%	1/3	4	0/0	1/1	1/1
GK in	46	54%	25/36	8	0/1	0/0	0/1

GK out attack is counted if one part or whole attack was GK out

### Attack with player superiority/minority

	Attack				Reaction		
	Att.	Eff.	Shots	TF	FB	LD	Tot.
Superiority +1	7	86%	6/7	0	0/0	0/0	0/0
Normal	31	52%	16/23	6	0/1	0/0	0/1
Minority -1	6	17%	1/3	3	0/0	1/1	1/1
Minority -2	1	0%	0/1	1	0/0	0/0	0/0

Player superiority counted at the end of attack (in case it changes during attack)

### Defense with opponent goalkeeper out

	Attack				Reaction		
	Att.	Eff.	Shots	TF	FB	LD	Tot.
GK out (7 on 6)	1	0%	0/1	0	0/1	0/0	0/1
GK in	50	42%	21/48	8	3/4	2/2	5/6

### Defense with player superiority/minority

	Attack				Reaction		
	Att.	Eff.	Shots	TF	FB	LD	Tot.
Minority -2	1	100%	1/1	0	0/0	0/0	0/0
Minority -1	7	71%	5/5	2	0/0	0/0	0/0
Normal	30	30%	9/33	3	3/5	1/1	4/6
Superiority +1	6	50%	3/4	3	0/0	1/1	1/1

# Jersey number Tot. Total shooting 6m 6m (line) shooting 9m 9m shooting Wng. Wing shooting FB Fastbreak sh. 7m 7m penalty sh.  
 Brk. Breakthrough sh. LD Long distance sh. As. Assists PC Pass clear chance E7 Earned 7m pen. TF Technical faults St. Steals  
 2m 2m punishments C7. Committed 7m E2. Earned 2m pun. YC. Yellow cards R/B Red/Blue cards Blk. Blocks S Starting Line-up



# 2019 IHF Men's Youth (U19) World Championship

North Macedonia (Skopje)

Group D



Match Team Statistics

Match No. 60

Iceland 22 - 26 Germany

(9 - 13) (13 - 13)

12.8.2019. 14:30

Attendance: 100

SC Boris Trajkovski

Referees: Yann Carmaux (FRA) / Julien Mursch (FRA)

## Shot distribution by player

2 J. Tobeler

1/1		
1/1		

3 A. Pfeifer


4 J. Koster

		1/1

7 A. Reimann

		1/1

10 V. Mavers

	1/1	1/1
1/1		

13 M. Fuss

2/2		

15 I. Weber


17 N. Lichtlein

		1/1

1 miss.

19 P. Ahouansou

2/2	3/3	

20 J. Meyer-Siebert


1 post 1 miss.

23 B. Damm

1/1		1/1

24 T. Bergner

1/1	1/1	3/3
		1/1

30 N. Roller


35 Y. Meddeb

1/1	1/1	

## TOTAL

8/8	6/6	7/7
2/2		2/2

1 post 2 miss.

## Saves distribution goalkeepers

1 J. Jepsen

0/2	0/1	0/1
0/1		

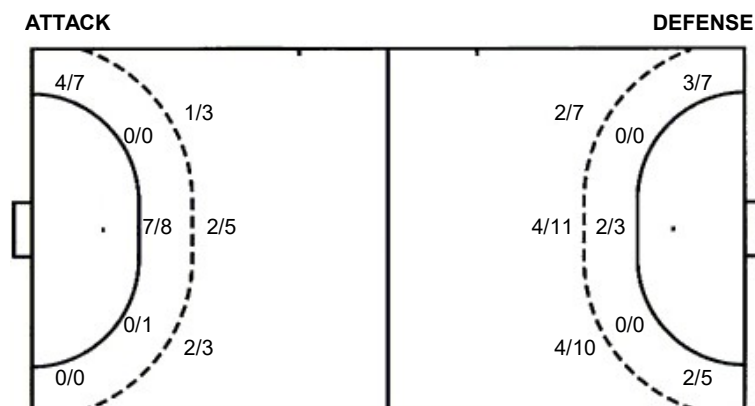
12 L. Diedrich

0/6	0/2	0/4
		0/1
0/4		

TOTAL

0/8	0/3	0/5
		0/1
0/5		

## Shots by position



## Shooting statistics

Position	Goals	Sav.	Miss.	Post	Blk.	Total	%
Back (9m)	5	3	2	1	0	11	45
Line (6m)	7	2	0	0	0	9	78
Wing	4	3	0	0	0	7	57
7m penalties	2	0	0	0	0	2	100
Fastbreak	3	2	0	0	0	5	60
Breakthrough	3	1	0	0	0	4	75
<b>Total</b>	<b>24</b>	<b>11</b>	<b>2</b>	<b>1</b>	<b>0</b>	<b>38</b>	<b>63</b>

7m penalties 2/2  
Fastbreak 3/5  
Breakthrough 3/4  
Long dist. 2/2

7m penalties 2/2  
Fastbreak 0/1  
Breakthrough 2/4  
Long dist. 1/1



# 2019 IHF Men's Youth (U19) World Championship

## North Macedonia (Skopje)

### Group D



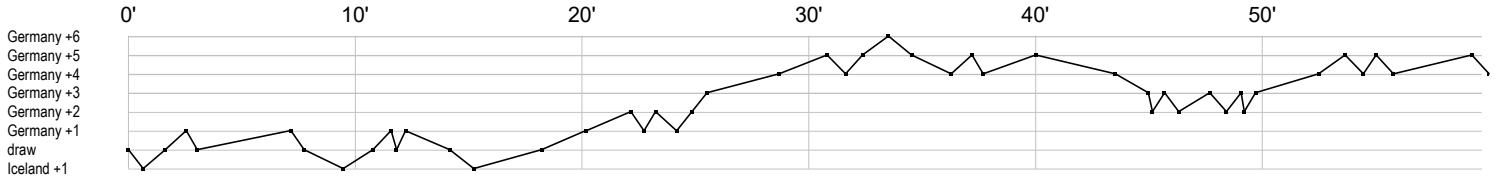
**Match Team Statistics**  
**Match No. 60**

## Iceland 22 - 26 Germany

(9 - 13) (13 - 13)

12.8.2019. 14:30  
Attendance: 100  
SC Boris Trajkovski

Referees: Yann Carmaux (FRA) / Julien Mursch (FRA)



### Iceland

Player	0-10'	10-20'	20-30'	30-40'	40-50'
1 Sigmundsson				r r r r s r	r s s s r r r r s r r r s s s r
3 Gautason D	f g g				g f g f
4 Oskarsson A	p g f	f	f		
5 Sveinsson G			p p	g g g f f i	p t p f
10 Runarsson T	g	f	e g f f f g		
11 Valencia S			f	f bt	
14 Sindrason E		g	f f p f a	t g t g	a f
19 Ramos Rocha			a f f f	f a g	t
20 Omarsson G		f	f f	g	g
21 Gislason T		2			bbi e
22 Thorarinnsson	yc		g		2c
23 Freysson J				g	i
24 Hinriksson B	f t a g t	f		g	t 2
26 Oskarsson S	r r s s r	r r r	r r r r r r s		
27 Stefansson O					a f

### Germany

Player	0-10'	10-20'	20-30'	30-40'	40-50'
1 Jepsen J					r r s r r s s g
2 Tobeler J				g x f	f g f
3 Pfeifer A				p	f
4 Koster J	p t t	g		f	
7 Reimann A		t t	f g		
10 Mavers V	g	a a	a g a x t	p 2	a g p p
12 Diedrich L	r s r	r r r r s s	r r s s s s sr	s r sr r	s r r r
13 Fuss M	g	g	a p		
15 Weber I	f	2c		a	
17 Lichtein N	a	f i	a a		g
19 Ahouansou P		g g	g a	a t t	t t g t g a
20 Meyer-Siebert	f a p	f f			
23 Damm B	e	g	g		
24 Bergner T			g g t g g g	f	g
30 Roller N				x 2	p
35 Meddeb Y				f g 2c	p i g b a i e f

In game	<b>g</b> Goal scored	<b>f</b> Missed shot	<b>a</b> Assist	<b>t</b> Technical faults	<b>b</b> Steal
<b>2</b> 2min suspension	<b>e</b> Earned 7m	<b>c</b> Committed 7m	<b>y</b> Yellow card	<b>r</b> Red Card	<b>k</b> Blue card
<b>i</b> Earned 2min.	<b>x</b> Block	<b>4</b> 4min suspension	<b>p</b> Pass for clear chance	<b>s</b> Saved shot	<b>r</b> Received goal