



2019 IHF Men's Youth (U19) World Championship

North Macedonia (Skopje)



Group D

Match Team Statistics

Serbia 23 - 25 Tunisia

12.8.2019. 12:30

Match No. 59

(13 - 12) (10 - 13)

Attendance: 100

SC Boris Trajkovski

Referees: Mariana Garcia (ARG) / Maria Ines Paolantoni (ARG)

Serbia

Players		Goals / shots										Attack				Def.			Penalties			TP			
#	Surname and name	S	Tot.	%	9m	6m	Wing	7m	FB	Brk.	LD	As.	PC	E7	E2	TF	St.	C7	Blk	YC	2m	R	B		
1	CIROVIC Nikola	S														1									38:33
2	MICIC Ivan	S	6/8	75		6/8						1		2	4										56:05
3	HORVAT Ivan	S	1/5	20	1/4				0/1			4		1		2									42:26
8	RADOJICIC Ognjen																								0:27
12	STOSIC Darko																								21:00
13	MILICEVIC Jovan	S	1/5	20	0/3	0/1					1/1	2	1		1	2		1							51:06
14	KUKIC Djordje	S	3/4	75			3/4					1			1										41:06
16	JELIC Dimitrije																								0:30
19	ANDJELKOVIC Lazar		4/5	80		1/1	2/3	1/1										1						1	31:45
21	KOJADINOVIC Uroš	S	0/3	0	0/1	0/1		0/1																	51:27
24	RADOVIC Danilo	S	7/14	50	3/8			1/2				6	3			1								1	49:15
25	MRVOVIC Vucko																								
29	AVRAMOVIC Uros																1	1			1	1			20:12
35	NIKOLIC Vanja		1/3	33	0/2	1/1								1	1		4								16:08
	Team / bench																								
	UKUPNO		23/47	49	4/18	8/12	5/7	2/4	0/1	3/4	1/1	14	5	4	6	10	1	3	0	1	3	0	0		

Goalkeepers		Saves / shots									
#	Surname and name	Tot.	%	9m	6m	Wing	7m	FB	Brk.	LD	
1	CIROVIC Nikola	9/26	35	5/15	1/4	1/1	1/2	1/1	0/3		
12	STOSIC Darko	6/13	46	3/5		1/2	0/1	1/1	1/4		
16	JELIC Dimitrije	0/1	0				0/1				
	TOTAL	15/40	38	8/20	1/4	2/3	1/4	2/2	1/7	0/0	

Coach: Aleksandar Radosavljevic

Number of attacks: 54, Efficiency: 43%, Average Duration: 33.2 seconds

Attack by type of defense

	Shots	9m	6m	Wing	TF	E7	E2
On def. 6-0	17/30	3/13	7/8	4/5	7	2	4
On def. 5-1	3/11	1/5	1/4	1/2	3	2	2
Fastbreak	0/1				0	0	0

Defense by type

	Total	9m	6m	Wing	Stl.	C7	2m
Def. 6-0	22/38	12/22	3/5	1/3	0	3	3
Def. 5-1	0/0	0/0	0/0	0/0	1	0	0
Def. press.	0/1	0/0	0/0	0/1	0	0	0
Fastbreak	0/2				0	0	0

Attack with goalkeeper out

	Attack				Reaction		
	Att.	Eff.	Shots	TF	FB	LD	Tot.
GK in	54	43%	23/47	10	0/2	0/0	0/2

GK out attack is counted if one part or whole attack was GK out

Attack with player superiority/minority

	Attack				Reaction		
	Att.	Eff.	Shots	TF	FB	LD	Tot.
Superiority +1	10	80%	8/11	0	0/0	0/0	0/0
Normal	34	38%	13/29	7	0/2	0/0	0/2
Minority -1	6	17%	1/5	1	0/0	0/0	0/0
Minority -2	1	0%	0/0	1	0/0	0/0	0/0

Player superiority counted at the end of attack (in case it changes during attack)

Defense with opponent goalkeeper out

	Attack				Reaction		
	Att.	Eff.	Shots	TF	FB	LD	Tot.
GK out (7 on 6)	0	0%	0/0	0	0/0	0/0	0/0
GK in	52	48%	25/42	10	0/1	1/1	1/2

Defense with player superiority/minority

	Attack				Reaction		
	Att.	Eff.	Shots	TF	FB	LD	Tot.
Minority -2	1	100%	1/1	0	0/0	0/0	0/0
Minority -1	7	29%	2/4	2	0/0	0/0	0/0
Normal	36	53%	19/30	7	0/1	1/1	1/2
Superiority +1	8	38%	3/8	1	0/0	0/0	0/0

Jersey number Tot. Total shooting 6m 6m (line) shooting 9m 9m shooting Wng. Wing shooting FB Fastbreak sh. 7m 7m penalty sh.
 Brk. Breakthrough sh. LD Long distance sh. As. Assists PC Pass clear chance E7 Earned 7m pen. TF Technical faults St. Steals
 2m 2m punishments C7. Committed 7m E2 Earned 2m pun. YC. Yellow cards R/B Red/Blue cards Blk. Blocks S Starting Line-up



2019 IHF Men's Youth (U19) World Championship

North Macedonia (Skopje)

Group D



Match Team Statistics

Match No. 59

Serbia 23 - 25 Tunisia

(13 - 12) (10 - 13)

12.8.2019. 12:30

Attendance: 100

SC Boris Trajkovski

Referees: Mariana Garcia (ARG) / Maria Ines Paolantoni (ARG)

Shot distribution by player

2 I. Micic

1/1		1/1
2/2	1/1	1/1

3 I. Horvat

		1/1

1 miss. 1 block

8 O. Radojicic

13 J. Milicevic

		1/1

1 post

14 D. Kukic

1/1		1/1
1/1		

19 L. Andjelkovic

3/3	1/1	

21 U. Kojadinovic

1 post

24 D. Radovic

1/1		2/2
2/2	1/1	1/1

1 post 3 miss.

25 V. Mrvovic

29 U. Avramovic

35 V. Nikolic

1 post 1/1 lob

TOTAL

5/5	1/1	2/2
1/1		3/3
5/5	2/2	3/3

4 post 4 miss. 1 block 1/1 lob

Saves distribution goalkeepers

1 N. Cirovic

0/3		0/4
	0/1	0/2
0/3	0/2	0/2

12 D. Stosic

0/1		0/1
0/1		0/1
		0/3

16 D. Jelic

0/1		

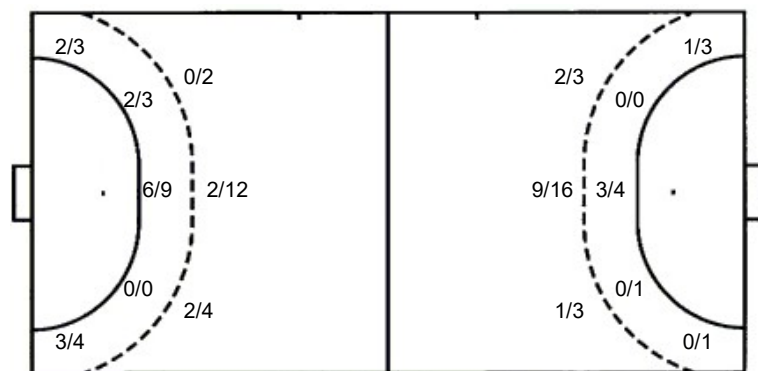
TOTAL

0/4		0/5
0/1	0/1	0/3
0/4	0/2	0/5

Shots by position

ATTACK

DEFENSE



7m penalties 2/4
Fastbreak 0/1
Breakthrough 3/4
Long dist. 1/1

7m penalties 3/4
Fastbreak 0/2
Breakthrough 6/8
Long dist. 0/0

Shooting statistics

Position	Goals	Sav.	Miss.	Post	Blk.	Total	%
Back (9m)	4	6	4	3	1	18	22
Line (6m)	8	3	0	1	0	12	67
Wing	5	2	0	0	0	7	71
7m penalties	2	2	0	0	0	4	50
Fastbreak	0	1	0	0	0	1	0
Breakthrough	3	1	0	0	0	4	75
Total	22	15	4	4	1	46	48

Jersey number Tot. Total shooting 6m 6m (line) shooting 9m 9m shooting Wng. Wing shooting FB Fastbreak sh. 7m 7m penalty sh.
Brk. Breakthrough sh. LD Long distance sh. As. Assists PC Pass clear chance E7 Earned 7m pen. TF Technical faults St. Steals
2m 2m punishments C7. Committed 7m E2 Earned 2m pun. YC. Yellow cards R/B Red/Blue cards Blk. Blocks S Starting Line-up



2019 IHF Men's Youth (U19) World Championship

North Macedonia (Skopje)

Group D



Match Team Statistics

Serbia 23 - 25 Tunisia

12.8.2019. 12:30

Match No. 59

(13 - 12) (10 - 13)

Attendance: 100

SC Boris Trajkovski

Referees: Mariana Garcia (ARG) / Maria Ines Paolantoni (ARG)

Tunisia

Players		Goals / shots										Attack					Def.			Penalties			TP		
#	Surname and name	S	Tot.	%	9m	6m	Wing	7m	FB	Brk.	LD	As.	PC	E7	E2	TF	St.	C7	Blk	YC	2m	R	B		
1	NAMLI Asil	S											1			1									49:56
3	BOUJEZZA Mohamed Achref																								23:11
6	BADI Ouael		3/4	75		3/4									1			1							55:30
7	BOUBAKER Motez																								0:06
9	BOUGUERRA Adem																								
10	FARAH Ala Eddine		0/1	0			0/1																		44:29
11	MADIOUNI Mohamed Firas	S	1/3	33			1/3						1			1									50:31
12	BELKAIED Yassine																								1:13
15	AMMAR Mohamed	S	1/2	50	1/2							1	1			2		2							33:30
16	ZAYANNE Youssef																								3:29
17	LAKHDHAR Mohamed Amine		5/7	71		2/3				3/4			1	1	1	1									22:32
18	FEKIH Rami		4/7	57	2/3				0/1	2/3		1			1	2		1	1						30:04
19	SAIDI Khaled	S	8/11	73	4/7			3/3		1/1		1		1	1										26:03
20	SMAOUI Taha	S	2/5	40	2/5							1				1									49:39
22	BEN SLIMEN Anas	S	0/2	0		0/1		0/1						1											17:21
28	BACHA Hazem	S	1/3	33	1/2					0/1						1									12:26
	Team / bench																								
	UKUPNO		25/45	56	12/22	3/5	1/4	3/4	0/2	6/8	0/0	4	4	3	3	10	0	4	1	1	6	1	0		

Goalkeepers		Saves / shots									
#	Surname and name	Tot.	%	9m	6m	Wing	7m	FB	Brk.	LD	
1	NAMLI Asil	15/36	42	6/10	3/11	2/7	2/4	1/1	1/2	0/1	
12	BELKAIED Yassine	0/1	0						0/1		
16	ZAYANNE Youssef	0/1	0						0/1		
	TOTAL	15/38	39	6/10	3/11	2/7	2/4	3/1	1/4	0/1	

Coach: **Ahmed Rajhi**

Number of attacks: 54, Efficiency: 46%, Average Duration: 33.4 seconds

Attack by type of defense

	Shots	9m	6m	Wing	TF	E7	E2
On def. 6-0	22/38	12/22	3/5	1/3	9	3	3
On def. press.	0/1	0/0	0/0	0/1	1	0	0
Fastbreak	0/2				0	0	0

Defense by type

	Total	9m	6m	Wing	Stl.	C7	2m
Def. 6-0	17/30	3/13	7/8	4/5	0	2	4
Def. 5-1	3/11	1/5	1/4	1/2	0	2	2
Fastbreak	0/1				0	0	0

Attack with goalkeeper out

	Attack				Reaction		
	Att.	Eff.	Shots	TF	FB	LD	Tot.
GK out pl. minority	2	0%	0/3	0	0/0	0/0	0/0
GK in	52	48%	25/42	10	0/1	1/1	1/2

GK out attack is counted if one part or whole attack was GK out

Defense with opponent goalkeeper out

	Attack				Reaction		
	Att.	Eff.	Shots	TF	FB	LD	Tot.
GK in	54	43%	23/47	10	0/2	0/0	0/2

Attack with player superiority/minority

	Attack				Reaction		
	Att.	Eff.	Shots	TF	FB	LD	Tot.
Superiority +2	1	100%	1/1	0	0/0	0/0	0/0
Superiority +1	7	29%	2/4	2	0/0	0/0	0/0
Normal	36	53%	19/30	7	0/1	1/1	1/2
Minority -1	8	38%	3/8	1	0/0	0/0	0/0

Player superiority counted at the end of attack (in case it changes during attack)

Defense with player superiority/minority

	Attack				Reaction		
	Att.	Eff.	Shots	TF	FB	LD	Tot.
Minority -1	10	80%	8/11	0	0/0	0/0	0/0
Normal	34	38%	13/29	7	0/2	0/0	0/2
Superiority +1	6	17%	1/5	1	0/0	0/0	0/0
Superiority +2	1	0%	0/0	1	0/0	0/0	0/0

Jersey number Tot. Total shooting 6m 6m (line) shooting 9m 9m shooting Wng. Wing shooting FB Fastbreak sh. 7m 7m penalty sh.
 Brk. Breakthrough sh. LD Long distance sh. As. Assists PC Pass clear chance E7 Earned 7m pen. TF Technical faults St. Steals
 2m 2m punishments C7 Committed 7m E2 Earned 2m pun. YC. Yellow cards R/B Red/Blue cards Blk. Blocks S Starting Line-up



2019 IHF Men's Youth (U19) World Championship

North Macedonia (Skopje)

Group D



Match Team Statistics

Match No. 59

Serbia 23 - 25 Tunisia

(13 - 12) (10 - 13)

12.8.2019. 12:30

Attendance: 100

SC Boris Trajkovski

Referees: Mariana Garcia (ARG) / Maria Ines Paolantoni (ARG)

Shot distribution by player

3 M. Boujezza

6 O. Badi

1/1		
	1/1	
1/1		

1 post

7 M. Boubaker

9 A. Bouguerra

10 A. Farah

11 M. Madiouni

		1/1

1 miss.

15 M. Ammar

		1/1

17 M. Lakhdhar

1/1		2/2
1/1		
		1/1

1 post

18 R. Fekih

		1/1
		1/1
	1/1	1/1

19 K. Saidi

2/2		2/2
		1/1
1/1	1/1	1/1

2 miss.

20 T. Smaoui

2/2		

22 A. Ben Slimen

28 H. Bacha

		1/1

TOTAL

4/4		5/5
1/1	1/1	3/3
4/4	2/2	5/5

2 post 3 miss.

Saves distribution goalkeepers

1 A. Namli

0/5	0/1	0/2
0/1		0/2
0/4	0/2	0/3

12 Y. Belkaied

0/1		

16 Y. Zayanne

		0/1

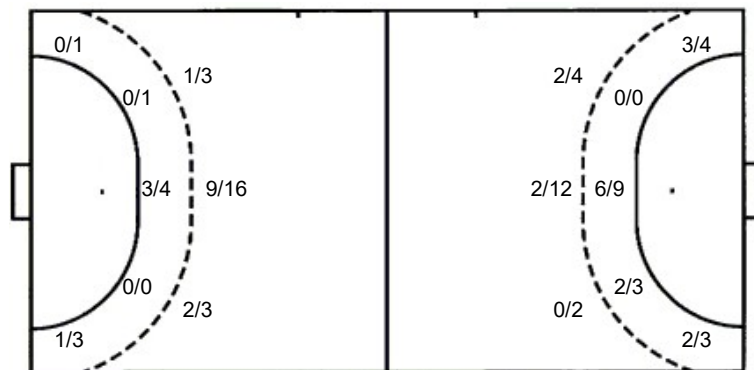
TOTAL

0/5	0/1	0/2
0/1		0/3
0/5	0/2	0/3

Shots by position

ATTACK

DEFENSE



Shooting statistics

Position	Goals	Sav.	Miss.	Post	Blk.	Total	%
Back (9m)	12	8	2	0	0	22	55
Line (6m)	3	1	0	1	0	5	60
Wing	1	2	1	0	0	4	25
7m penalties	3	1	0	0	0	4	75
Fastbreak	0	2	0	0	0	2	0
Breakthrough	6	1	0	1	0	8	75
Total	25	15	3	2	0	45	56

7m penalties 3/4
Fastbreak 0/2
Breakthrough 6/8
Long dist. 0/0

7m penalties 2/4
Fastbreak 0/1
Breakthrough 3/4
Long dist. 1/1



2019 IHF Men's Youth (U19) World Championship

North Macedonia (Skopje)

Group D

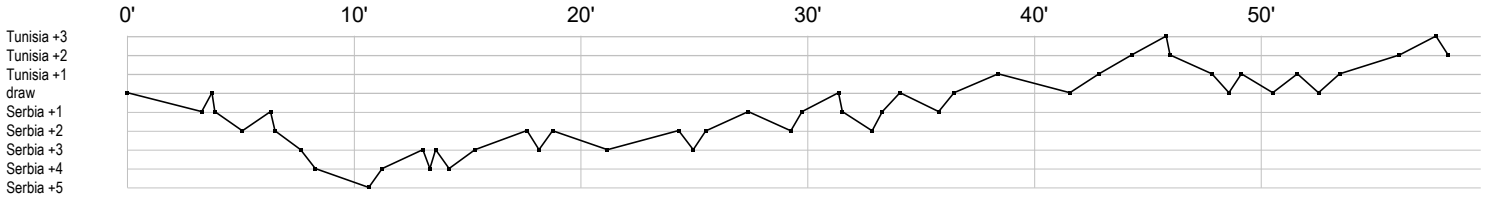


Match Team Statistics
Match No. 59

Serbia 23 - 25 Tunisia
(13 - 12) (10 - 13)

12.8.2019. 12:30
Attendance: 100
SC Boris Trajkovski

Referees: Mariana Garcia (ARG) / Maria Ines Paolantoni (ARG)



Serbia

1 Cirovic N	s s r	r s s s	s r	r r	r t	s r r	s	s r r r	r	r r r r	r r								
2 Micic I		g a g			ei	g	g			i ei				fi	g			g	f
3 Horvat I		g a f			f a	a				e								t at	f
8 Radojicic O																			
12 Stosic D														s r r r	s s s r			r s r s r	
13 Milicevic J	p t	a t			f		f			c	f	g		f	a			i	
14 Kukic D		ai	g								g	f						g	
16 Jelic D																		r	
19 Andjelkovic L	f	g	c						g								g	2	g
21 Kojadinovic U														f f				f	
24 Radovic D		a f g a	p g	g g			t	f f g		a	p		p	f g	2	g	a	a	f f f
25 Mrvovic V																			
29 Avramovic U				y									b	2					c
35 Nikolic V							e	t t t	f			fg				t p			

Tunisia

1 Namli A	s	r r	r r r	r s	r		r	r t s	r s	r	r s s	r r s	r	s	r s	2s	r r	r r	s s s r
3 Boujezza M																			
6 Badi O			f	g g		g								c2				i	
7 Boubaker M																			
9 Bouguerra A																			
10 Farah A					f														
11 Madiouni M					p					t									g f
12 Belkaied Y															r				
15 Ammar M	f	2	t	p		g t		c	a		c							2	
16 Zayanne Y					r														
17 Lakhdhar M														g t i	g	g	f	f e	p g g
18 Fekih R						c2			f	g	g	g	2				f g	ia	f t x t
19 Saïdi K		g	f		t	a	g		f g		g	eg		f		g		g	
20 Smaoui T			f			a		t	g		g				f		f		
22 Ben Slimen A				r f e f															
28 Bacha H				g t f															f

In game	g Goal scored	f Missed shot	a Assist	t Technical faults	b Steal
2 2min suspension	e Earned 7m	c Committed 7m	y Yellow card	r Red Card	k Blue card
i Earned 2min.	x Block	4 4min suspension	p Pass for clear chance	s Saved shot	r Received goal