



2019 IHF Men's Youth (U19) World Championship

North Macedonia (Skopje)

Group D



Match Team Statistics

Brazil 29 - 36 Portugal

12.8.2019. 10:30

Match No. 58

(14 - 19) (15 - 17)

Attendance: 50

SC Boris Trajkovski

Referees: Alaa Emam (EGY) / Hossam Hedaia (EGY)

Brazil

| # | Surname and name | S | Goals / shots | | | | | | | | Attack | | | | | Def. | | | Penalties | | | TP | | | | | | | | |
|--------------|----------------------------------|---|---------------|-----|-------|-----|------|-----|-----|------|--------|-----|----|----|----|------|-----|----|-----------|----|----|----|---|---|---|--|--|--|-------|-------|
| | | | Tot. | % | 9m | 6m | Wing | 7m | FB | Brk. | LD | As. | PC | E7 | E2 | TF | St. | C7 | Blk | YC | 2m | | R | B | | | | | | |
| 2 | ASSUMPCAO BRAGA Marcos | S | 5/10 | 50 | 4/9 | | | | | | | | | 4 | | | | | | | | | | | | | | | 41:56 | |
| 3 | SILVA SANTOS Washington | S | 2/3 | 67 | | | | 2/3 | | | | | | | | | | | | | | | | | | | | | 37:35 | |
| 4 | INOUE LANGARO Davi | | 1/2 | 50 | 1/2 | | | | | | | | | 2 | | | | | | | | | | | | | | | 42:19 | |
| 5 | REIS TONINI Rafael | | | | | | | | | | | | | | | | | | | | | | | | | | | | 4:14 | |
| 7 | SANTIAGO RIBEIRO Marcos Vinicius | S | 1/1 | 100 | | 1/1 | | | | | | | | | | | | | | | | | | | | | | | 31:37 | |
| 8 | FREITAS OLIVEIRA Tarcisio | S | 7/9 | 78 | 4/6 | 1/1 | | | 2/2 | | | | | 4 | 1 | 1 | 2 | 8 | | | | | | | | | | | 32:23 | |
| 9 | SEIFERT Philipp | | 1/1 | 100 | | | | | | | | | | | | | | | | | | | | | | | | | 0:22 | |
| 10 | RODRIGUES PIRES Pablo | | 6/7 | 86 | 1/1 | 5/6 | | | | | | | | | | 2 | | | | | | | | | | | | | 31:35 | |
| 11 | DA SILVA Marcos Antonio | | 1/2 | 50 | | | 0/1 | | 1/1 | | | | | | | | | | | | | | | | | | | | 19:53 | |
| 15 | SABOIA DA SILVA Luis Andre | S | | | | | | | | | | | | | | | 1 | | | | | | | | | | | | 2:01 | |
| 16 | EVANGELISTA Emanuel | | | | | | | | | | | | | | | | | | | | | | | | | | | | | 29:47 |
| 21 | FLOR DA SILVA Gustavo | S | | | | | | | | | | | | | | | | | | | | | | | | | | | | 10:18 |
| 23 | BRITO FEBRAS Mario | | | | | | | | | | | | | | | | | | | | | | | | | | | | | 31:18 |
| 24 | LOPES VITALINO Henry | | | | | | | | | | | | | | | | | | | | | | | | | | | | | 19:24 |
| 35 | DA SILVA SANTOS Carlos | S | 0/2 | 0 | | | 0/1 | | 0/1 | | | | | 3 | | | | | | | | | | | | | | | 43:30 | |
| 37 | COSTA DA SILVA Jose Luciano | | 5/8 | 63 | 4/7 | 1/1 | | | | | | | | | | | | | | | | | | | | | | | | 41:48 |
| Team / bench | | | | | | | | | | | | | | | | | | | | | | | | | | | | | | |
| UKUPNO | | | 29/45 | 64 | 14/25 | 8/9 | 0/2 | 2/3 | 3/4 | 2/2 | 0/0 | | | 11 | 3 | 3 | 4 | 18 | 3 | 1 | 1 | 0 | 2 | 0 | 0 | | | | | |

| # | Surname and name | Saves / shots | | | | | | | | |
|-------|-----------------------|---------------|----|------|-----|------|-----|-----|------|-----|
| | | Tot. | % | 9m | 6m | Wing | 7m | FB | Brk. | LD |
| 16 | EVANGELISTA Emanuel | 5/24 | 21 | 1/3 | 2/5 | 1/2 | | 1/7 | 0/7 | |
| 21 | FLOR DA SILVA Gustavo | 3/17 | 18 | 2/7 | 0/2 | 1/3 | 0/1 | | 0/4 | |
| TOTAL | | 8/41 | 20 | 3/10 | 2/7 | 2/5 | 0/1 | 1/7 | 0/11 | 0/0 |

Coach: **Alberto Gallina**

Number of attacks: 64, Efficiency: 45%, Average Duration: 25.6 seconds

Attack by type of defense

| | Shots | 9m | 6m | Wing | TF | E7 | E2 |
|-------------|-------|-------|-----|------|----|----|----|
| On def. 6-0 | 20/31 | 10/20 | 8/8 | 0/1 | 16 | 3 | 3 |
| On def. 5-1 | 4/7 | 4/5 | 0/1 | 0/1 | 2 | 0 | 1 |
| Fastbreak | 3/4 | | | | 0 | 0 | 0 |

Defense by type

| | Total | 9m | 6m | Wing | Stl. | C7 | 2m |
|-----------|-------|-----|-----|------|------|----|----|
| Def. 6-0 | 1/1 | 0/0 | 0/0 | 0/0 | 3 | 0 | 0 |
| Def. 5-1 | 23/35 | 6/9 | 5/9 | 3/8 | 0 | 0 | 1 |
| Def. 4-2 | 2/5 | 1/3 | 0/0 | 0/1 | 0 | 1 | 1 |
| Fastbreak | 8/9 | | | | 0 | 0 | 0 |

Attack with goalkeeper out

| | Attack | | | | Reaction | | |
|---------------------|--------|------|-------|----|----------|-----|------|
| | Att. | Eff. | Shots | TF | FB | LD | Tot. |
| GK out (7 on 6) | 2 | 100% | 2/2 | 0 | 0/0 | 0/0 | 0/0 |
| GK out pl. minority | 1 | 0% | 0/0 | 1 | 0/0 | 1/1 | 1/1 |
| GK in | 61 | 44% | 27/43 | 17 | 8/9 | 0/1 | 8/10 |

GK out attack is counted if one part or whole attack was GK out

Defense with opponent goalkeeper out

| | Attack | | | | Reaction | | |
|-------------------|--------|------|-------|----|----------|-----|------|
| | Att. | Eff. | Shots | TF | FB | LD | Tot. |
| GK out (7 on 6) | 7 | 43% | 3/6 | 1 | 0/0 | 0/0 | 0/0 |
| GK out pl. super. | 4 | 75% | 3/4 | 0 | 0/0 | 0/0 | 0/0 |
| GK in | 53 | 57% | 30/43 | 11 | 3/4 | 0/0 | 3/4 |

Attack with player superiority/minority

| | Attack | | | | Reaction | | |
|----------------|--------|------|-------|----|----------|-----|------|
| | Att. | Eff. | Shots | TF | FB | LD | Tot. |
| Superiority +1 | 15 | 40% | 6/10 | 5 | 1/1 | 0/0 | 1/1 |
| Normal | 24 | 54% | 13/20 | 3 | 3/3 | 0/0 | 3/3 |
| Minority -1 | 3 | 33% | 1/2 | 1 | 0/0 | 1/2 | 1/2 |

Player superiority counted at the end of attack (in case it changes during attack)

Defense with player superiority/minority

| | Attack | | | | Reaction | | |
|----------------|--------|------|-------|----|----------|-----|------|
| | Att. | Eff. | Shots | TF | FB | LD | Tot. |
| Minority -1 | 5 | 60% | 3/4 | 1 | 0/0 | 0/0 | 0/0 |
| Normal | 25 | 60% | 15/22 | 4 | 2/2 | 0/0 | 2/2 |
| Superiority +1 | 11 | 55% | 6/8 | 2 | 0/0 | 0/0 | 0/0 |

Jersey number Tot. Total shooting 6m 6m (line) shooting 9m 9m shooting Wng. Wing shooting FB Fastbreak sh. 7m 7m penalty sh.
 Brk. Breakthrough sh. LD Long distance sh. As. Assists PC Pass clear chance E7 Earned 7m pen. TF Technical faults St. Steals
 2m 2m punishments C7 Committed 7m E2 Earned 2m pun. YC. Yellow cards R/B Red/Blue cards Blk. Blocks S Starting Line-up



2019 IHF Men's Youth (U19) World Championship

North Macedonia (Skopje)

Group D



Match Team Statistics

Match No. 58

Brazil 29 - 36 Portugal

(14 - 19) (15 - 17)

12.8.2019. 10:30

Attendance: 50

SC Boris Trajkovski

Referees: Alaa Emam (EGY) / Hossam Hedaia (EGY)

Shot distribution by player

2 M. Assumpcao Braga

| | | |
|-----|--|-----|
| 1/1 | | 1/1 |
| | | |
| 1/1 | | 2/2 |

2 miss.

3 W. Silva Santos

| | | |
|-----|--|-----|
| | | |
| | | 1/1 |
| 1/1 | | |

1 post

4 D. Inoue Langaro

| | | |
|--|--|-----|
| | | 1/1 |
| | | |
| | | |

5 R. Reis Tonini

| | | |
|--|--|--|
| | | |
| | | |
| | | |

7 M. Santiago Ribeiro

| | | |
|-----|--|--|
| 1/1 | | |
| | | |
| | | |

8 T. Freitas Oliveira

| | | |
|-----|--|-----|
| 1/1 | | 1/1 |
| | | 2/2 |
| 1/1 | | 2/2 |

1 post

9 P. Seifert

| | | |
|--|--|-----|
| | | |
| | | 1/1 |
| | | |

10 P. Rodrigues Pires

| | | |
|-----|--|-----|
| | | 3/3 |
| | | |
| 1/1 | | 2/2 |

11 M. da Silva

| | | |
|--|--|-----|
| | | |
| | | 1/1 |
| | | |

15 L. Saboia da Silva

| | | |
|--|--|--|
| | | |
| | | |
| | | |

23 M. Brito Febras

| | | |
|--|--|--|
| | | |
| | | |
| | | |

24 H. Lopes Vitalino

| | | |
|--|--|--|
| | | |
| | | |
| | | |

35 C. da Silva Santos

| | | |
|--|--|--|
| | | |
| | | |
| | | |

1 post

37 J. Costa da Silva

| | | |
|--|--|-----|
| | | 3/3 |
| | | 1/1 |
| | | 1/1 |

1 post 1 miss.

TOTAL

| | | |
|-----|--|-----|
| 3/3 | | 9/9 |
| | | 6/6 |
| 4/4 | | 7/7 |

4 post 3 miss.

Saves distribution goalkeepers

16 E. Evangelista

| | | |
|-----|-----|-----|
| 0/2 | 0/1 | 0/5 |
| | | |
| 0/2 | | 0/9 |

21 G. Flor da Silva

| | | |
|-----|-----|-----|
| 0/1 | | 0/4 |
| 0/3 | 0/3 | |
| 0/3 | | 0/2 |

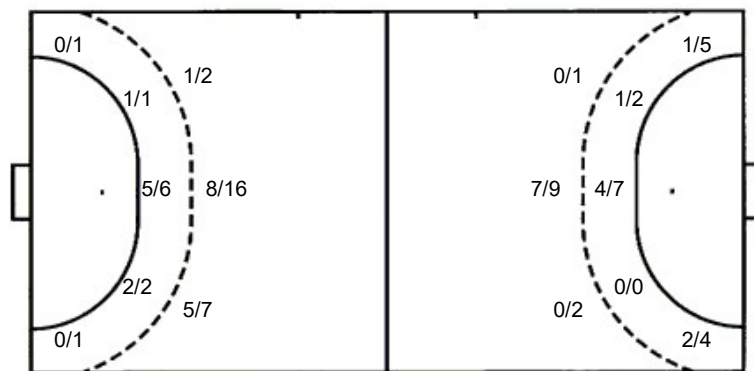
TOTAL

| | | |
|-----|-----|------|
| 0/3 | 0/1 | 0/9 |
| 0/3 | 0/3 | |
| 0/5 | | 0/11 |

Shots by position

ATTACK

DEFENSE



7m penalties 2/3
Fastbreak 3/4
Breakthrough 2/2
Long dist. 0/0

7m penalties 1/1
Fastbreak 8/9
Breakthrough 11/11
Long dist. 1/2

Shooting statistics

| Position | Goals | Sav. | Miss. | Post | Blk. | Total | % |
|--------------|-----------|----------|----------|----------|----------|-----------|-----------|
| Back (9m) | 14 | 6 | 3 | 2 | 0 | 25 | 56 |
| Line (6m) | 8 | 1 | 0 | 0 | 0 | 9 | 89 |
| Wing | 0 | 1 | 0 | 1 | 0 | 2 | 0 |
| 7m penalties | 2 | 0 | 0 | 1 | 0 | 3 | 67 |
| Fastbreak | 3 | 1 | 0 | 0 | 0 | 4 | 75 |
| Breakthrough | 2 | 0 | 0 | 0 | 0 | 2 | 100 |
| Total | 29 | 9 | 3 | 4 | 0 | 45 | 64 |



2019 IHF Men's Youth (U19) World Championship

North Macedonia (Skopje)

Group D



Match Team Statistics

Match No. 58

Brazil 29 - 36 Portugal

(14 - 19) (15 - 17)

12.8.2019. 10:30

Attendance: 50

SC Boris Trajkovski

Referees: Alaa Emam (EGY) / Hossam Hedaia (EGY)

Shot distribution by player

2 D. Ferreira

| | | |
|--|--|-----|
| | | 1/1 |
| | | |
| | | |

2 post 1 miss.

3 A. Sousa

| | | |
|-----|--|-----|
| | | 1/1 |
| | | |
| 1/1 | | 1/1 |

4 F. Morais

| | | |
|--|-----|-----|
| | | |
| | 2/2 | |
| | | 3/3 |

1 post 1 miss.

5 D. Neves

| | | |
|-----|--|--|
| 1/1 | | |
| | | |
| | | |

7 T. Sousa

| | | |
|-----|-----|-----|
| | | 1/1 |
| 1/1 | 1/1 | |
| | | |

1 post 1/1 lob

8 G. Oliveira

| | | |
|-----|--|-----|
| | | |
| | | |
| 1/1 | | 1/1 |

9 A. Jose

| | | |
|--|--|--|
| | | |
| | | |
| | | |

10 J. Ribeiro

| | | |
|-----|--|-----|
| | | 4/4 |
| 1/1 | | |
| 1/1 | | 3/3 |

11 V. Talmazan

| | | |
|--|-----|--|
| | 1/1 | |
| | | |
| | | |

13 S. Salvador

| | | |
|-----|--|-----|
| 1/1 | | 1/1 |
| | | |
| 1/1 | | 1/1 |

1 post 1 miss.

17 J. Silva

| | | |
|--|--|-----|
| | | |
| | | |
| | | 1/1 |

1 block

18 D. Vieira

| | | |
|--|--|--|
| | | |
| | | |
| | | |

19 G. Nogueira

| | | |
|-----|--|-----|
| 1/1 | | 1/1 |
| 1/1 | | |
| 1/1 | | 1/1 |

TOTAL

| | | |
|-----|-----|-------|
| 3/3 | 1/1 | 9/9 |
| 3/3 | 3/3 | |
| 5/5 | | 11/11 |

5 post 3 miss. 1 block 1/1 lob

Saves distribution goalkeepers

12 F. Oliveira

| | | |
|-----|--|-----|
| 0/2 | | 0/5 |
| | | 0/2 |
| 0/3 | | 0/3 |

16 A. Magalhaes

| | | |
|-----|--|-----|
| 0/1 | | 0/4 |
| | | 0/4 |
| 0/1 | | 0/4 |

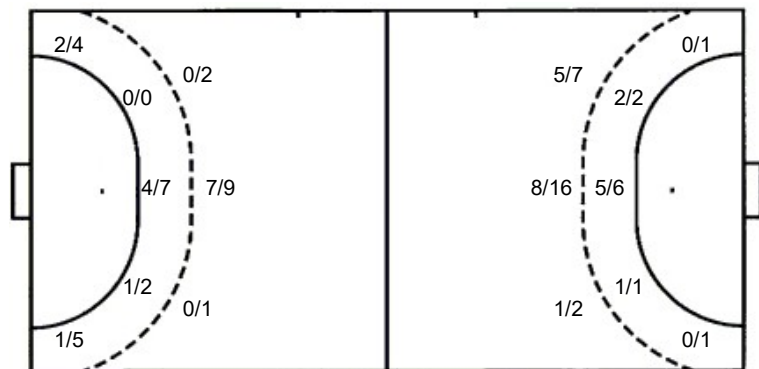
TOTAL

| | | |
|-----|--|-----|
| 0/3 | | 0/9 |
| | | 0/6 |
| 0/4 | | 0/7 |

Shots by position

ATTACK

DEFENSE



7m penalties 1/1
Fastbreak 8/9
Breakthrough 11/11
Long dist. 1/2

7m penalties 2/3
Fastbreak 3/4
Breakthrough 2/2
Long dist. 0/0

Shooting statistics

| Position | Goals | Sav. | Miss. | Post | Blk. | Total | % |
|--------------|-----------|----------|----------|----------|----------|-----------|-----------|
| Back (9m) | 7 | 3 | 1 | 0 | 1 | 12 | 58 |
| Line (6m) | 5 | 2 | 0 | 2 | 0 | 9 | 56 |
| Wing | 3 | 2 | 2 | 2 | 0 | 9 | 33 |
| 7m penalties | 1 | 0 | 0 | 0 | 0 | 1 | 100 |
| Fastbreak | 8 | 1 | 0 | 0 | 0 | 9 | 89 |
| Breakthrough | 11 | 0 | 0 | 0 | 0 | 11 | 100 |
| Total | 35 | 8 | 3 | 4 | 1 | 51 | 69 |

Jersey number Tot. Total shooting 6m 6m (line) shooting 9m 9m shooting Wng. Wing shooting FB Fastbreak sh. 7m 7m penalty sh.
 Brk. Breakthrough sh. LD Long distance sh. As. Assists PC Pass clear chance E7 Earned 7m pen. TF Technical faults St. Steals
 2m 2m punishments C7. Committed 7m E2 Earned 2m pun. YC. Yellow cards R/B Red/Blue cards Blk. Blocks S Starting Line-up



2019 IHF Men's Youth (U19) World Championship

North Macedonia (Skopje)

Group D



Match Team Statistics

Match No. 58

Brazil 29 - 36 Portugal

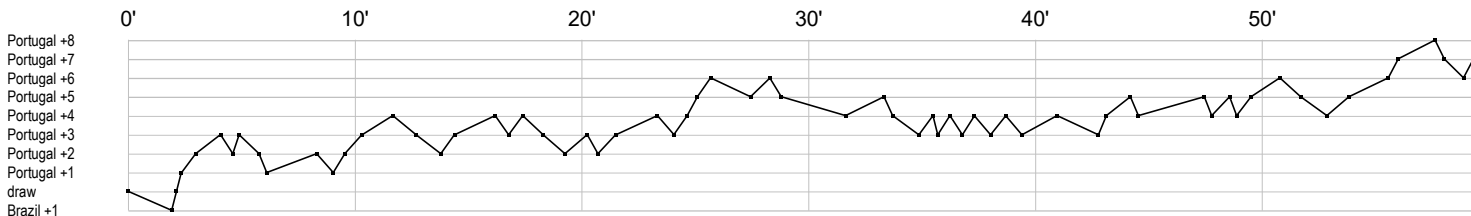
(14 - 19) (15 - 17)

12.8.2019. 10:30

Attendance: 50

SC Boris Trajkovski

Referees: Alaa Emam (EGY) / Hossam Hedaia (EGY)



Brazil

| | | |
|-------------------|--|---|
| 2 Assumpcao | f g ft ag t a a | g f a g f t f t g |
| 3 Silva Santos | g | g f |
| 4 Inoue | p g | p f |
| 5 Reis Tonini R | t | |
| 7 Santiago | i g | |
| 8 Freitas | tt g t g t f e a t g f t | i a ta g g x t g a i |
| 9 Seifert P | | g |
| 10 Rodrigues | t g g | e g g g e f |
| 11 da Silva M | | g t |
| 15 Saboia da | i | |
| 16 Evangelista E | rr r sr r r r r s r sr r s r r r r r r s | |
| 21 Flor da Silva | | r s r r r r r r r s r r r r r r r r s r |
| 23 Brito Febras | | t 2 c2 |
| 24 Lopes Vitalino | | |
| 35 da Silva | ba bf ba | f a |
| 37 Costa da | g g t g t f | f g g f |

Portugal

| | | |
|----------------|-------------------------------------|---|
| 2 Ferreira D | | f c g f f |
| 3 Sousa A | | a p a g a i a g p g |
| 4 Morais F | g f g g f | bgt g |
| 5 Neves D | | c p2 p p f g 2 |
| 7 Sousa T | g f t | t g2 g t f g |
| 8 Oliveira G | a pg ba t p g a2 p | c |
| 9 Jose A | | t |
| 10 Ribeiro J | bg g g g g g g g g p p | |
| 11 Talmazan V | bf g | f |
| 12 Oliveira F | r r r r s r r s r r r r a r r s r s | |
| 13 Salvador S | f f g p g t g t a | 2 g |
| 16 Magalhaes A | | r r r r str r r r r s r r r r s sar r s |
| 17 Silva J | g f | |
| 18 Vieira D | | |
| 19 Nogueira G | t g t a f g | g g g |

| | | | | | |
|--------------------------|----------------------|--------------------------|--------------------------------|---------------------------|------------------------|
| In game | g Goal scored | f Missed shot | a Assist | t Technical faults | b Steal |
| 2 2min suspension | e Earned 7m | c Committed 7m | y Yellow card | r Red Card | k Blue card |
| i Earned 2min. | x Block | 4 4min suspension | p Pass for clear chance | s Saved shot | r Received goal |