



# 2019 IHF Men's Youth (U19) World Championship

## North Macedonia (Skopje)

### Group C



Match Team Statistics

**North Macedonia 22 - 31 Japan**

12.8.2019. 20:30

Match No. 57

(11 - 15) (11 - 16)

Attendance: 2500

SC Boris Trajkovski

Referees: Alexei Covalciuc (MDA) / Igor Covalciuc (MDA)

### North Macedonia

Players		Goals / shots										Attack					Def.			Penalties			TP		
#	Surname and name	S	Tot.	%	9m	6m	Wing	7m	FB	Brk.	LD	As.	PC	E7	E2	TF	St.	C7	Blk	YC	2m	R		B	
1	KIZIKJ Marko	S																							32:20
3	KONDEV Darko		0/2	0			0/2						1												31:15
4	DJIGEROSKI Dejan		0/1	0	0/1							1													10:16
5	MELOSKI Ilija		0/1	0	0/1							2	1			5						1			14:31
7	KJOSEVSKI Alen																								4:20
9	BOZHINOVSKI Marko	S	2/4	50			2/2		0/2																26:54
10	MITIKJ Andrej		2/2	100		2/2																			10:46
11	KARAPALEVSKI Martin		1/3	33	0/2	1/1						2	2			4									25:15
14	SIMONOSKI Kristijan	S	1/2	50		1/1			0/1			1		1		2	1								51:02
17	SERAFIMOV Martin	S	4/9	44	2/7	1/1		1/1				5	1			1									54:26
19	KOSTESKI Nenad	S	8/10	80			6/8		1/1		1/1	1		1		1	1								54:26
21	MLADENOVIC Mihajlo	S	2/5	40	2/5								1			3	2	2			1				29:57
27	NIKOV Lazar																								
44	GJORGIEV Igor	S	1/4	25	1/4							2				1						1			36:57
77	GAJIKJ Gligor		1/1	100	1/1							1	1			2									13:31
99	PETKOVSKI Andrej															1									24:04
	Team / bench																								
	UKUPNO		22/44	50	6/21	5/5	8/12	1/1	1/4	0/0	1/1	14	8	1	1	19	0	4	2	2	2	0	0		

Goalkeepers		Saves / shots									
#	Surname and name	Tot.	%	9m	6m	Wing	7m	FB	Brk.	LD	
1	KIZIKJ Marko	5/23	22	2/6	1/7	2/3	0/2	0/5			
99	PETKOVSKI Andrej	9/22	41	3/4	2/3	1/5	0/2	1/5	2/3		
	TOTAL	14/45	31	5/10	3/10	3/8	0/4	1/10	2/3	0/0	

Coach: Danilo Brestovac

Number of attacks: 59, Efficiency: 37%, Average Duration: 32.8 seconds

### Attack by type of defense

	Shots	9m	6m	Wing	TF	E7	E2
On def. 6-0	19/38	6/21	5/5	8/12	19	1	1
Fastbreak	1/4				0	0	0

### Defense by type

	Total	9m	6m	Wing	Stl.	C7	2m
Def. 6-0	12/23	4/9	7/9	1/4	0	3	1
Def. 5-1	6/13	1/5	0/1	4/5	0	1	1
Fastbreak	9/11				0	0	0

### Attack with goalkeeper out

	Attack				Reaction		
	Att.	Eff.	Shots	TF	FB	LD	Tot.
GK in	59	37%	22/44	19	9/11	0/1	9/12

GK out attack is counted if one part or whole attack was GK out

### Attack with player superiority/minority

	Attack				Reaction		
	Att.	Eff.	Shots	TF	FB	LD	Tot.
Superiority +1	2	50%	1/1	1	0/0	0/0	0/0
Normal	42	40%	17/31	12	6/8	0/1	6/9
Minority -1	5	40%	2/4	1	0/0	0/0	0/0

Player superiority counted at the end of attack (in case it changes during attack)

### Defense with opponent goalkeeper out

	Attack				Reaction		
	Att.	Eff.	Shots	TF	FB	LD	Tot.
GK out (7 on 6)	6	67%	4/6	0	0/0	0/0	0/0
GK out pl. super.	1	0%	0/2	0	0/0	0/0	0/0
GK in	52	52%	27/44	9	1/4	1/1	2/5

### Defense with player superiority/minority

	Attack				Reaction		
	Att.	Eff.	Shots	TF	FB	LD	Tot.
Minority -1	5	40%	2/5	0	0/1	0/0	0/1
Normal	42	52%	22/36	7	0/2	0/0	0/2
Superiority +1	2	0%	0/2	1	0/0	1/1	1/1

# Jersey number Tot. Total shooting 6m 6m (line) shooting 9m 9m shooting Wng. Wing shooting FB Fastbreak sh. 7m 7m penalty sh.  
 Brk. Breakthrough sh. LD Long distance sh. As. Assists PC Pass clear chance E7 Earned 7m pen. TF Technical faults St. Steals  
 2m 2m punishments C7. Committed 7m E2 Earned 2m pun. YC. Yellow cards R/B Red/Blue cards Blk. Blocks S Starting Line-up



# 2019 IHF Men's Youth (U19) World Championship

## North Macedonia (Skopje)

Group C



### Match Team Statistics

Match No. 57

### North Macedonia 22 - 31 Japan

(11 - 15) (11 - 16)

12.8.2019. 20:30

Attendance: 2500

SC Boris Trajkovski

Referees: Alexei Covalciuc (MDA) / Igor Covalciuc (MDA)

### Shot distribution by player

#### 3 D. Kondev

0/1		

#### 4 D. Djigeroski


#### 5 I. Meloski


#### 7 A. Kjosevski


#### 9 M. Bozhinovski

		1/1
		1/1

#### 10 A. Mitikj

2/2		

#### 11 M. Karapalevski


1 miss. 1 block 1/1 lob

#### 14 K. Simonoski

1/1		

#### 17 M. Serafimov

4/4		

1 post 1 miss.

#### 19 N. Kostaski

6/6		
1/1	1/1	

1 miss.

#### 21 M. Mladenovic

1/1		1/1

#### 27 L. Nikov


#### 44 I. Gjorgiev

	1/1	

1 post 1 miss.

#### 77 G. Gajikj

1/1		

### TOTAL

15/16		2/2
1/1	2/2	1/1

2 post 4 miss. 1 block 1/1 lob

### Saves distribution goalkeepers

#### 1 M. Kizikj

0/10	0/5	0/1
0/1		

#### 99 A. Petkovski

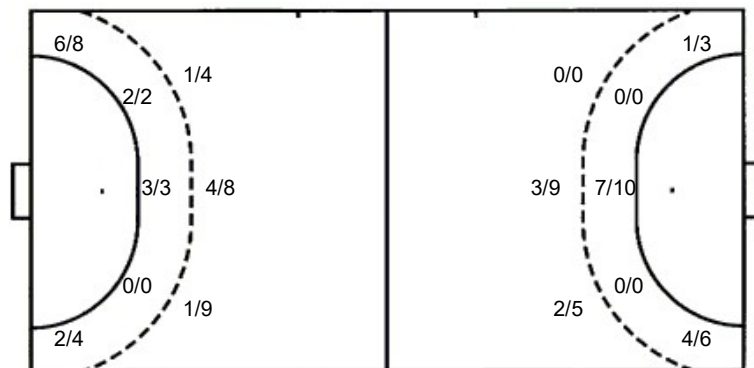
0/5	0/2	0/1
0/2		0/2

### TOTAL

0/15	0/7	0/2
0/3		0/2

### Shots by position

#### ATTACK



7m penalties 1/1  
Fastbreak 1/4  
Breakthrough 0/0  
Long dist. 1/1

#### DEFENSE

7m penalties 4/4  
Fastbreak 9/11  
Breakthrough 1/3  
Long dist. 0/1

### Shooting statistics

Position	Goals	Sav.	Miss.	Post	Blk.	Total	%
Back (9m)	6	9	3	2	1	21	29
Line (6m)	5	0	0	0	0	5	100
Wing	8	3	1	0	0	12	67
7m penalties	1	0	0	0	0	1	100
Fastbreak	1	3	0	0	0	4	25
Breakthrough	0	0	0	0	0	0	0
<b>Total</b>	<b>21</b>	<b>15</b>	<b>4</b>	<b>2</b>	<b>1</b>	<b>43</b>	<b>49</b>



# 2019 IHF Men's Youth (U19) World Championship

## North Macedonia (Skopje)

### Group C



Match Team Statistics

**North Macedonia 22 - 31 Japan**

12.8.2019. 20:30

Match No. 57

(11 - 15) (11 - 16)

Attendance: 2500

SC Boris Trajkovski

Referees: Alexei Covalciuc (MDA) / Igor Covalciuc (MDA)

### Japan

Players		Goals / shots									Attack					Def.			Penalties			TP			
#	Surname and name	S	Tot.	%	9m	6m	Wing	7m	FB	Brk.	LD	As.	PC	E7	E2	TF	St.	C7	Blk	YC	2m	R	B		
1	ISHIHAMA Rui	S																							38:16
2	SATO Yota																								1:05
4	KANI Daiki	S	4/4	100	1/1	1/1			2/2														1		46:38
6	KUBOTA Leo		1/2	50	1/2							1					1								12:27
7	YASUHIRA Kosuke	S	4/8	50	1/4			3/3		0/1		8	5			1	2								44:00
8	SHIMIZU Hiroto		3/5	60			1/3		2/2				1			2	1								10:50
9	YOSHIDA Shuichi	S	4/8	50		4/7					0/1	1		1		2	1	1							40:36
11	FUJIKAWA Shota	S	3/5	60	0/1	1/1			1/1	1/2					2	1	1								40:50
12	YAMURA Hiroto																								0:22
14	YAMAGUCHI Naoki		4/4	100		1/1			3/3			2							1						27:43
16	TAKAGI Alexander																								20:54
17	ASANO Shoichiro	S	0/2	0	0/2							1		1	1	1									17:32
20	ISHIDA Tomoki																								0:41
23	HARUTA Taisei		5/9	56	0/1		4/6		1/2			1				2	1								56:31
24	ENOMOTO Yuga		1/1	100	1/1							1	1												19:39
25	TSUTAYA Taiga	S	2/4	50	1/2			1/1	0/1			4	2				1								41:56
	Team / bench																								
	UKUPNO		31/52	60	5/14	7/10	5/9	4/4	9/11	1/3	0/1	19	9	4	2	9	7	1	1	0	1	0	0		

Goalkeepers		Saves / shots								
#	Surname and name	Tot.	%	9m	6m	Wing	7m	FB	Brk.	LD
1	ISHIHAMA Rui	10/23	43	5/9	0/2	3/9		2/3		
12	YAMURA Hiroto	0/1	0			0/1				
16	TAKAGI Alexander	5/12	42	4/6	0/3	0/2		1/1		
	TOTAL	15/36	42	9/15	0/5	3/11	0/1	4/4	0/0	0/0

Coach: Shinnosuke Uematsu

Number of attacks: 59, Efficiency: 53%, Average Duration: 28.2 seconds

### Attack by type of defense

	Shots	9m	6m	Wing	TF	E7	E2
On def. 6-0	12/23	4/9	7/9	1/4	5	3	1
On def. 5-1	6/13	1/5	0/1	4/5	4	1	1
Fastbreak	9/11				0	0	0

### Defense by type

	Total	9m	6m	Wing	Stl.	C7	2m
Def. 6-0	19/38	6/21	5/5	8/12	5	1	1
Def. 5-1	0/0	0/0	0/0	0/0	2	0	0
Fastbreak	1/4				0	0	0

### Attack with goalkeeper out

	Attack				Reaction		
	Att.	Eff.	Shots	TF	FB	LD	Tot.
GK out (7 on 6)	6	67%	4/6	0	0/0	0/0	0/0
GK out pl. minority	1	0%	0/2	0	0/0	0/0	0/0
GK in	52	52%	27/44	9	1/4	1/1	2/5

GK out attack is counted if one part or whole attack was GK out

### Defense with opponent goalkeeper out

	Attack				Reaction		
	Att.	Eff.	Shots	TF	FB	LD	Tot.
GK in	59	37%	22/44	19	9/11	0/1	9/12

### Defense with player superiority/minority

	Attack				Reaction		
	Att.	Eff.	Shots	TF	FB	LD	Tot.
Minority -1	2	50%	1/1	1	0/0	0/0	0/0
Normal	42	40%	17/31	12	6/8	0/1	6/9
Superiority +1	5	40%	2/4	1	0/0	0/0	0/0

### Attack with player superiority/minority

	Attack				Reaction		
	Att.	Eff.	Shots	TF	FB	LD	Tot.
Superiority +1	5	40%	2/5	0	0/1	0/0	0/1
Normal	42	52%	22/36	7	0/2	0/0	0/2
Minority -1	2	0%	0/2	1	0/0	1/1	1/1

Player superiority counted at the end of attack (in case it changes during attack)

# Jersey number Tot. Total shooting 6m 6m (line) shooting 9m 9m shooting Wng. Wing shooting FB Fastbreak sh. 7m 7m penalty sh.  
 Brk. Breakthrough sh. LD Long distance sh. As. Assists PC Pass clear chance E7 Earned 7m pen. TF Technical faults St. Steals  
 2m 2m punishments C7. Committed 7m E2 Earned 2m pun. YC. Yellow cards R/B Red/Blue cards Blk. Blocks S Starting Line-up



# 2019 IHF Men's Youth (U19) World Championship

## North Macedonia (Skopje)

Group C



### Match Team Statistics

Match No. 57

### North Macedonia 22 - 31 Japan

(11 - 15) (11 - 16)

12.8.2019. 20:30

Attendance: 2500

SC Boris Trajkovski

Referees: Alexei Covalciuc (MDA) / Igor Covalciuc (MDA)

### Shot distribution by player

#### 2 Y. Sato


#### 4 D. Kani

3/3	1/1	

#### 6 L. Kubota

	1/1	

1 block

#### 7 K. Yasuhira

3/3	1/1	

1 post 1 block

#### 8 H. Shimizu

1/1		1/1
		1/1

#### 9 S. Yoshida

3/3	1/1	

1 post

#### 11 S. Fujikawa

	1/1	
1/1		1/1

#### 12 H. Yamura


#### 14 N. Yamaguchi

2/2	1/1	1/1

#### 17 S. Asano


#### 20 T. Ishida


#### 23 T. Haruta

3/3		

1 post 2 miss. 2/2 lob

#### 24 Y. Enomoto

	1/1	

#### 25 T. Tsutaya

2/2		

### TOTAL

15/15	7/7	2/2
3/3		2/2

3 post 2 miss. 2 block 2/2 lob

### Saves distribution goalkeepers

#### 1 R. Ishihama

1/10		0/1
0/1	0/1	0/1

#### 12 H. Yamura

0/1		

#### 16 A. Takagi

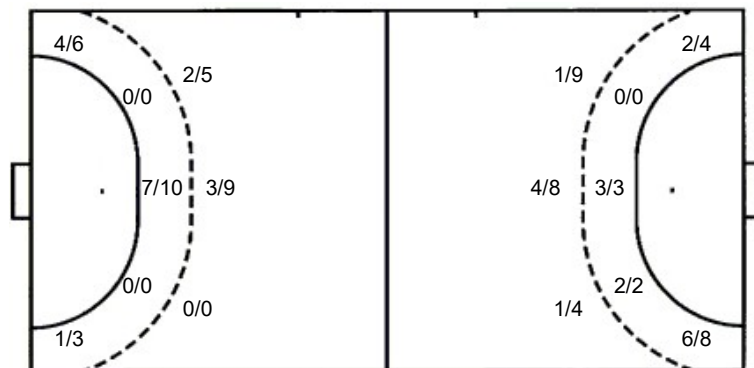
0/5		0/1
	0/1	

### TOTAL

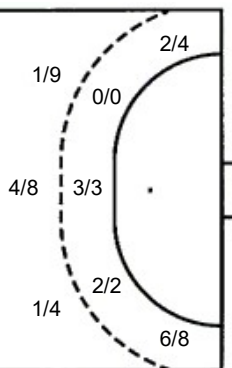
1/16		0/2
0/1	0/2	0/1

### Shots by position

#### ATTACK



#### DEFENSE



7m penalties 4/4  
Fastbreak 9/11  
Breakthrough 1/3  
Long dist. 0/1

7m penalties 1/1  
Fastbreak 1/4  
Breakthrough 0/0  
Long dist. 1/1

### Shooting statistics

Position	Goals	Sav.	Miss.	Post	Blk.	Total	%
Back (9m)	5	5	0	2	2	14	36
Line (6m)	7	3	0	0	0	10	70
Wing	5	3	1	0	0	9	56
7m penalties	4	0	0	0	0	4	100
Fastbreak	9	1	1	0	0	11	82
Breakthrough	1	2	0	0	0	3	33
<b>Total</b>	<b>31</b>	<b>14</b>	<b>2</b>	<b>2</b>	<b>2</b>	<b>51</b>	<b>61</b>



# 2019 IHF Men's Youth (U19) World Championship

## North Macedonia (Skopje)

Group C

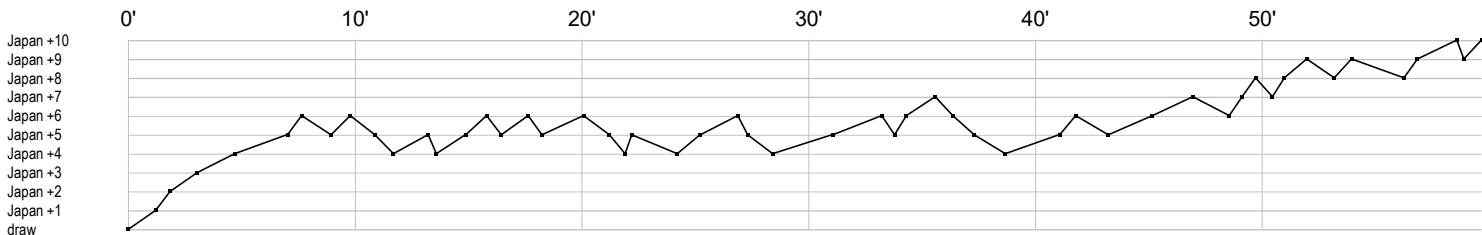


Match Team Statistics  
Match No. 57


North Macedonia 22 - 31 Japan  
(11 - 15) (11 - 16)

12.8.2019. 20:30  
Attendance: 2500  
SC Boris Trajkovski


Referees: Alexei Covalciuc (MDA) / Igor Covalciuc (MDA)



### North Macedonia



### Japan



In game	<b>g</b> Goal scored	<b>f</b> Missed shot	<b>a</b> Assist	<b>t</b> Technical faults	<b>b</b> Steal
<b>2</b> 2min suspension	<b>e</b> Earned 7m	<b>c</b> Committed 7m	<b>y</b> Yellow card	<b>r</b> Red Card	<b>k</b> Blue card
<b>i</b> Earned 2min.	<b>x</b> Block	<b>4</b> 4min suspension	<b>p</b> Pass for clear chance	<b>s</b> Saved shot	<b>r</b> Received goal