



2019 IHF Men's Youth (U19) World Championship

North Macedonia (Skopje)

Group B



Match Team Statistics

Match No. 54

Sweden 32 - 32 France

(13 - 15) (19 - 17)

12.8.2019. 14:30

Attendance:

SC Jane Sandanski

Referees: Vladimir Jovandic (SRB) / Marko Sekulic (SRB)

Sweden

Players		Goals / shots									Attack					Def.			Penalties			TP				
#	Surname and name	S	Tot.	%	9m	6m	Wing	7m	FB	Brk.	LD	As.	PC	E7	E2	TF	St.	C7	Blk	YC	2m		R	B		
1	BERGH Linus																									
2	SPANTE Sebastian														1										1:33	
3	WALLIN Isac	S	4/6	67			1/3		3/3					2		1	2		1						54:03	
4	PERSSON Isak		5/5	100				5/5									1								12:55	
5	WENNERHOLM Adam	S	2/2	100	1/1		1/1					1					1	1					1		48:59	
6	PALM Johan		1/1	100		1/1								1	1								2		25:16	
7	REGEN Alexander		5/6	83		5/6								1			1		1						31:47	
8	LJUNGQVIST Victor		1/4	25	1/3	0/1						1	1			3	1								37:00	
9	BENGTSSON William	S	2/4	50	1/3					1/1		1				2									26:45	
10	NORRBRINK Marcus	S	5/9	56	4/7	0/1				1/1		6	1			1									21:45	
11	HILDING Tim		3/5	60	3/5							1				1									18:33	
12	BOSCHIAN HEDBERG Victor																								14:22	
13	ANDERSSON MOBERG William	S	1/3	33	0/2					1/1		2	1	1	2	2	2								20:21	
14	UBELACKER Theo	S	3/8	38	2/6					1/1	0/1	1				2							1		52:56	
15	BROMAN Albin															2									11:12	
16	ZETTERLUND Kristian	S																							42:33	
	Team / bench																									
	UKUPNO		32/53	60	12/27	6/9	2/4	5/5	3/3	4/4	0/1	13	3	5	3	15	8	1	2	0	4	0	0			

Goalkeepers		Saves / shots								
#	Surname and name	Tot.	%	9m	6m	Wing	7m	FB	Brk.	LD
1	BERGH Linus									
12	BOSCHIAN HEDBERG Victor	0/7	0	0/3	0/1	0/2			0/1	
16	ZETTERLUND Kristian	6/31	19	5/15	1/4	0/6	0/1	0/2	0/3	
	TOTAL	6/38	16	5/18	1/5	0/8	0/1	0/2	0/4	0/0

Coach: Dennis Sandberg

Number of attacks: 68, Efficiency: 47%, Average Duration: 25.0 seconds

Attack by type of defense

	Shots	9m	6m	Wing	TF	E7	E2
On def. 6-0	1/1	0/0	1/1	0/0	1	0	1
On def. 5-1	7/17	1/8	2/4	1/2	9	4	2
On def. 3-2-1	16/26	11/19	3/4	1/2	5	1	0
Fastbreak	3/3				0	0	0

Defense by type

	Total	9m	6m	Wing	Stl.	C7	2m
Def. 6-0	29/47	13/29	4/5	8/8	3	1	3
Def. 5-1	0/0	0/0	0/0	0/0	2	0	1
Def. 3-2-1	0/0	0/0	0/0	0/0	3	0	0
Fastbreak	2/2				0	0	0

Attack with goalkeeper out

	Attack				Reaction		
	Att.	Eff.	Shots	TF	FB	LD	Tot.
GK out (7 on 6)	1	0%	0/1	0	0/0	0/0	0/0
GK in	67	48%	32/52	15	2/2	0/0	2/2

GK out attack is counted if one part or whole attack was GK out

Attack with player superiority/minority

	Attack				Reaction		
	Att.	Eff.	Shots	TF	FB	LD	Tot.
Superiority +1	7	29%	2/6	1	0/0	0/0	0/0
Normal	50	52%	26/37	12	2/2	0/0	2/2
Minority -1	6	33%	2/5	1	0/0	0/0	0/0
Minority -2	2	0%	0/2	0	0/0	0/0	0/0

Player superiority counted at the end of attack (in case it changes during attack)

Defense with opponent goalkeeper out

	Attack				Reaction		
	Att.	Eff.	Shots	TF	FB	LD	Tot.
GK in	67	48%	32/50	17	3/3	0/1	3/4

Defense with player superiority/minority

	Attack				Reaction		
	Att.	Eff.	Shots	TF	FB	LD	Tot.
Minority -2	2	100%	2/2	0	0/0	0/0	0/0
Minority -1	6	67%	4/5	1	0/0	0/0	0/0
Normal	49	47%	23/37	12	3/3	0/1	3/4
Superiority +1	7	29%	2/5	2	0/0	0/0	0/0

Jersey number Tot. Total shooting 6m 6m (line) shooting 9m 9m shooting Wng Wing shooting FB Fastbreak sh. 7m 7m penalty sh.
 Brk. Breakthrough sh. LD Long distance sh. As. Assists PC Pass clear chance E7 Earned 7m pen. TF Technical faults St. Steals
 2m 2m punishments C7. Committed 7m E2 Earned 2m pun. YC. Yellow cards R/B Red/Blue cards Blk. Blocks S Starting Line-up



2019 IHF Men's Youth (U19) World Championship

North Macedonia (Skopje)

Group B



Match Team Statistics

Match No. 54

Sweden 32 - 32 France

(13 - 15) (19 - 17)

12.8.2019. 14:30

Attendance:

SC Jane Sandanski

Referees: Vladimir Jovandic (SRB) / Marko Sekulic (SRB)

Shot distribution by player

2 S. Spante

3 I. Wallin

1/1	1/1	2/2

1 post

4 I. Persson

1/1	1/1	1/1
		2/2

5 A. Wennerholm

1/1		
		1/1

6 J. Palm

1/1		

7 A. Regen

		1/1
3/3		1/1

1 post

8 V. Ljungqvist

		1/1

1 block

9 W. Bengtsson

1/1		

1/1 lob

10 M. Norrbrink

1/1	4/4	

1 post 2 block

11 T. Hilding

1/1	2/2	

13 W. Andersson Moberg

1/1		

2 post

14 T. Ubelacker

2/2		1/1

2 post 2 miss.

15 A. Broman

TOTAL

3/3	3/3	2/2
2/2		2/2
8/8	5/5	6/6

7 post 2 miss. 3 block 1/1 lob

Saves distribution goalkeepers

1 L. Bergh

12 V. Boschian Hedberg

		0/1
	0/3	0/2

16 K. Zetterlund

0/3	0/2	0/1
0/2		0/2
0/6	0/2	0/6

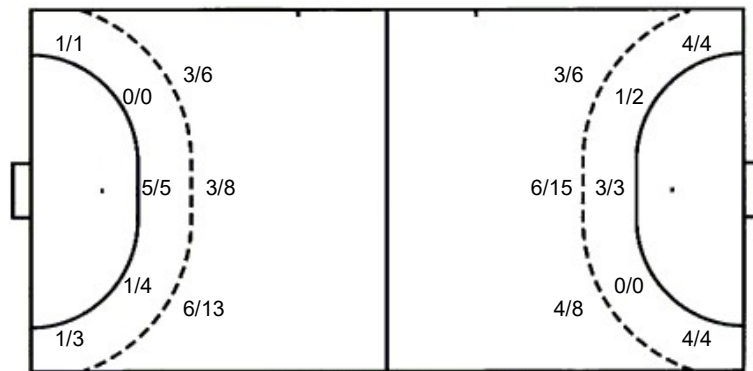
TOTAL

0/3	0/2	0/2
0/2		0/2
0/6	0/5	0/8

Shots by position

ATTACK

DEFENSE



7m penalties 5/5
Fastbreak 3/3
Breakthrough 4/4
Long dist. 0/1

7m penalties 1/1
Fastbreak 2/2
Breakthrough 4/5
Long dist. 0/0

Shooting statistics

Position	Goals	Sav.	Miss.	Post	Blk.	Total	%
Back (9m)	12	7	1	4	3	27	44
Line (6m)	6	1	0	2	0	9	67
Wing	2	1	0	1	0	4	50
7m penalties	5	0	0	0	0	5	100
Fastbreak	3	0	0	0	0	3	100
Breakthrough	4	0	0	0	0	4	100
Total	32	9	1	7	3	52	62

Jersey number Tot. Total shooting 6m 6m (line) shooting 9m 9m shooting Wng. Wing shooting FB Fastbreak sh. 7m 7m penalty sh.
Brk. Breakthrough sh. LD Long distance sh. As. Assists PC Pass clear chance E7 Earned 7m pen. TF Technical faults St. Steals
2m 2m punishments C7. Committed 7m E2 Earned 2m pun. YC. Yellow cards R/B Red/Blue cards Blk. Blocks S Starting Line-up



2019 IHF Men's Youth (U19) World Championship

North Macedonia (Skopje)



Group B

Match Team Statistics
Match No. 54

Sweden 32 - 32 France
(13 - 15) (19 - 17)

12.8.2019. 14:30
Attendance:
SC Jane Sandanski

Referees: Vladimir Jovandic (SRB) / Marko Sekulic (SRB)

France

Players		Goals / shots									Attack					Def.			Penalties			TP			
#	Surname and name	S	Tot.	%	9m	6m	Wing	7m	FB	Brk.	LD	As.	PC	E7	E2	TF	St.	C7	Blk	YC	2m		R	B	
1	GOUY Valentin	S										1													43:16
3	LADEN Pierre	S																							18:50
4	DU MOULIN DE LA Lucas		2/2	100	1/1					1/1		1			2										22:19
5	TISSOT Antoine	S	5/5	100			4/4			1/1						1		1							54:39
6	GAILLARD Guenole																								
7	NTANZI Sadou	S	3/7	43	2/6					1/1		3		1		6	1								51:27
8	DAMATRIN Baptiste		4/5	80	1/1	0/1	3/3								1		1								21:40
10	PASCHAL Drevy		3/4	75	0/1		1/1	1/1		1/1		2				1	1								23:46
11	LENNE Arthur	S	3/3	100		3/3									1	1	1		2						49:15
12	BOLZINGER Charles														1										16:44
14	ZAEPFEL Aymeric	S	2/2	100	2/2										2		1				1				19:23
15	THELLIER Thibaut																								
17	VERIN Yvan		2/4	50	1/3					1/1		1			4										26:04
18	YAMDJEU SANGOUNGO Jordan	S															1	2				1			26:44
21	MANDIANGU Jotham		1/1	100		1/1											1	1				1			14:31
23	SALOU Mathieu		7/17	41	6/15					1/2		3			1				1						31:22
	Team / bench																								
	UKUPNO		32/50	64	13/29	4/5	8/8	1/1	2/2	4/5	0/0	11	0	1	4	17	6	5	3	0	3	0	0		

Goalkeepers		Saves / shots									
#	Surname and name	Tot.	%	9m	6m	Wing	7m	FB	Brk.	LD	
1	GOUY Valentin	5/25	20	4/9	0/5	1/2	0/3	0/2	0/4		
12	BOLZINGER Charles	4/16	25	3/10	1/2	0/1	0/2	0/1			
	TOTAL	9/41	22	7/19	1/7	1/3	0/5	0/3	0/4	0/0	

Coach: Eric Quintin

Number of attacks: 67, Efficiency: 48%, Average Duration: 28.4 seconds

Attack by type of defense

	Shots	9m	6m	Wing	TF	E7	E2
On def. 6-0	29/47	13/29	4/5	8/8	15	1	3
On def. 5-1	0/0	0/0	0/0	0/0	0	0	1
On def. 3-2-1	0/0	0/0	0/0	0/0	2	0	0
Fastbreak	2/2				0	0	0

Defense by type

	Total	9m	6m	Wing	Stl.	C7	2m
Def. 6-0	1/1	0/0	1/1	0/0	6	0	1
Def. 5-1	7/17	1/8	2/4	1/2	0	4	2
Def. 3-2-1	16/26	11/19	3/4	1/2	0	1	0
Fastbreak	3/3				0	0	0

Attack with goalkeeper out

	Attack				Reaction		
	Att.	Eff.	Shots	TF	FB	LD	Tot.
GK in	67	48%	32/50	17	3/3	0/1	3/4

GK out attack is counted if one part or whole attack was GK out

Defense with opponent goalkeeper out

	Attack				Reaction		
	Att.	Eff.	Shots	TF	FB	LD	Tot.
GK out (7 on 6)	1	0%	0/1	0	0/0	0/0	0/0
GK in	67	48%	32/52	15	2/2	0/0	2/2

Attack with player superiority/minority

	Attack				Reaction		
	Att.	Eff.	Shots	TF	FB	LD	Tot.
Superiority +2	2	100%	2/2	0	0/0	0/0	0/0
Superiority +1	6	67%	4/5	1	0/0	0/0	0/0
Normal	49	47%	23/37	12	3/3	0/1	3/4
Minority -1	7	29%	2/5	2	0/0	0/0	0/0

Player superiority counted at the end of attack (in case it changes during attack)

Defense with player superiority/minority

	Attack				Reaction		
	Att.	Eff.	Shots	TF	FB	LD	Tot.
Minority -1	7	29%	2/6	1	0/0	0/0	0/0
Normal	50	52%	26/37	12	2/2	0/0	2/2
Superiority +1	6	33%	2/5	1	0/0	0/0	0/0
Superiority +2	2	0%	0/2	0	0/0	0/0	0/0

Jersey number Tot. Total shooting 6m 6m (line) shooting 9m 9m shooting Wng Wing shooting FB Fastbreak sh. 7m 7m penalty sh.
Brk. Breakthrough sh. LD Long distance sh. As. Assists PC Pass clear chance E7 Earned 7m pen. TF Technical faults St. Steals
2m 2m punishments C7. Committed 7m E2 Earned 2m pun. YC. Yellow cards R/B Red/Blue cards Blk. Blocks S Starting Line-up



2019 IHF Men's Youth (U19) World Championship

North Macedonia (Skopje)



Group B

Match Team Statistics
Match No. 54

Sweden 32 - 32 France
(13 - 15) (19 - 17)

12.8.2019. 14:30
Attendance:
SC Jane Sandanski

Referees: Vladimir Jovandic (SRB) / Marko Sekulic (SRB)

Shot distribution by player

3 P. Laden

4 L. Du Moulin De La

1/1		
		1/1

5 A. Tissot

1/1	3/3	1/1

6 G. Gaillard

7 S. Ntanzi

1/1		
		1/1
1/1		

1 post 2 miss. 1 block

8 B. Damatrin

		1/1
	1/1	1/1

1/1 lob

10 D. Paschal

		1/1
1/1		1/1

11 A. Lenne

	1/1	
1/1		

1/1 lob

14 A. Zaepfel

		1/1
1/1		

15 T. Thellier

17 Y. Verin

	1/1	1/1

1 miss.

18 J. Yamdjeu Sangoungo

21 J. Mandiangu

1/1		

23 M. Salou

1/1	1/1	
1/1		
1/1		3/3

4 post 2 miss. 1 block

TOTAL

3/3	2/2	2/2
2/2		2/2
6/6	5/5	8/8

5 post 5 miss. 2 block 2/2 lob

Saves distribution goalkeepers

1 V. Gouy

0/2	0/2	
0/1		0/1
0/7	0/3	0/3

12 C. Bolzinger

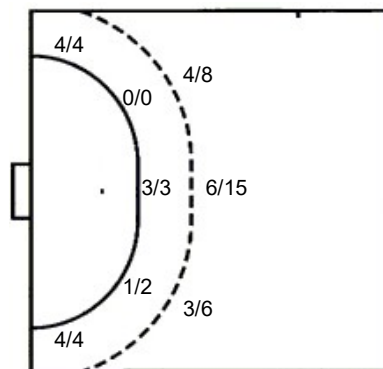
0/1	0/1	0/2
0/1		0/1
0/1	0/2	0/3

TOTAL

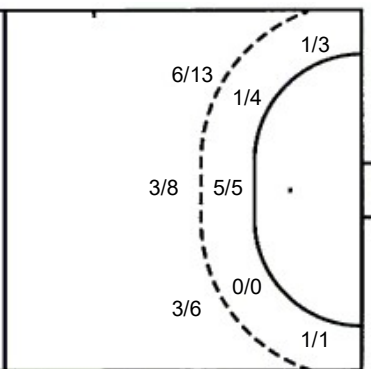
0/3	0/3	0/2
0/2		0/2
0/8	0/5	0/6

Shots by position

ATTACK



DEFENSE



7m penalties 1/1
Fastbreak 2/2
Breakthrough 4/5
Long dist. 0/0

7m penalties 5/5
Fastbreak 3/3
Breakthrough 4/4
Long dist. 0/1

Shooting statistics

Position	Goals	Sav.	Miss.	Post	Blk.	Total	%
Back (9m)	13	5	4	5	2	29	45
Line (6m)	4	1	0	0	0	5	80
Wing	8	0	0	0	0	8	100
7m penalties	1	0	0	0	0	1	100
Fastbreak	2	0	0	0	0	2	100
Breakthrough	4	0	1	0	0	5	80
Total	32	6	5	5	2	50	64

Jersey number Tot. Total shooting 6m 6m (line) shooting 9m 9m shooting Wng. Wing shooting FB Fastbreak sh. 7m 7m penalty sh.
Brk. Breakthrough sh. LD Long distance sh. As. Assists PC Pass clear chance E7 Earned 7m pen. TF Technical faults St. Steals
2m 2m punishments C7. Committed 7m E2 Earned 2m pun. YC. Yellow cards R/B Red/Blue cards Blk. Blocks S Starting Line-up

