



2019 IHF Men's Youth (U19) World Championship

North Macedonia (Skopje)



Group B

Match Team Statistics
Match No. 52

Chinese Taipei 33 - 17 Canada
(17 - 6) (16 - 11)

12.8.2019. 10:30
Attendance:
SC Jane Sandanski

Referees: Muammar Alwattani (BRN) / Mohammed Qamber (BRN)

Chinese Taipei

Players		Goals / shots									Attack					Def.			Penalties			TP			
#	Surname and name	S	Tot.	%	9m	6m	Wing	7m	FB	Brk.	LD	As.	PC	E7	E2	TF	St.	C7	Blk	YC	2m		R	B	
1	CHANG Tsai Chih	S																							45:11
4	LIN Yen Ting		3/5	60		1/2	2/2	0/1								1									21:45
5	HSIEH Chi-Hsuan	S	6/10	60	1/3	2/2		1/2	2/3				1		1	2									43:55
6	TSENG Wei Hsiang		3/3	100	1/1	1/1				1/1			2			2									22:07
7	TING His-Shing	S	3/4	75		1/2	1/1						1			1	4								33:39
8	HSIEH Yen Po	S	1/1	100	1/1									1	1	1	1								18:19
10	HSU Feng Yuan		0/1	0		0/1							2			1			1	1					31:22
11	HSU Yu-Chen	S	7/7	100				2/2	1/1	4/4			2		1	1							1		19:33
18	TSAI Yu-Che		2/4	50	0/1	1/2				1/1			1												9:25
19	ZENG Hao-Ting	S	2/2	100		1/1			1/1							2		1				2			20:38
25	FANG Bai Hong		1/1	100						1/1												1			28:54
34	CHAO Bo Yen												1				2	1							11:39
36	CHANG Kai Hsiang												1										1		31:48
47	YANG Lin Shao Yan	S	5/5	100	2/2	1/1	2/2							1		2	2								36:03
77	YANG Jiun Shiang		0/1	0					0/1				2	1	2	3		1							30:53
99	CHUANG Po-Hsiang																								14:49
	Team / bench																								
	UKUPNO		33/44	75	5/8	8/12	5/5	3/5	5/7	7/7	0/0		12	2	5	5	12	10	2	1	1	5	0	0	

Goalkeepers		Saves / shots								
#	Surname and name	Tot.	%	9m	6m	Wing	7m	FB	Brk.	LD
1	CHANG Tsai Chih	11/19	58	1/2	7/9	1/2			2/6	
99	CHUANG Po-Hsiang	4/13	31	1/3	2/5		1/2		0/3	
	TOTAL	15/32	47	2/5	9/14	1/2	1/2	0/0	2/9	0/0

Coach: Chun Yu Li

Number of attacks: 57, Efficiency: 58%, Average Duration: 29.6 seconds

Attack by type of defense

	Shots	9m	6m	Wing	TF	E7	E2
On def. 6-0	25/32	5/8	8/12	5/5	12	5	5
Fastbreak	5/7				0	0	0

Attack with goalkeeper out

	Attack				Reaction		
	Att.	Eff.	Shots	TF	FB	LD	Tot.
GK in	57	58%	33/44	12	0/0	0/0	0/0

GK out attack is counted if one part or whole attack was GK out

Attack with player superiority/minority

	Attack				Reaction		
	Att.	Eff.	Shots	TF	FB	LD	Tot.
Superiority +2	1	100%	1/1	0	0/0	0/0	0/0
Superiority +1	12	67%	8/11	1	0/0	0/0	0/0
Normal	31	58%	18/24	7	0/0	0/0	0/0
Minority -1	9	56%	5/7	1	0/0	0/0	0/0

Player superiority counted at the end of attack (in case it changes during attack)

Defense by type

	Total	9m	6m	Wing	Stl.	C7	2m
Def. 6-0	1/3	0/0	0/1	0/0	10	0	0
Def. 4-2	2/3	0/0	1/2	0/0	0	0	1
Def. 3-3	13/33	3/10	4/13	1/3	0	2	4
Fastbreak	0/0				0	0	0

Defense with opponent goalkeeper out

	Attack				Reaction		
	Att.	Eff.	Shots	TF	FB	LD	Tot.
GK in	57	30%	17/41	20	5/7	0/0	5/7

Defense with player superiority/minority

	Attack				Reaction		
	Att.	Eff.	Shots	TF	FB	LD	Tot.
Minority -1	9	11%	1/11	1	0/0	0/0	0/0
Normal	36	42%	15/24	11	4/5	0/0	4/5
Superiority +1	8	0%	0/4	5	1/2	0/0	1/2
Superiority +2	1	0%	0/0	1	0/0	0/0	0/0

Jersey number Tot. Total shooting 6m 6m (line) shooting 9m 9m shooting Wng Wing shooting FB Fastbreak sh. 7m 7m penalty sh.
Brk. Breakthrough sh. LD Long distance sh. As. Assists PC Pass clear chance E7 Earned 7m pen. TF Technical faults St. Steals
2m 2m punishments C7. Committed 7m E2 Earned 2m pun. YC. Yellow cards R/B Red/Blue cards Blk. Blocks S Starting Line-up



2019 IHF Men's Youth (U19) World Championship

North Macedonia (Skopje)

Group B



Match Team Statistics

Chinese Taipei 33 - 17 Canada

12.8.2019. 10:30

Match No. 52

(17 - 6) (16 - 11)

Attendance:

SC Jane Sandanski

Referees: Muammar Alwattani (BRN) / Mohammed Qamber (BRN)

Shot distribution by player

4 Y. Lin

	1/1	1/1
		1/1

1 miss.

5 C. Hsieh

2/2		1/1
1/1		
2/2		

1 miss.

6 W. Tseng

2/2		1/1

7 H. Ting

		1/1
		2/2

8 Y. Hsieh

1/1		

10 F. Hsu

11 Y. Hsu

2/2		
2/2	1/1	2/2

18 Y. Tsai

1/1		1/1

2 miss.

19 H. Zeng

		2/2

25 B. Fang

		1/1

34 B. Chao

36 K. Chang

47 L. Yang

1/1		1/1
1/1		
		1/1

1/1 lob

77 J. Yang

1 post

TOTAL

3/3	1/1	4/4
5/5		
7/7	1/1	11/11

1 post 4 miss. 1/1 lob

Saves distribution goalkeepers

1 T. Chang

0/3	0/1	0/4

99 P. Chuang

0/4	0/2	0/3

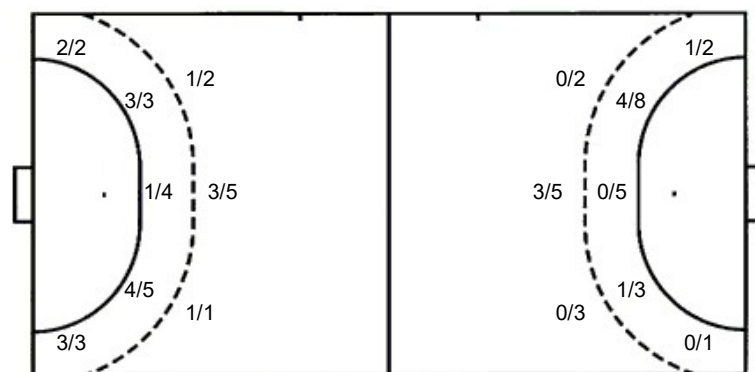
TOTAL

0/7	0/3	0/7

Shots by position

ATTACK

DEFENSE



7m penalties 3/5
Fastbreak 5/7
Breakthrough 7/7
Long dist. 0/0

7m penalties 1/2
Fastbreak 0/0
Breakthrough 7/10
Long dist. 0/0

Shooting statistics

Position	Goals	Sav.	Miss.	Post	Blk.	Total	%
Back (9m)	5	2	1	0	0	8	63
Line (6m)	8	2	2	0	0	12	67
Wing	5	0	0	0	0	5	100
7m penalties	3	2	0	0	0	5	60
Fastbreak	5	0	1	1	0	7	71
Breakthrough	7	0	0	0	0	7	100
Total	33	6	4	1	0	44	75

Jersey number Tot. Total shooting 6m 6m (line) shooting 9m 9m shooting Wng. Wing shooting FB Fastbreak sh. 7m 7m penalty sh.
Brk. Breakthrough sh. LD Long distance sh. As. Assists PC Pass clear chance E7 Earned 7m pen. TF Technical faults St. Steals
2m 2m punishments C7. Committed 7m E2 Earned 2m pun. YC. Yellow cards R/B Red/Blue cards Blk. Blocks S Starting Line-up



2019 IHF Men's Youth (U19) World Championship

North Macedonia (Skopje)



Group B

Match Team Statistics
Match No. 52

Chinese Taipei 33 - 17 Canada

(17 - 6) (16 - 11)

12.8.2019. 10:30
Attendance:
SC Jane Sandanski

Referees: Muammar Alwattani (BRN) / Mohammed Qamber (BRN)

Canada

Players		Goals / shots									Attack					Def.			Penalties			TP			
#	Surname and name	S	Tot.	%	9m	6m	Wing	7m	FB	Brk.	LD	As.	PC	E7	E2	TF	St.	C7	Blk	YC	2m		R	B	
1	HOLLOWAY Blaise	S																							60:00
2	EMEU NGALEU Kevin		2/6	33	1/2	1/4										3								1	41:15
6	OUALLOUCHE Zachary	S	2/4	50	0/1		0/1	1/1		1/1						3		1							29:35
7	REINHARDT Russell Cole	S	1/1	100						1/1			1	2		4								1	31:14
12	LEROY Elliot																								
13	OPGENORTH Braedan Milton		1/1	100						1/1			1			1								1	3:33
15	BRUNET Derek Ronald		0/2	0	0/1	0/1																			32:37
17	AUDA Mohamed	S	2/4	50						2/4			1	3	2	1	5	3	1						53:40
19	GASPARD Cazy De Dudley	S	2/7	29	2/5			0/1		0/1					1	2	1	1						1	57:15
20	BARANYK Caleb Benjamin	S	1/2	50			1/2						1												27:30
21	FODOR Mitchell Stephen		3/4	75	0/1	1/1				2/2						2									40:02
22	LABERGE FALEIROS Victor		1/2	50		1/2									1		1							1	
23	HOWDEN Jackson	S	2/8	25		2/8									1		1							1	43:19
66	TONN Rolando El																								
	Team / bench																								
	UKUPNO		17/41	41	3/10	5/16	1/3	1/2	0/0	7/10	0/0		4	5	2	4	20	5	4	0	0	6	0	0	

Goalkeepers		Saves / shots								
#	Surname and name	Tot.	%	9m	6m	Wing	7m	FB	Brk.	LD
1	HOLLOWAY Blaise	6/39	15	2/7	2/10	0/5	2/5	0/5	0/7	
12	LEROY Elliot									
66	TONN Rolando El									
	TOTAL	6/39	15	2/7	2/10	0/5	2/5	0/5	0/7	0/0

Coach: Ludovic Roucoulet

Number of attacks: 57, Efficiency: 30%, Average Duration: 33.5 seconds

Attack by type of defense

	Shots	9m	6m	Wing	TF	E7	E2
On def. 6-0	1/3	0/0	0/1	0/0	1	0	0
On def. 4-2	2/3	0/0	1/2	0/0	4	0	1
On def. 3-3	13/33	3/10	4/13	1/3	15	2	3
Fastbreak	0/0				0	0	0

Attack with goalkeeper out

	Attack				Reaction		
	Att.	Eff.	Shots	TF	FB	LD	Tot.
GK in	57	30%	17/41	20	5/7	0/0	5/7

GK out attack is counted if one part or whole attack was GK out

Attack with player superiority/minority

	Attack				Reaction		
	Att.	Eff.	Shots	TF	FB	LD	Tot.
Superiority +1	9	11%	1/11	1	0/0	0/0	0/0
Normal	36	42%	15/24	11	4/5	0/0	4/5
Minority -1	8	0%	0/4	5	1/2	0/0	1/2
Minority -2	1	0%	0/0	1	0/0	0/0	0/0

Player superiority counted at the end of attack (in case it changes during attack)

Defense by type

	Total	9m	6m	Wing	Stl.	C7	2m
Def. 6-0	25/32	5/8	8/12	5/5	0	4	6
Def. 3-3	0/0	0/0	0/0	0/0	5	0	0
Fastbreak	5/7				0	0	0

Defense with opponent goalkeeper out

	Attack				Reaction		
	Att.	Eff.	Shots	TF	FB	LD	Tot.
GK in	57	58%	33/44	12	0/0	0/0	0/0

Defense with player superiority/minority

	Attack				Reaction		
	Att.	Eff.	Shots	TF	FB	LD	Tot.
Minority -2	1	100%	1/1	0	0/0	0/0	0/0
Minority -1	12	67%	8/11	1	0/0	0/0	0/0
Normal	31	58%	18/24	7	0/0	0/0	0/0
Superiority +1	9	56%	5/7	1	0/0	0/0	0/0

Jersey number Tot. Total shooting 6m 6m (line) shooting 9m 9m shooting Wng Wing shooting FB Fastbreak sh. 7m 7m penalty sh.
Brk. Breakthrough sh. LD Long distance sh. As. Assists PC Pass clear chance E7 Earned 7m pen. TF Technical faults St. Steals
2m 2m punishments C7. Committed 7m E2 Earned 2m pun. YC. Yellow cards R/B Red/Blue cards Blk. Blocks S Starting Line-up



2019 IHF Men's Youth (U19) World Championship

North Macedonia (Skopje)

Group B



Match Team Statistics

Chinese Taipei 33 - 17 Canada

12.8.2019. 10:30

Match No. 52

(17 - 6) (16 - 11)

Attendance:

SC Jane Sandanski

Referees: Muammar Alwattani (BRN) / Mohammed Qamber (BRN)

Shot distribution by player

2 K. Emeu Ngaleu

1/1		1/1

1 post 1 miss.

6 Z. Ouallouche

1/1	1/1	

1 post 1 miss.

7 R. Reinhardt

1/1		

13 B. Opgenorth

		1/1

15 D. Brunet

17 M. Auda

1/1		1/1

1 post

19 C. Gaspard

1/1		1/1

1 post 1 miss. 1 block

20 C. Baranyk

	1/1	

21 M. Fodor

1/1	1/1	1/1

22 V. Laberge Faleiros

		1/1

23 J. Howden

1/1		1/1

1 post

TOTAL

7/7	3/3	7/7

5 post 3 miss. 1 block

Saves distribution goalkeepers

1 B. Holloway

0/3	0/1	0/4
0/5		
0/7	0/1	0/11

12 E. Leroy

66 R. Tonn

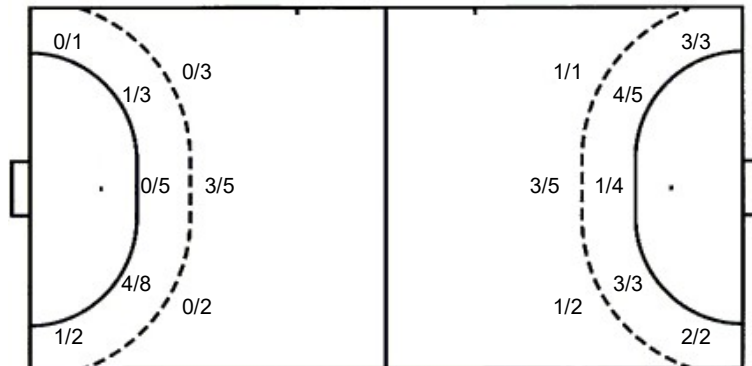
TOTAL

0/3	0/1	0/4
0/5		
0/7	0/1	0/11

Shots by position

ATTACK

DEFENSE



Shooting statistics

Position	Goals	Sav.	Miss.	Post	Blk.	Total	%
Back (9m)	3	2	2	2	1	10	30
Line (6m)	5	9	1	1	0	16	31
Wing	1	1	0	1	0	3	33
7m penalties	1	1	0	0	0	2	50
Fastbreak	0	0	0	0	0	0	0
Breakthrough	7	2	0	1	0	10	70
Total	17	15	3	5	1	41	41

7m penalties 1/2
Fastbreak 0/0
Breakthrough 7/10
Long dist. 0/0

7m penalties 3/5
Fastbreak 5/7
Breakthrough 7/7
Long dist. 0/0

Jersey number Tot. Total shooting 6m 6m (line) shooting 9m 9m shooting Wng Wing shooting FB Fastbreak sh. 7m 7m penalty sh.
Brk. Breakthrough sh. LD Long distance sh. As. Assists PC Pass clear chance E7 Earned 7m pen. TF Technical faults St. Steals
2m 2m punishments C7. Committed 7m E2 Earned 2m pun. YC. Yellow cards R/B Red/Blue cards Blk. Blocks S Starting Line-up



2019 IHF Men's Youth (U19) World Championship

North Macedonia (Skopje)

Group B



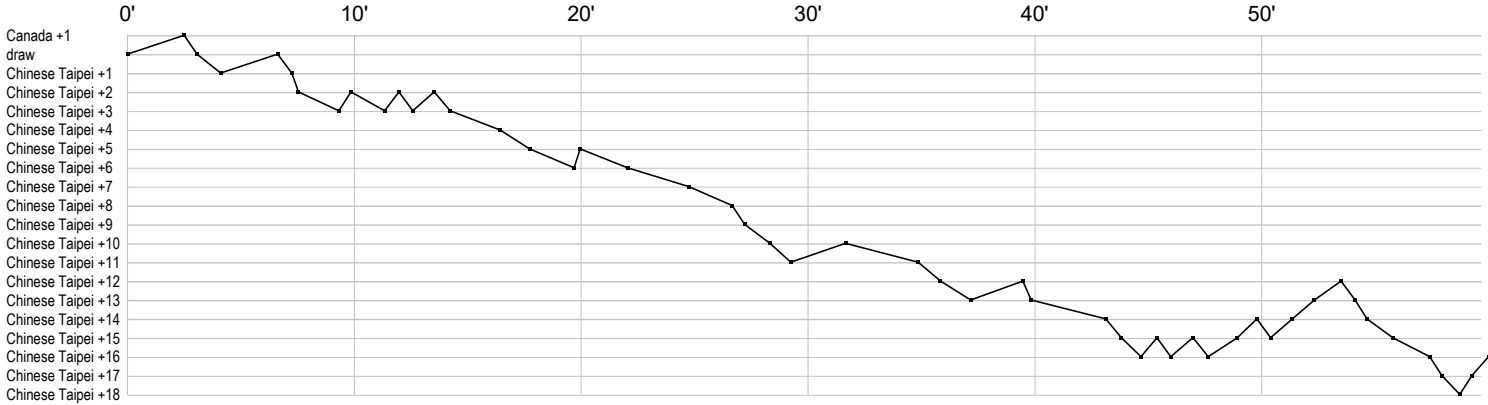
Match Team Statistics
Match No. 52

Chinese Taipei 33 - 17 Canada

(17 - 6) (16 - 11)

12.8.2019. 10:30
Attendance:
SC Jane Sandanski

Referees: Muammar Alwattani (BRN) / Mohammed Qamber (BRN)



Chinese Taipei

1 Chang T	sr s s r ss r r r s r s s s s s
4 Lin Y	g ff g g t
5 Hsieh C	t f gi g p g f f g f g t g
6 Tseng W	t t g a g g a
7 Ting H	bg g a b b b f g
8 Hsieh Y	t b e g
10 Hsu F	a ty a f x
11 Hsu Y	g g g g g 2 gg a a ei
18 Tsai Y	g a f f g
19 Zeng H	t 2 g t c g
25 Fang B	2 g
34 Chao B	b bac
36 Chang K	a 2
47 Yang L	bt g g e t g g g b
77 Yang J	ei fa ip bei a
99 Chuang P	s r s r s r sr r r r r f

Canada

1 Holloway B	r r s rr r r r r r r s r r r r r s r s r r r r r r r r r
2 Emeu Ngaleu	g 2 ff t f g t t f
6 Ouallouche Z	t c g f t g t f
7 Reinhardt R	p t p a g t t 2 t
12 Leroy E	
13 Opgenorth B	g a t2
15 Brunet D	f f
17 Auda M	tb bg b t pf a t i e t e f p c p g t
19 Gaspard C	i t tc2 g f f b f f f g
20 Baranyk C	f g
21 Fodor M	t f g g t g
22 Laberge	f 2 b i
23 Howden J	f i f f g g f c2
66 Tonn R	

In game	g Goal scored	f Missed shot	a Assist	t Technical faults	b Steal
2 2min suspension	e Earned 7m	c Committed 7m	y Yellow card	r Red Card	k Blue card
i Earned 2min.	x Block	4 4min suspension	p Pass for clear chance	s Saved shot	r Received goal