



2019 IHF Men's Youth (U19) World Championship

North Macedonia (Skopje)

Group A



Match Team Statistics

Saudi Arabia 23 - 35 Norway

11.8.2019. 20:30

Match No. 45

(9 - 18) (14 - 17)

Attendance: 100

SC Jane Sandanski

Referees: Cheikh Mohamed Diop (SEN) / Abdoulaye Faye (SEN)

Saudi Arabia

Players		Goals / shots										Attack					Def.			Penalties			TP			
#	Surname and name	S	Tot.	%	9m	6m	Wing	7m	FB	Brk.	LD	As.	PC	E7	E2	TF	St.	C7	Blk	YC	2m	R		B		
1	HUSSAIN ABO ALWAH Jihad																								24:27	
3	HUSSAIN KHADIMI Sajad																								18:50	
7	QAESAR ALMOHSEN Ali		3/6	50	1/2			1/3		1/1		1		1	2	2	1						1		33:38	
10	HADI ALMAJRASHI Bandar																									
11	HASSAN ALOBAIDI Mohammed																									
16	ALMOHAMMED Hassan	S																							32:39	
22	HASSAN ALABED Muhhannad		1/1	100		1/1										1									34:35	
24	NAFAA ALMUHAMMAD Hassan	S											1	1				1							11:21	
37	AHMED ALQASIR Murtada		3/5	60			3/5									2	1	1							37:27	
45	HASSAN ALBAHAR Mahmoud		2/4	50	2/4								1			2			1						29:50	
57	MOHAMMED ABOBAID Hamdi	S	2/8	25	0/5	1/1		0/1		1/1		1	1			1	1								23:58	
76	ABDULLAH ALTURKI Hassan	S	1/3	33			0/2			1/1							1								40:38	
88	MOHAMMEDALHASSAN Haider	S	2/4	50	1/2			0/1			1/1	2	1	5	1	3	1	1					2		55:07	
94	NAJI ASHOUR Saleh	S	0/1	0	0/1											1									20:36	
97	MOHAMMAD ALYUSEF Abdullah		4/7	57	1/2		0/1	0/1		2/2	1/1	2		1		3							1		28:01	
99	HASSAN ALKHALIF Ayman	S	5/7	71		0/1	3/4	2/2															1	1	28:53	
	Team / bench																							1		
	UKUPNO		23/46	50	5/16	2/3	6/12	3/8	1/1	4/4	2/2	6	4	8	3	15	5	3	1	1	5	0	0			

Goalkeepers		Saves / shots									
#	Surname and name	Tot.	%	9m	6m	Wing	7m	FB	Brk.	LD	
1	HUSSAIN ABO ALWAH Jihad	3/18	17	2/3	1/8	0/2	0/1	0/4			
16	ALMOHAMMED Hassan	3/22	14	0/2	1/6	1/4	0/2	0/4	1/4		
	TOTAL	6/40	15	2/5	2/14	1/6	0/3	0/8	1/4	0/0	

Coach: **Ahmed Nabil Ahmed**

Number of attacks: 56, Efficiency: 41%, Average Duration: 42.3 seconds

Attack by type of defense

	Shots	9m	6m	Wing	TF	E7	E2
On def. 6-0	17/35	5/16	2/3	6/12	15	8	3
Fastbreak	1/1				0	0	0

Attack with goalkeeper out

	Attack				Reaction		
	Att.	Eff.	Shots	TF	FB	LD	Tot.
GK out pl. minority	2	0%	0/1	1	0/0	0/0	0/0
GK in	54	43%	23/45	14	9/9	0/0	9/9

GK out attack is counted if one part or whole attack was GK out

Attack with player superiority/minority

	Attack				Reaction		
	Att.	Eff.	Shots	TF	FB	LD	Tot.
Superiority +2	1	100%	1/1	0	0/0	0/0	0/0
Superiority +1	6	67%	4/6	1	0/0	0/0	0/0
Normal	15	47%	7/10	4	2/2	0/0	2/2
Minority -1	12	33%	4/9	4	2/2	0/0	2/2

Player superiority counted at the end of attack (in case it changes during attack)

Defense by type

	Total	9m	6m	Wing	Stl.	C7	2m
Def. 6-0	0/0	0/0	0/0	0/0	5	0	2
Def. 5-1	22/33	3/9	11/13	5/7	0	3	3
Def. 4-2	1/1	0/0	1/1	0/0	0	0	0
Fastbreak	9/9				0	0	0

Defense with opponent goalkeeper out

	Attack				Reaction		
	Att.	Eff.	Shots	TF	FB	LD	Tot.
GK out (7 on 6)	1	100%	1/1	0	0/0	0/0	0/0
GK in	53	60%	32/43	12	1/1	2/2	3/3

Defense with player superiority/minority

	Attack				Reaction		
	Att.	Eff.	Shots	TF	FB	LD	Tot.
Minority -1	11	73%	8/10	2	0/0	0/0	0/0
Normal	17	47%	8/11	6	1/1	1/1	2/2
Superiority +1	5	40%	2/4	2	0/0	1/1	1/1
Superiority +2	1	100%	1/1	0	0/0	0/0	0/0

Jersey number Tot. Total shooting 6m 6m (line) shooting 9m 9m shooting Wng Wing shooting FB Fastbreak sh. 7m 7m penalty sh.
 Brk. Breakthrough sh. LD Long distance sh. As. Assists PC Pass clear chance E7 Earned 7m pen. TF Technical faults St. Steals
 2m 2m punishments C7. Committed 7m E2 Earned 2m pun. YC. Yellow cards R/B Red/Blue cards Blk. Blocks S Starting Line-up



2019 IHF Men's Youth (U19) World Championship
North Macedonia (Skopje)
 Group A



Match Team Statistics
 Match No. 45

Saudi Arabia 23 - 35 Norway
 (9 - 18) (14 - 17)

11.8.2019. 20:30
 Attendance: 100
 SC Jane Sandanski

Referees: Cheikh Mohamed Diop (SEN) / Abdoulaye Faye (SEN)

Shot distribution by player

3 S. Hussain Khadimi [Grid]	7 A. Qaesar Almohsen [Grid] 3/3 2 post	10 B. Hadi Almajrashi [Grid]	11 M. Hassan Alobaidi [Grid]	22 M. Hassan Alabed [Grid] 1/1	24 H. Nafaa Almuhammad [Grid]	37 M. Ahmed Alqasir [Grid] 2/2 1 miss. 1/1 lob
45 M. Hassan Albahar [Grid] 2 block 1/1 1/1	57 H. Mohammed Aboobaid [Grid] 1 miss. 2 block 2/2	76 H. Abdullah Alturki [Grid] 1/1	88 H. Mohammedal Hassan [Grid] 1 block 1/1 1/1	94 S. Naji Ashour [Grid]	97 A. Mohammad Alyousef [Grid] 1 post 1 miss. 1/1 lob 1/1 2/2	99 A. Hassan Alkhalif [Grid] 1/1 2/2 2/2

TOTAL

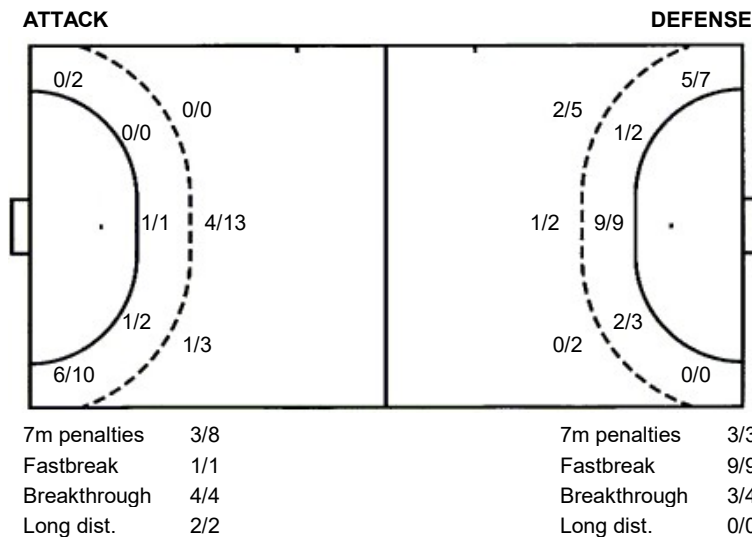
1/1		
6/6	3/3	11/11

3 post 3 miss. 5 block 2/2 lob

Saves distribution goalkeepers

1 J. Hussain Abo Alwah [Grid] 0/3 0/3 0/3 0/7	16 H. Almohammed [Grid] 0/3 0/3 0/1 0/2 0/2 0/7	TOTAL [Grid] 0/3 0/6 0/1 0/5 0/2 0/14
---	--	--

Shots by position



Shooting statistics

Position	Goals	Sav.	Miss.	Post	Blk.	Total	%
Back (9m)	5	3	1	2	5	16	31
Line (6m)	2	1	0	0	0	3	67
Wing	6	5	1	0	0	12	50
7m penalties	3	3	1	1	0	8	38
Fastbreak	1	0	0	0	0	1	100
Breakthrough	4	0	0	0	0	4	100
Total	21	12	3	3	5	44	48

Jersey number Tot. Total shooting 6m 6m (line) shooting 9m 9m shooting Wng. Wing shooting FB Fastbreak sh. 7m 7m penalty sh.
 Brk. Breakthrough sh. LD Long distance sh. As. Assists PC Pass clear chance E7 Earned 7m pen. TF Technical faults St. Steals
 2m 2m punishments C7. Committed 7m E2 Earned 2m pun. YC. Yellow cards R/B Red/Blue cards Blk. Blocks S Starting Line-up



2019 IHF Men's Youth (U19) World Championship

North Macedonia (Skopje)

Group A



Match Team Statistics

Saudi Arabia 23 - 35 Norway

11.8.2019. 20:30

Match No. 45

(9 - 18) (14 - 17)

Attendance: 100

SC Jane Sandanski

Referees: Cheikh Mohamed Diop (SEN) / Abdoulaye Faye (SEN)

Norway

Players		Goals / shots									Attack				Def.			Penalties			TP					
#	Surname and name	S	Tot.	%	9m	6m	Wing	7m	FB	Brk.	LD	As.	PC	E7	E2	TF	St.	C7	Blk	YC		2m	R	B		
2	REITAN Eskil Dahl	S	0/2	0	0/2													2							21:46	
3	LINDQVIST Tollef Oskar		2/2	100					2/2						1	2	2									30:00
5	SEGUJJA Magnus Galabuzi		3/5	60			3/5					1													19:41	
7	INSELSETH Birk Hermann		1/3	33	1/2					0/1		3					1	1	2				1		36:58	
8	LILLELIEN Ola Hoftun	S	5/6	83		0/1			5/5			2			1	1	2								29:37	
10	NORBERG Viktor Petersen	S	1/3	33	0/2					1/1		4													10:11	
12	KRISTENSEN Andre Bergsholm	S										2				1									20:06	
14	REKSTAD Mads Falck	S	7/7	100		1/1	2/2	3/3	1/1							1									29:34	
18	LARSEN Kristian Hubert	S	2/2	100		2/2								1					3						21:10	
19	BUCHARDT Markus		1/1	100		1/1						3			1	2	3						1		27:51	
21	LANGELAND Magnus		2/2	100	1/1	1/1						1	1			1									26:50	
25	LANGERUD Thomas Kristoffersen															1									33:31	
26	ELVERHOY Jonas Myreng		3/4	75	1/2	1/1			1/1			1	2												14:09	
32	HELSINGHOF Victor Sprus		5/6	83		5/6						2			1	1		2							53:05	
33	LYSE Simen Ulstad	S	2/2	100						2/2		4				3									14:33	
62	GJERMUNDNES Jorg William Fiala		1/1	100		1/1								1				3					1		30:58	
Team / bench																										
UKUPNO			35/46	76	3/9	12/14	5/7	3/3	9/9	3/4	0/0	23	3	3	5	13	6	8	5	0	3	0	0			

Goalkeepers		Saves / shots								
#	Surname and name	Tot.	%	9m	6m	Wing	7m	FB	Brk.	LD
12	KRISTENSEN Andre Bergsholm	6/12	50	2/2	0/1	3/6	1/2		0/1	
25	LANGERUD Thomas Kristoffersen	6/21	29	1/6	1/2	2/5	2/4	0/1	0/3	
TOTAL		12/33	36	3/8	1/3	5/11	3/6	0/1	0/4	0/0

Coach: Johnny Jensen

Number of attacks: 57, Efficiency: 61%, Average Duration: 21.6 seconds

Attack by type of defense

	Shots	9m	6m	Wing	TF	E7	E2
On def. 6-0	0/0	0/0	0/0	0/0	0	0	2
On def. 5-1	22/33	3/9	11/13	5/7	13	3	3
On def. 4-2	1/1	0/0	1/1	0/0	0	0	0
Fastbreak	9/9				0	0	0

Defense by type

	Total	9m	6m	Wing	Stl.	C7	2m
Def. 6-0	17/35	5/16	2/3	6/12	0	8	3
Def. 5-1	0/0	0/0	0/0	0/0	6	0	0
Fastbreak	1/1				0	0	0

Attack with goalkeeper out

	Attack				Reaction		
	Att.	Eff.	Shots	TF	FB	LD	Tot.
GK out (7 on 6)	1	100%	1/1	0	0/0	0/0	0/0
GK out pl. minority	3	67%	2/2	1	0/0	0/0	0/0
GK in	53	60%	32/43	12	1/1	2/2	3/3

GK out attack is counted if one part or whole attack was GK out

Attack with player superiority/minority

	Attack				Reaction		
	Att.	Eff.	Shots	TF	FB	LD	Tot.
Superiority +1	11	73%	8/10	2	0/0	0/0	0/0
Normal	17	47%	8/11	6	1/1	1/1	2/2
Minority -1	5	40%	2/4	2	0/0	1/1	1/1
Minority -2	1	100%	1/1	0	0/0	0/0	0/0

Player superiority counted at the end of attack (in case it changes during attack)

Defense with opponent goalkeeper out

	Attack				Reaction		
	Att.	Eff.	Shots	TF	FB	LD	Tot.
GK out (7 on 6)	0	0%	0/0	0	0/0	0/0	0/0
GK in	54	43%	23/45	14	9/9	0/0	9/9

Defense with player superiority/minority

	Attack				Reaction		
	Att.	Eff.	Shots	TF	FB	LD	Tot.
Minority -2	1	100%	1/1	0	0/0	0/0	0/0
Minority -1	6	67%	4/6	1	0/0	0/0	0/0
Normal	15	47%	7/10	4	2/2	0/0	2/2
Superiority +1	12	33%	4/9	4	2/2	0/0	2/2

Jersey number Tot. Total shooting 6m 6m (line) shooting 9m 9m shooting Wng Wing shooting FB Fastbreak sh. 7m 7m penalty sh.
 Brk. Breakthrough sh. LD Long distance sh. As. Assists PC Pass clear chance E7 Earned 7m pen. TF Technical faults St. Steals
 2m 2m punishments C7. Committed 7m E2 Earned 2m pun. YC. Yellow cards R/B Red/Blue cards Blk. Blocks S Starting Line-up



2019 IHF Men's Youth (U19) World Championship

North Macedonia (Skopje)

Group A



Match Team Statistics

Saudi Arabia 23 - 35 Norway

11.8.2019. 20:30

Match No. 45

(9 - 18) (14 - 17)

Attendance: 100

SC Jane Sandanski

Referees: Cheikh Mohamed Diop (SEN) / Abdoulaye Faye (SEN)

Shot distribution by player

2 E. Reitan

1 miss. 1 block

3 T. Lindqvist

1/1 1/1

5 M. Segujja

		1/1
1/1		

1 post 1/1 lob

7 B. Inselseth

		1/1

8 O. Lillelien

1/1		2/2
		1/1

1/1 lob

10 V. Norberg

1 post 1 miss.

14 M. Rekstad

2/2		2/2
1/1		1/1

1/1 lob

18 K. Larsen

		2/2

19 M. Buchardt

1/1		

21 M. Langeland

1/1		1/1

26 J. Elverhoy

		3/3

32 V. Helsinghof

1/1		4/4

33 S. Lyse

	1/1	

1/1 lob

62 J. Gjermundnes

		1/1

TOTAL

3/3		6/6
1/1		
5/5	2/2	14/14

2 post 2 miss. 1 block 4/4 lob

Saves distribution goalkeepers

12 A. Kristensen

0/2		0/4

25 T. Langerud

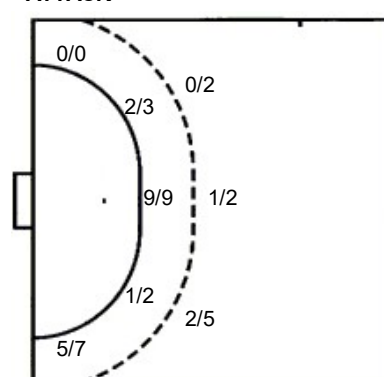
0/1		
0/4	0/3	0/7

TOTAL

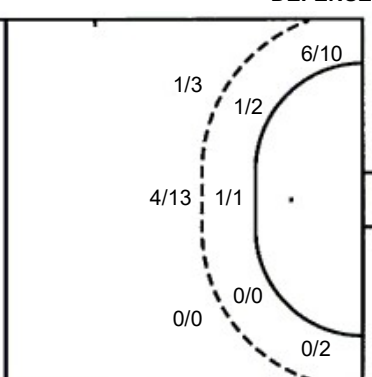
0/1		
0/6	0/3	0/11

Shots by position

ATTACK



DEFENSE



7m penalties 3/3
Fastbreak 9/9
Breakthrough 3/4
Long dist. 0/0

7m penalties 3/8
Fastbreak 1/1
Breakthrough 4/4
Long dist. 2/2

Shooting statistics

Position	Goals	Sav.	Miss.	Post	Blk.	Total	%
Back (9m)	3	2	2	1	1	9	33
Line (6m)	12	2	0	0	0	14	86
Wing	5	1	0	1	0	7	71
7m penalties	3	0	0	0	0	3	100
Fastbreak	9	0	0	0	0	9	100
Breakthrough	3	1	0	0	0	4	75
Total	35	6	2	2	1	46	76

Jersey number Tot. Total shooting 6m 6m (line) shooting 9m 9m shooting Wng. Wing shooting FB Fastbreak sh. 7m 7m penalty sh.
Brk. Breakthrough sh. LD Long distance sh. As. Assists PC Pass clear chance E7 Earned 7m pen. TF Technical faults St. Steals
2m 2m punishments C7. Committed 7m E2 Earned 2m pun. YC. Yellow cards R/B Red/Blue cards Blk. Blocks S Starting Line-up



2019 IHF Men's Youth (U19) World Championship

North Macedonia (Skopje)

Group A

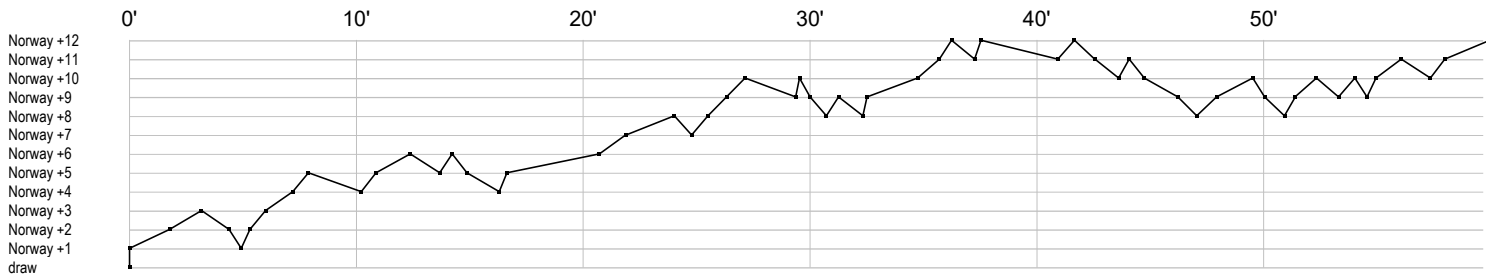


Match Team Statistics
Match No. 45

Saudi Arabia 23 - 35 Norway
(9 - 18) (14 - 17)

11.8.2019. 20:30
Attendance: 100
SC Jane Sandanski

Referees: Cheikh Mohamed Diop (SEN) / Abdoulaye Faye (SEN)



Saudi Arabia

1 Hussain Abo	r r r r r	r	s r r r r r r r r r r r r r r
3 Hussain			
7 Qaesar	a	t b f g	2 i g i f g ef t
10 Hadi			
11 Hassan			
16 Almohammed	r r r s r r r r	r r r r r r r	r r r r s r r s r
22 Hassan		t	
24 Nafaa	pc		e
37 Ahmed		g t	f g gbt f c
45 Hassan		f f f t	g t pg x
57 Mohammed	f g f f f f	f a g	bp f t
76 Abdullah	f	f	bg
88 Mohammedalh	a	t e a ef	p e 2 t c2 ei e g t bg
94 Naji Ashour S	t		f
97 Mohammad			a2 t t g t f f a g g g ef
99 Hassan	g	g g g	ff g 2

Norway

2 Reitan E		cf	c	f
3 Lindqvist T				ei g i t t g
5 Segujja M				g f a g g f
7 Inselseth B	x		x	g b a f 2 c a f a
8 Lillelien O	g f g		ba g bgi g a	
10 Norberg V	a g	a a a f	f	
12 Kristensen A	s r r s a a t r	ss r r r s	s	
14 Rekstad M	g g g	g t	g g	
18 Larsen K		x x g	g e	
19 Buchardt M			i b b a g 2 t b a a t	
21 Langeland M			g t g a	
25 Langerud T		s s r s r r r r r	r t s r r r r r s r r r r r	
26 Elverhoy J			a g p p g f g	
32 Helsinghof V	a		g t a g g c gi c f	
33 Lyse S	a	g	g t a a a t t	
62 Gjermundnes	e	c	g c c2	

In game	g Goal scored	f Missed shot	a Assist	t Technical faults	b Steal
2 2min suspension	e Earned 7m	c Committed 7m	y Yellow card	r Red Card	k Blue card
i Earned 2min.	x Block	4 4min suspension	p Pass for clear chance	s Saved shot	r Received goal