



# 2019 IHF Men's Youth (U19) World Championship

## North Macedonia (Skopje)

Group A



Match Team Statistics

### Spain 31 - 21 Chile

11.8.2019. 16:30

Match No. 43

(13 - 15) (18 - 6)

Attendance: 100

SC Jane Sandanski

Referees: Maïke Merz (GER) / Tanja Schilha (GER)

### Spain

Players		Goals / shots									Attack					Def.			Penalties			TP				
#	Surname and name	S	Tot.	%	9m	6m	Wing	7m	FB	Brk.	LD	As.	PC	E7	E2	TF	St.	C7	Blk	YC	2m		R	B		
1	RODRIGUEZ LARIO Roberto		1/1	100							1/1														35:20	
2	GONI MACUA Ernesto	S	0/2	0	0/2																				13:16	
3	MARTIN BOTET Alberto		3/3	100		3/3								1	1	1		2							53:17	
4	BASUALDO DIEZ Ange Manuel	S	0/1	0	0/1																				6:40	
5	ROCA RODRIGUEZ David		2/3	67	2/3								1												50:53	
6	DIAZ HERNANDEZ Alberto		5/7	71	2/2			2/4		1/1			2		1										27:49	
7	GARCIA SANCHEZ Oscar	S	5/5	100		1/1	3/3		1/1												1	1			43:53	
8	PRECIADO RAMOS Alvaro		2/3	67						2/3			1			4									24:58	
9	PASCUAL GARCIA Alex		0/2	0		0/1			0/1							2									11:54	
10	IZQUIERDO LABAYEN Ander	S	6/8	75	2/4	1/1		2/2		1/1			1			2							1		24:03	
11	PALOMINO MORON Juan													2		1									16:58	
13	LUIS MOSQUERA Domingo Jesus	S	0/1	0	0/1								1		1			1							6:59	
15	AGUILLELLA FABREGAT Marcos	S	3/3	100		1/1			2/2														1		37:11	
17	ALA SANCHEZ Sergi		4/5	80		1/1	1/1		2/3																23:01	
22	MARTINEZ LLAMAZARES Isidoro												2		1										19:08	
33	PEREZ MOLINA Jorge	S																							24:40	
	Team / bench																							1		
	UKUPNO		31/44	70	6/13	7/8	4/4	4/6	5/7	4/5	1/1		8	2	2	3	10	0	3	0	3	2	0	0		

Goalkeepers		Saves / shots								
#	Surname and name	Tot.	%	9m	6m	Wing	7m	FB	Brk.	LD
1	RODRIGUEZ LARIO Roberto	5/13	38	4/6	1/3	0/2	0/2			
33	PEREZ MOLINA Jorge	2/15	13	1/2	0/3	1/4	0/2	0/1	0/3	
	TOTAL	7/28	25	5/8	1/6	1/6	0/4	0/1	0/3	0/0

Coach: **Alberto Suarez Menendez**

Number of attacks: 53, Efficiency: 58%, Average Duration: 35.4 seconds

### Attack by type of defense

	Shots	9m	6m	Wing	TF	E7	E2
On def. 6-0	21/30	6/13	7/8	4/4	10	2	2
On def. 5-1	0/0	0/0	0/0	0/0	0	0	1
Fastbreak	5/7				0	0	0

### Defense by type

	Total	9m	6m	Wing	Stl.	C7	2m
Def. 6-0	8/20	3/13	3/4	2/3	0	1	1
Def. 5-1	8/16	0/5	2/3	3/5	0	2	1
Fastbreak	1/1				0	0	0

### Attack with goalkeeper out

	Attack				Reaction		
	Att.	Eff.	Shots	TF	FB	LD	Tot.
GK out pl. minority	1	100%	1/1	0	0/0	0/0	0/0
GK in	52	58%	30/43	10	1/1	0/0	1/1

GK out attack is counted if one part or whole attack was GK out

### Defense with opponent goalkeeper out

	Attack				Reaction		
	Att.	Eff.	Shots	TF	FB	LD	Tot.
GK out (7 on 6)	1	100%	1/1	0	0/0	0/0	0/0
GK in	53	38%	20/40	11	5/7	1/1	6/8

### Attack with player superiority/minority

	Attack				Reaction		
	Att.	Eff.	Shots	TF	FB	LD	Tot.
Superiority +2	1	0%	0/1	0	0/0	0/0	0/0
Superiority +1	7	71%	5/6	1	0/0	0/0	0/0
Normal	34	56%	19/29	7	1/1	0/0	1/1
Minority -1	5	80%	4/4	1	0/0	0/0	0/0

Player superiority counted at the end of attack (in case it changes during attack)

### Defense with player superiority/minority

	Attack				Reaction		
	Att.	Eff.	Shots	TF	FB	LD	Tot.
Minority -1	5	40%	2/2	2	0/0	0/0	0/0
Normal	36	36%	13/30	7	4/6	1/1	5/7
Superiority +1	4	25%	1/2	1	1/1	0/0	1/1
Superiority +2	2	50%	1/2	0	0/0	0/0	0/0

# Jersey number Tot. Total shooting 6m 6m (line) shooting 9m 9m shooting Wng Wing shooting FB Fastbreak sh. 7m 7m penalty sh.  
 Brk. Breakthrough sh. LD Long distance sh. As. Assists PC Pass clear chance E7 Earned 7m pen. TF Technical faults St. Steals  
 2m 2m punishments C7. Committed 7m E2 Earned 2m pun. YC. Yellow cards R/B Red/Blue cards Blk. Blocks S Starting Line-up



# 2019 IHF Men's Youth (U19) World Championship

## North Macedonia (Skopje)

Group A



Match Team Statistics

**Spain 31 - 21 Chile**

11.8.2019. 16:30

Match No. 43

(13 - 15) (18 - 6)

Attendance: 100

SC Jane Sandanski

Referees: Maik Merz (GER) / Tanja Schilha (GER)

### Shot distribution by player

2 E. Goni Macua


2 miss.

3 A. Martin Botet

2/2	1/1	

4 A. Basualdo Diez


5 D. Roca Rodriguez

		2/2

1 post

6 A. Diaz Hernandez

1/1		
2/2	1/1	1/1

7 O. Garcia Sanchez

1/1		1/1
		1/1
1/1		1/1

8 A. Preciado Ramos

	1/1	1/1

1 miss.

9 A. Pascual Garcia


10 A. Izquierdo Labayen

1/1		
3/3		2/2

2 miss.

11 J. Palomino Moron


13 D. Luis Mosquera


15 M. Aguilera Fabregat

3/3		

17 S. Ala Sanchez

1/1		
3/3		

22 I. Martinez Llamazares


### TOTAL

2/2		3/3
2/2		1/1
14/14	3/3	5/5

1 post 5 miss.

### Saves distribution goalkeepers

1 R. Rodriguez Lario

0/2	0/1	0/2
		0/2
		0/1

33 J. Perez Molina

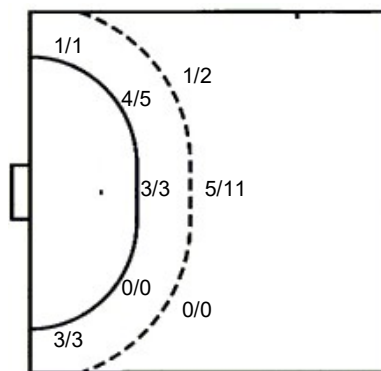
		0/1
0/5	0/3	0/3

### TOTAL

0/2	0/1	0/2
		0/3
0/5	0/3	0/4

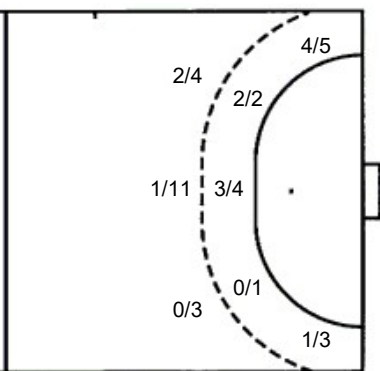
### Shots by position

#### ATTACK



7m penalties 4/6  
Fastbreak 5/7  
Breakthrough 4/5  
Long dist. 1/1

#### DEFENSE



7m penalties 4/4  
Fastbreak 1/1  
Breakthrough 3/3  
Long dist. 0/0

### Shooting statistics

Position	Goals	Sav.	Miss.	Post	Blk.	Total	%
Back (9m)	6	2	4	1	0	13	46
Line (6m)	7	1	0	0	0	8	88
Wing	4	0	0	0	0	4	100
7m penalties	4	2	0	0	0	6	67
Fastbreak	5	2	0	0	0	7	71
Breakthrough	4	0	1	0	0	5	80
<b>Total</b>	<b>30</b>	<b>7</b>	<b>5</b>	<b>1</b>	<b>0</b>	<b>43</b>	<b>70</b>

# Jersey number    Tot. Total shooting    6m 6m (line) shooting    9m 9m shooting    Wng. Wing shooting    FB Fastbreak sh.    7m 7m penalty sh.  
Brk. Breakthrough sh.    LD Long distance sh.    As. Assists    PC Pass clear chance    E7 Earned 7m pen.    TF Technical faults    St. Steals  
2m 2m punishments    C7. Committed 7m    E2 Earned 2m pun.    YC. Yellow cards    R/B Red/Blue cards    Blk. Blocks    S Starting Line-up



# 2019 IHF Men's Youth (U19) World Championship

## North Macedonia (Skopje)

Group A



Match Team Statistics

### Spain 31 - 21 Chile

11.8.2019. 16:30

Match No. 43

(13 - 15) (18 - 6)

Attendance: 100

SC Jane Sandanski

Referees: Maik Merz (GER) / Tanja Schilha (GER)

### Chile

Players		Goals / shots									Attack					Def.			Penalties			TP		
#	Surname and name	S	Tot.	%	9m	6m	Wing	7m	FB	Brk.	LD	As.	PC	E7	E2	TF	St.	C7	Blk	YC	2m		R	B
2	FLORES Claudio		1/1	100		1/1															1			16:57
4	GUTIERREZ Felipe																							
5	TESTA Iair																							
7	AEDO Rodrigo	S	4/8	50	0/4	1/1		2/2	1/1			4	1			3						1		40:41
9	SCARAMELLI Luciano Hugo		0/2	0	0/2								1			2								29:36
10	CANCINO Ignacio	S	5/5	100		1/1	4/4							1		2								49:04
11	CAYUL Jose Miquel	S	3/10	30	2/8		0/1			1/1		1	2	1		2								57:20
13	AHUMADA Francisco	S	0/1	0			0/1									1								44:03
14	ILLESCA Benjamin	S	2/5	40		2/4	0/1									1		2				1		41:00
15	MORAGA Nicolas		1/1	100			1/1																	16:04
16	CARO Diego																							
22	PAYA Matias	S	5/8	63	1/4			2/2		2/2		3		1										35:53
23	VALENZUELA Hugo	S																						56:24
29	CANALES Santiago																	1				1		18:56
55	NAVARRO Adolfo																							14:02
	Team / bench																							
	UKUPNO		21/41	51	3/18	5/7	5/8	4/4	1/1	3/3	0/0	8	4	3	0	11	0	3	0	0	0	4	0	0

Goalkeepers		Saves / shots								
#	Surname and name	Tot.	%	9m	6m	Wing	7m	FB	Brk.	LD
16	CARO Diego	0/5	0				0/3	0/2		
23	VALENZUELA Hugo	7/29	24	2/7	1/7	0/4	2/3	2/5	0/3	
	TOTAL	7/34	21	2/7	1/7	0/4	2/6	2/7	0/3	0/0

Coach: Claudio Miguel Lira Mendiguren

Number of attacks: 54, Efficiency: 39%, Average Duration: 31.9 seconds

### Attack by type of defense

	Shots	9m	6m	Wing	TF	E7	E2
On def. 6-0	8/20	3/13	3/4	2/3	8	1	0
On def. 5-1	8/16	0/5	2/3	3/5	3	2	0
Fastbreak	1/1				0	0	0

### Defense by type

	Total	9m	6m	Wing	Stl.	C7	2m
Def. 6-0	21/30	6/13	7/8	4/4	0	3	3
Def. 5-1	0/0	0/0	0/0	0/0	0	0	1
Fastbreak	5/7				0	0	0

### Attack with goalkeeper out

	Attack				Reaction		
	Att.	Eff.	Shots	TF	FB	LD	Tot.
GK out (7 on 6)	1	100%	1/1	0	0/0	0/0	0/0
GK in	53	38%	20/40	11	5/7	1/1	6/8

GK out attack is counted if one part or whole attack was GK out

### Defense with opponent goalkeeper out

	Attack				Reaction		
	Att.	Eff.	Shots	TF	FB	LD	Tot.
GK out (7 on 6)	0	0%	0/0	0	0/0	0/0	0/0
GK in	52	58%	30/43	10	1/1	0/0	1/1

### Attack with player superiority/minority

	Attack				Reaction		
	Att.	Eff.	Shots	TF	FB	LD	Tot.
Superiority +1	5	40%	2/2	2	0/0	0/0	0/0
Normal	36	36%	13/30	7	4/6	1/1	5/7
Minority -1	4	25%	1/2	1	1/1	0/0	1/1
Minority -2	2	50%	1/2	0	0/0	0/0	0/0

Player superiority counted at the end of attack (in case it changes during attack)

### Defense with player superiority/minority

	Attack				Reaction		
	Att.	Eff.	Shots	TF	FB	LD	Tot.
Minority -2	1	0%	0/1	0	0/0	0/0	0/0
Minority -1	7	71%	5/6	1	0/0	0/0	0/0
Normal	34	56%	19/29	7	1/1	0/0	1/1
Superiority +1	5	80%	4/4	1	0/0	0/0	0/0

# Jersey number Tot. Total shooting 6m 6m (line) shooting 9m 9m shooting Wng Wing shooting FB Fastbreak sh. 7m 7m penalty sh.  
 Brk. Breakthrough sh. LD Long distance sh. As. Assists PC Pass clear chance E7 Earned 7m pen. TF Technical faults St. Steals  
 2m 2m punishments C7. Committed 7m E2 Earned 2m pun. YC. Yellow cards R/B Red/Blue cards Blk. Blocks S Starting Line-up



# 2019 IHF Men's Youth (U19) World Championship

## North Macedonia (Skopje)

Group A



Match Team Statistics

**Spain 31 - 21 Chile**

11.8.2019. 16:30

Match No. 43

(13 - 15) (18 - 6)

Attendance: 100

SC Jane Sandanski

Referees: Maike Merz (GER) / Tanja Schilha (GER)

### Shot distribution by player

**2 C. Flores**

	1/1	

**4 F. Gutierrez**


**5 I. Testa**


**7 R. Aedo**

		1/1
1/1		1/1

1 miss. 2 block

**9 L. Scaramelli**


1 block

**10 I. Cancino**

		1/1
		1/1
3/3		

**11 J. Cayul**

1/1		
		1/1
1/1		

2 post 2 miss. 1 block

**13 F. Ahumada**


**14 B. Illesca**

		2/2

1 post 1 miss.

**15 N. Moraga**

1/1		

**22 M. Paya**

		1/1
	3/3	1/1

1 post 1 block

**29 S. Canales**


**55 A. Navarro**


**TOTAL**

2/2	1/1	2/2
		3/3
5/5	3/3	4/4

4 post 4 miss. 5 block

### Saves distribution goalkeepers

**16 D. Caro**

0/4	0/1	

**23 H. Valenzuela**

0/2	0/1	0/3
0/2		0/1
0/10	0/2	0/5

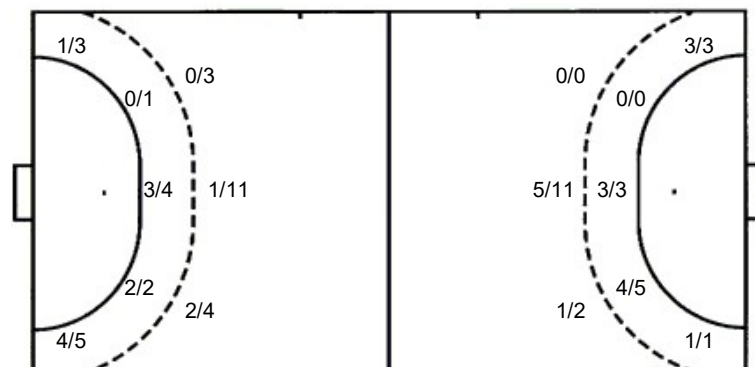
**TOTAL**

0/2	0/1	0/3
0/2		0/1
0/14	0/3	0/5

### Shots by position

ATTACK

DEFENSE



### Shooting statistics

Position	Goals	Sav.	Miss.	Post	Blk.	Total	%
Back (9m)	3	5	2	3	5	18	17
Line (6m)	5	1	0	1	0	7	71
Wing	5	1	2	0	0	8	63
7m penalties	4	0	0	0	0	4	100
Fastbreak	1	0	0	0	0	1	100
Breakthrough	3	0	0	0	0	3	100
<b>Total</b>	<b>21</b>	<b>7</b>	<b>4</b>	<b>4</b>	<b>5</b>	<b>41</b>	<b>51</b>

7m penalties 4/4  
Fastbreak 1/1  
Breakthrough 3/3  
Long dist. 0/0

7m penalties 4/6  
Fastbreak 5/7  
Breakthrough 4/5  
Long dist. 1/1

# Jersey number Tot. Total shooting 6m 6m (line) shooting 9m 9m shooting Wng. Wing shooting FB Fastbreak sh. 7m 7m penalty sh.  
Brk. Breakthrough sh. LD Long distance sh. As. Assists PC Pass clear chance E7 Earned 7m pen. TF Technical faults St. Steals  
2m 2m punishments C7. Committed 7m E2 Earned 2m pun. YC. Yellow cards R/B Red/Blue cards Blk. Blocks S Starting Line-up



# 2019 IHF Men's Youth (U19) World Championship

## North Macedonia (Skopje)

Group A



### Match Team Statistics

Match No. 43

## Spain 31 - 21 Chile

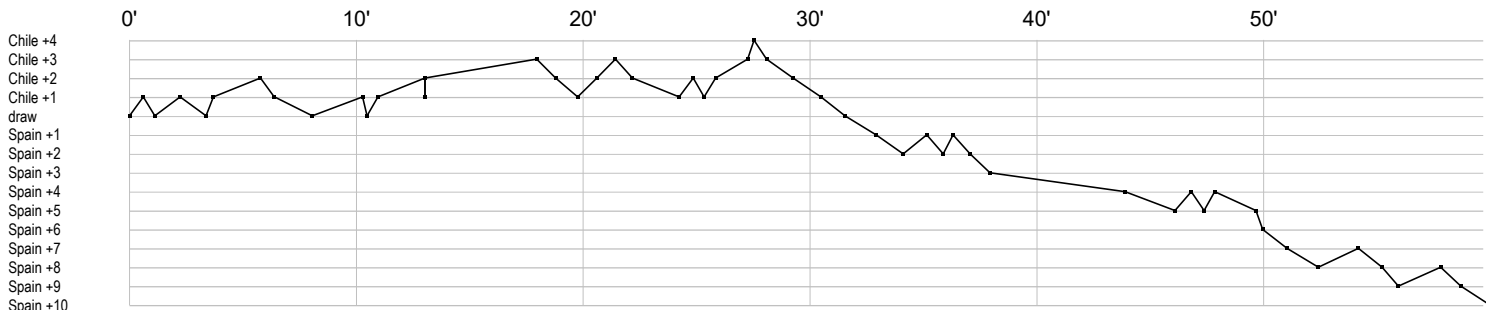
(13 - 15) (18 - 6)

11.8.2019. 16:30

Attendance: 100

SC Jane Sandanski

Referees: Maike Merz (GER) / Tanja Schilha (GER)



### Spain

1 Rodriguez	r	r					s	sr	r						s	r	r	g	s			r	s	r										
2 Goni Macua E																									f	f								
3 Martin Botet A		ie	t	c	c					g	g								g															
4 Basualdo																										f								
5 Roca										g	g															fa								
6 Diaz						g					g			a	ef	a									g	f	g	g						
7 Garcia						g									y	2					g	g								g				
8 Preciado																																		
9 Pascual																																		
10 Izquierdo	g	t	g								gt	f								g	2						f	a		g	g			
11 Palomino											p	t															p							
13 Luis		a			fc																													i
15 Aguilera				y									g		g																g			
17 Ala Sanchez							g									g												g						
22 Martinez																													a	a				
33 Perez Molina	r	r	r	r	s			r		r						r	r				s	r	r	r	r									

### Chile

2 Flores C																														g	2										
4 Gutierrez F																																									
5 Testa I																																									
7 Aedo R	a	g		g						a	f	g	t		f				p							f			a	g	t	f		t	a	2					
9 Scaramelli L																																t	f	p			f				
10 Cancino I						e	g																					t							g						
11 Cayul J				e	t		p								f	a			g					p				fg	g	f			t		f	f	f				
13 Ahumada F																																									
14 Illesca B	g																														f	t	f		g	c					
15 Moraga N																																									
16 Caro D																																				r		r	r	r	
22 Paya M			g		f			g				eg	f			g		g			a			a												f		a			
23 Valenzuela H	r	r	s	r	r			r	r	s	r	r			r	r	r	s	r	r				r	r	r	r	r	r	r	r	r	r	r	r	r	s	r	sr	r	r
29 Canales S						2c																																			
55 Navarro A																																									

In game            g Goal scored            f Missed shot            a Assist            t Technical faults            b Steal  
 2 2min suspension    e Earned 7m            c Committed 7m            y Yellow card            r Red Card            k Blue card  
 i Earned 2min.            x Block            4 4min suspension            p Pass for clear chance            s Saved shot            r Received goal