



2019 IHF Men's Youth (U19) World Championship

North Macedonia (Skopje)

Group D



Match Team Statistics

Match No. 40

Germany 28 - 22 Brazil

(13 - 11) (15 - 11)

10.8.2019. 16:30

Attendance: 50

SC Boris Trajkovski

Referees: Alexei Covalciuc (MDA) / Igor Covalciuc (MDA)

Germany

Players		Goals / shots										Attack					Def.			Penalties			TP		
#	Surname and name	S	Tot.	%	9m	6m	Wing	7m	FB	Brk.	LD	As.	PC	E7	E2	TF	St.	C7	Blk	YC	2m	R	B		
1	JEPSEN Johannes															1									57:30
2	TOBELER Jaris		3/7	43			3/6	0/1				1													34:18
3	PFEIFER Alexander	S	1/2	50		1/1			0/1						1										18:56
4	KOSTER Julian	S	2/5	40	1/2					0/2	1/1	3	1				1					1			32:35
7	REIMANN Alexander	S	4/4	100		1/1	2/2				1/1					1									40:20
10	MAVERS Veit		3/3	100	1/1			2/2				1	3			1									26:34
12	DIEDRICH Lukas																								7:57
13	FUSS Merlin	S	2/3	67			1/2		1/1									2		1					24:15
15	WEBER Ian	S	0/1	0		0/1																			30:09
17	LICHTLEIN Nils	S	1/3	33						1/3		4	1	1		1									26:27
19	AHOUANSOU Phillip		2/3	67	1/2	1/1										1									7:22
20	MEYER-SIEBERT Julius	S	4/5	80	2/3	1/1				1/1		2				1									46:06
23	DAMM Benedikt		2/2	100	1/1	1/1									1										9:11
24	BERGNER Tom		0/1	0		0/1						1						1				1			19:39
30	ROLLER Nils																								4:24
35	MEDDEB Yessine		4/8	50	3/5					1/1	0/2	2	1	1	3			1				1			34:17
	Team / bench																								
	UKUPNO		28/47	60	9/14	5/7	6/10	2/3	2/3	2/8	2/2	14	6	3	4	6	1	4	0	1	3	0	0		

Goalkeepers		Saves / shots									
#	Surname and name	Tot.	%	9m	6m	Wing	7m	FB	Brk.	LD	
1	JEPSEN Johannes	8/28	29	3/9	1/3	4/12	0/1		0/3		
12	DIEDRICH Lukas	2/4	50		0/1		2/3				
	TOTAL	10/32	31	3/9	1/4	4/12	2/4	0/0	0/3	0/0	

Coach: Erik Wudtke

Number of attacks: 52, Efficiency: 54%, Average Duration: 32.7 seconds

Attack by type of defense

	Shots	9m	6m	Wing	TF	E7	E2
On def. 6-0	0/2	0/2	0/0	0/0	0	1	1
On def. 5-1	22/37	9/12	5/7	6/10	6	2	3
Fastbreak	2/3				0	0	0

Defense by type

	Total	9m	6m	Wing	Stl.	C7	2m
Def. 6-0	14/20	4/6	1/2	6/8	0	2	0
Def. 5-1	6/15	2/5	2/3	2/6	1	2	3
Fastbreak	0/0				0	0	0

Attack with goalkeeper out

	Attack				Reaction		
	Att.	Eff.	Shots	TF	FB	LD	Tot.
GK out (7 on 6)	3	0%	0/2	1	0/0	0/0	0/0
GK in	49	57%	28/45	5	0/0	0/1	0/1

GK out attack is counted if one part or whole attack was GK out

Attack with player superiority/minority

	Attack				Reaction		
	Att.	Eff.	Shots	TF	FB	LD	Tot.
Superiority +2	2	100%	2/2	0	0/0	0/0	0/0
Superiority +1	6	83%	5/5	1	0/0	0/1	0/1
Normal	31	45%	14/29	3	0/0	0/0	0/0
Minority -1	1	100%	1/1	0	0/0	0/0	0/0

Player superiority counted at the end of attack (in case it changes during attack)

Defense with opponent goalkeeper out

	Attack				Reaction		
	Att.	Eff.	Shots	TF	FB	LD	Tot.
GK out (7 on 6)	4	25%	1/4	0	0/0	0/0	0/0
GK out pl. super.	2	50%	1/2	0	0/0	0/0	0/0
GK in	47	43%	20/34	11	2/3	2/2	4/5

Defense with player superiority/minority

	Attack				Reaction		
	Att.	Eff.	Shots	TF	FB	LD	Tot.
Minority -1	1	0%	0/0	0	0/0	0/0	0/0
Normal	29	48%	14/24	5	1/2	0/0	1/2
Superiority +1	8	25%	2/5	3	0/0	2/2	2/2
Superiority +2	2	0%	0/1	1	0/0	0/0	0/0

Jersey number Tot. Total shooting 6m 6m (line) shooting 9m 9m shooting Wng. Wing shooting FB Fastbreak sh. 7m 7m penalty sh.
 Brk. Breakthrough sh. LD Long distance sh. As. Assists PC Pass clear chance E7 Earned 7m pen. TF Technical faults St. Steals
 2m 2m punishments C7. Committed 7m E2 Earned 2m pun. YC. Yellow cards R/B Red/Blue cards Blk. Blocks S Starting Line-up



2019 IHF Men's Youth (U19) World Championship

North Macedonia (Skopje)

Group D



Match Team Statistics

Match No. 40

Germany 28 - 22 Brazil

(13 - 11) (15 - 11)

10.8.2019. 16:30

Attendance: 50

SC Boris Trajkovski

Referees: Alexei Covalciuc (MDA) / Igor Covalciuc (MDA)

Shot distribution by player

2 J. Tobeler

1/1		
	1/1	

1 post 1 miss. 1/1 lob

3 A. Pfeifer

		1/1

1 miss.

4 J. Koster

		1/1
	1/1	

1 post

7 A. Reimann

		2/2
	1/1	

1/1 lob

10 V. Mavers

1/1		
	1/1	1/1

1 miss.

13 M. Fuss

1/1		
1/1		

1 miss.

15 I. Weber

1 miss.

17 N. Lichtlein

1/1		

1 post

19 P. Ahouansou

1/1		
1/1		

1 miss.

20 J. Meyer-Siebert

		1/1
1/1		2/2

1 post

23 B. Damm

		2/2

1 miss.

24 T. Bergner

1 miss.

30 N. Roller

1 miss.

35 Y. Meddeb

1/1		
1/1		2/2

1 post 2 miss.

TOTAL

6/6		6/6
	2/2	
4/4	2/2	6/6

4 post 5 miss. 2/2 lob

Saves distribution goalkeepers

1 J. Jepsen

0/4		0/3
0/1		0/1
0/2	0/2	0/4

12 L. Diedrich

		0/1
		0/1

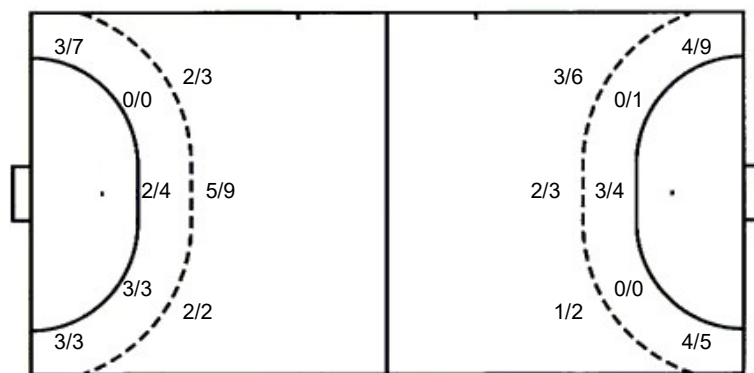
TOTAL

0/4		0/4
0/1		0/1
0/2	0/2	0/5

Shots by position

ATTACK

DEFENSE



7m penalties 2/3
Fastbreak 2/3
Breakthrough 2/8
Long dist. 2/2

7m penalties 2/4
Fastbreak 0/0
Breakthrough 3/5
Long dist. 0/1

Shooting statistics

Position	Goals	Sav.	Miss.	Post	Blk.	Total	%
Back (9m)	9	2	2	1	0	14	64
Line (6m)	5	1	1	0	0	7	71
Wing	6	2	1	1	0	10	60
7m penalties	2	1	0	0	0	3	67
Fastbreak	2	1	0	0	0	3	67
Breakthrough	2	3	1	2	0	8	25
Total	26	10	5	4	0	45	58



2019 IHF Men's Youth (U19) World Championship

North Macedonia (Skopje)

Group D



Match Team Statistics

Match No. 40

Germany 28 - 22 Brazil

(13 - 11) (15 - 11)

10.8.2019. 16:30

Attendance: 50

SC Boris Trajkovski

Referees: Alexei Covalciuc (MDA) / Igor Covalciuc (MDA)

Brazil

#	Surname and name	S	Goals / shots									Attack					Def.			Penalties			TP			
			Tot.	%	9m	6m	Wing	7m	FB	Brk.	LD	As.	PC	E7	E2	TF	St.	C7	Blk	YC	2m	R		B		
2	ASSUMPCAO BRAGA Marcos	S	5/9	56	2/4	1/1			1/2					5	3	1	1	2	1				2			42:08
3	SILVA SANTOS Washington	S	2/3	67			1/1	1/2									1								31:29	
4	INOUE LANGARO Davi															1	1		2		1				16:12	
5	REIS TONINI Rafael		1/1	100			1/1																		22:23	
7	SANTIAGO RIBEIRO Marcos Vinicius	S	0/1	0					0/1					1	1										30:41	
8	FREITAS OLIVEIRA Tarcisio	S	2/5	40	0/2	0/1			2/2				5	3		1	3								50:04	
9	SEIFERT Philipp																2								3:37	
10	RODRIGUES PIRES Pablo	S	2/3	67		2/3							1		1										26:40	
11	DA SILVA Marcos Antonio		3/4	75			3/4																		28:01	
15	SABOIA DA SILVA Luis Andre																								13:03	
16	EVANGELISTA Emanuel	S																							36:08	
21	FLOR DA SILVA Gustavo																								16:50	
23	BRITO FEBRAS Mario		1/1	100	1/1								1												4:03	
24	LOPES VITALINO Henry																						1		26:58	
35	DA SILVA SANTOS Carlos	S	3/9	33			3/8			0/1					1		1	1							41:46	
37	COSTA DA SILVA Jose Luciano		3/4	75	3/4											1		1				1			29:57	
	Team / bench																									
	UKUPNO		22/40	55	6/11	3/5	8/14	2/4	0/0	3/5	0/1	11	8	4	3	11	2	3	0	1	4	0	0			

#	Surname and name	Saves / shots								
		Tot.	%	9m	6m	Wing	7m	FB	Brk.	LD
16	EVANGELISTA Emanuel	6/23	26	2/8	0/3	1/6		0/1	3/5	
21	FLOR DA SILVA Gustavo	4/13	31	0/3	1/3	1/2	1/3	1/2		
	TOTAL	10/36	28	2/11	1/6	2/8	1/3	1/3	3/5	0/0

Coach: Alberto Gallina

Number of attacks: 53, Efficiency: 42%, Average Duration: 35.8 seconds

Attack by type of defense

	Shots	9m	6m	Wing	TF	E7	E2
On def. 6-0	14/20	4/6	1/2	6/8	4	2	0
On def. 5-1	6/15	2/5	2/3	2/6	7	2	3
Fastbreak	0/0				0	0	0

Defense by type

	Total	9m	6m	Wing	Stl.	C7	2m
Def. 6-0	0/2	0/2	0/0	0/0	0	1	1
Def. 5-1	22/37	9/12	5/7	6/10	2	2	3
Fastbreak	2/3				0	0	0

Attack with goalkeeper out

	Attack				Reaction		
	Att.	Eff.	Shots	TF	FB	LD	Tot.
GK out (7 on 6)	4	25%	1/4	0	0/0	0/0	0/0
GK out pl. minority	2	50%	1/2	0	0/0	0/0	0/0
GK in	47	43%	20/34	11	2/3	2/2	4/5

GK out attack is counted if one part or whole attack was GK out

Defense with opponent goalkeeper out

	Attack				Reaction		
	Att.	Eff.	Shots	TF	FB	LD	Tot.
GK out (7 on 6)	3	0%	0/2	1	0/0	0/0	0/0
GK in	49	57%	28/45	5	0/0	0/1	0/1

Attack with player superiority/minority

	Attack				Reaction		
	Att.	Eff.	Shots	TF	FB	LD	Tot.
Superiority +1	1	0%	0/0	0	0/0	0/0	0/0
Normal	29	48%	14/24	5	1/2	0/0	1/2
Minority -1	8	25%	2/5	3	0/0	2/2	2/2
Minority -2	2	0%	0/1	1	0/0	0/0	0/0

Player superiority counted at the end of attack (in case it changes during attack)

Defense with player superiority/minority

	Attack				Reaction		
	Att.	Eff.	Shots	TF	FB	LD	Tot.
Minority -2	2	100%	2/2	0	0/0	0/0	0/0
Minority -1	6	83%	5/5	1	0/0	0/1	0/1
Normal	31	45%	14/29	3	0/0	0/0	0/0
Superiority +1	1	100%	1/1	0	0/0	0/0	0/0

Jersey number Tot. Total shooting 6m 6m (line) shooting 9m 9m shooting Wng. Wing shooting FB Fastbreak sh. 7m 7m penalty sh.
 Brk. Breakthrough sh. LD Long distance sh. As. Assists PC Pass clear chance E7 Earned 7m pen. TF Technical faults St. Steals
 2m 2m punishments C7 Committed 7m E2 Earned 2m pun. YC. Yellow cards R/B Red/Blue cards Blk. Blocks S Starting Line-up



2019 IHF Men's Youth (U19) World Championship

North Macedonia (Skopje)

Group D



Match Team Statistics

Match No. 40

Germany 28 - 22 Brazil

(13 - 11) (15 - 11)

10.8.2019. 16:30

Attendance: 50

SC Boris Trajkovski

Referees: Alexei Covalciuc (MDA) / Igor Covalciuc (MDA)

Shot distribution by player

2 M. Assumpcao Braga

1/1		3/3
		1/1

1 post 1 miss.

3 W. Silva Santos

1/1		
		1/1

4 D. Inoue Langaro

5 R. Reis Tonini

	1/1	

7 M. Santiago Ribeiro

1 miss.

8 T. Freitas Oliveira

1/1		
1/1		

1 post

9 P. Seifert

10 P. Rodrigues Pires

	1/1	1/1

11 M. da Silva

		1/1

2/2 lob

15 L. Saboia da Silva

23 M. Brito Febras

	1/1	

24 H. Lopes Vitalino

35 C. da Silva Santos

		1/1
		1/1

1 post 2 miss. 1/1 lob

37 J. Costa da Silva

2/2		1/1

1 miss.

TOTAL

4/4		4/4
1/1		1/1
2/2	2/2	5/5

3 post 5 miss. 3/3 lob

Saves distribution goalkeepers

16 E. Evangelista

0/3		0/6
	0/2	
0/2		0/4

21 G. Flor da Silva

0/3		
0/2	0/2	0/2

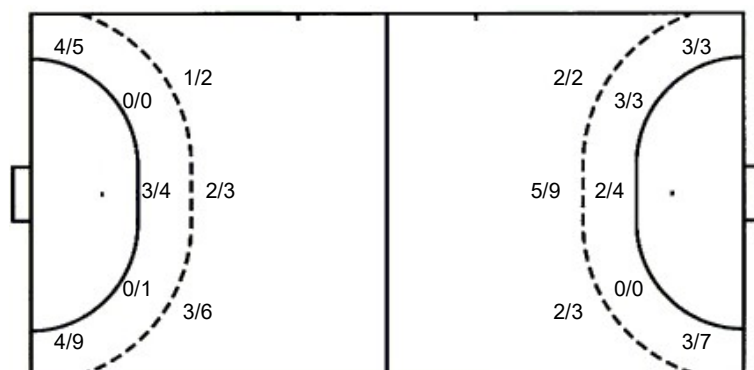
TOTAL

0/6		0/6
	0/2	
0/4	0/2	0/6

Shots by position

ATTACK

DEFENSE



Shooting statistics

Position	Goals	Sav.	Miss.	Post	Blk.	Total	%
Back (9m)	6	3	2	0	0	11	55
Line (6m)	3	1	0	1	0	5	60
Wing	8	4	1	1	0	14	57
7m penalties	2	2	0	0	0	4	50
Fastbreak	0	0	0	0	0	0	0
Breakthrough	3	0	1	1	0	5	60
Total	22	10	4	3	0	39	56

7m penalties 2/4
Fastbreak 0/0
Breakthrough 3/5
Long dist. 0/1

7m penalties 2/3
Fastbreak 2/3
Breakthrough 2/8
Long dist. 2/2



2019 IHF Men's Youth (U19) World Championship

North Macedonia (Skopje)

Group D

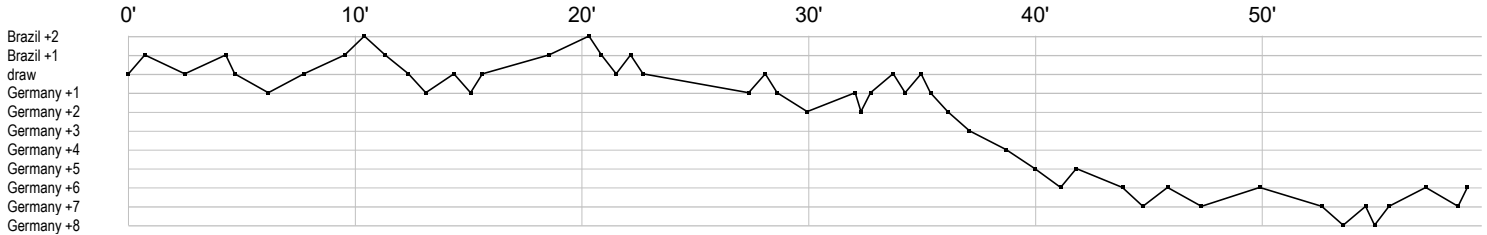


Match Team Statistics
Match No. 40

Germany 28 - 22 Brazil
(13 - 11) (15 - 11)

10.8.2019. 16:30
Attendance: 50
SC Boris Trajkovski

Referees: Alexei Covalciuc (MDA) / Igor Covalciuc (MDA)



Germany

1 Jepsen J	r	s	r	r	r	s	r	r	r	r	r	r	r	s	r	r	r	r	s	s	r	r	t	s	r	s	s	r	r		
2 Tobeler J				f										g							g	g		a	f	f		f			
3 Pfeifer A																						f	g						e		
4 Koster J				gf	p	f	a	2				f			a	a	bg														
7 Reimann A	t									g	g				g						g										
10 Mavers V								t						g									a	g	p	p	p		g		
12 Diedrich L												s															sr	r			
13 Fuss M				cy						g	g		f				c														
15 Weber I							f																								
17 Lichtlein N		g	t	a	e			a	a			f	p	f	a																
19 Ahouansou P																								f				g	g	t	
20 Meyer-Siebert			g						g				a						f		g	g		a	t						
23 Damm B							g					gi																			
24 Bergner T																							a				f		c		
30 Roller N																															
35 Meddeb Y															e	a	g				f	g	i	f	2		a	g	p	gc	f

Brazil

2 Assumpcao	a	p	p	g	p	t			a	f				2	e	f	a		a	g	g		2	i	t			f	b				fg	g	a				
3 Silva Santos				g													t	f																					
4 Inoue					cy																		t														c		
5 Reis Tonini R																																							
7 Santiago																																							
8 Freitas			f			a			t	gi	a	t				g				f			a	p	p	a	t			p	a	f							
9 Seifert P																								t				t											
10 Rodrigues						e																					a	g					f						
11 da Silva M																												g							g	f		g	
15 Saboia da																																							
16 Evangelista E		r	r	r			sr	r	r	r	s	s	r	r	r	s			r	r	s	r	r	r	r	r	r	r	sr	t									
21 Flor da Silva							s																						r	s	r	r	r	s		r	r	s	r
23 Brito Febras																																						g	
24 Lopes Vitalino																																							
35 da Silva			f	f			g	g																													e	bt	f
37 Costa da																	g	g																					

In game	g Goal scored	f Missed shot	a Assist	t Technical faults	b Steal
2 2min suspension	e Eearned 7m	c Committed 7m	y Yellow card	r Red Card	k Blue card
i Earned 2min.	x Block	4 4min suspension	p Pass for clear chance	s Saved shot	r Received goal